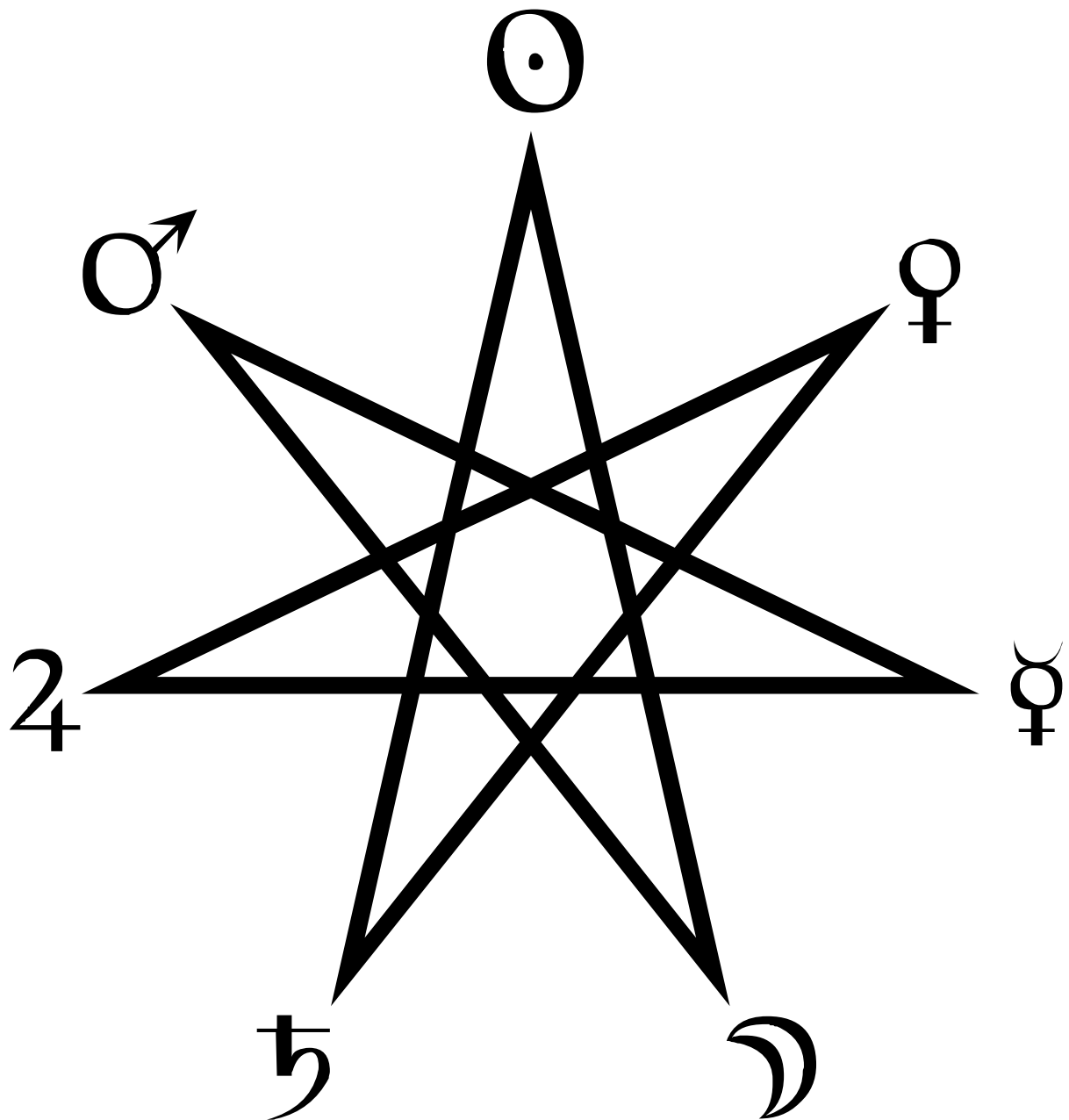


THE STAR OF SEVEN



A PLANETARY BANISHING RITUAL

©2003 Frater DICE, all rights reserved

Equipment and Temple Layout

This ritual does not require any equipment, but does require a space large enough to walk the lines of a unicursal Septagram (see figure #1) from point to point within your circle.

If you have poor direction sense you may need to mark these points.

The temple layout is simple; you stand in the centre of your circle facing East through the point of the Septagram associated with The Sun (The arrangement of planets around the Septagram follows the usual order, however the Septagram itself has been rotated to show the sun at the top, for ease of reference.).

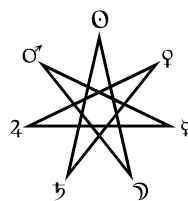


Figure #1

The Ritual Proper

Qabalistic Cross¹

- Stand in the centre of your circle, facing east, and then do the following using the forefinger of your right hand:
- Touch your forehead and vibrate ‘ΣΟΙ’.
- Touch your genitals and vibrate ‘Ω ΦΑΛΛΕ’.
- Touch your right shoulder and vibrate ‘ΙΣΧΥΡΟΣ’.
- Touch your left shoulder and vibrate ‘ΕΥΧΑΡΙΣΤΟΣ’.
- Clasp your hands over your chest and vibrate ‘ΙΑΩ’.

The Seven Seals

- Advance to the point of The Sun.
- Raise your hands to your eyes and visualise the Septagram of The Sun² ablaze upon your forehead.
- Throw the Septagram forth as you perform the sign of the enterer, and vibrate the name ‘SHEMESH’.

- Retire in the sign of silence.
- Then turn and trace a path to the point of Saturn³, and repeat with the name ‘SHABBATHAI’.
- Continue tracing the path, with the appropriate signs and names⁴ until you once again reach the point of The Sun.
- Once all is done, step back to the centre of the circle.

The Seven Guards

- Raise your right forefinger to point at the point of The Sun, and trace the Invoking Septagram of The Sun⁵ as you vibrate the name of the Archangel of The Sun⁴.
- Turn clockwise to the point of Venus, and repeat with the Invoking Septagram, and Archangel of Venus.
- Continue clockwise for all remaining points, and then turn back to face East, and the point of The Sun.

The Declaration

Raise your arms to form a Tau, and declaim:

*The wand' ring stars stand fixed around,
By seven seals confined,
To flame about my circle now,
In sevenfold design.*

*The seven powers, and seven rays,
As guards to stand around;
A septad subject to my will,
By word and deed I've bound.*

*And through the path that I have traced,
Extends from Hell to Heaven;
The flaming column takes its place:
Behold! The Star of Seven.*

Qabalistic Cross

Lower your arms, and perform the Qabalistic cross, as before.

Notes

Ritual Notes

1: The Qabalistic cross

I prefer to use the Greek Qabalistic cross (as found in Star Ruby), however if you feel that the Hebrew version (as found in the LBRP) flows better due to the fact that the rest of the ritual vibrations are in Hebrew, feel free to substitute the Hebrew form for the Greek.

2: The Septagram of the Sun

The Septagram of the Sun is simply a unicursal Septagram with the Symbol for the Sun in the centre:

3: Tracing a Path

Whenever the ritual script says 'Trace a path', it means follow the line of a unicursal Septagram upon the ground, it does not mean that you proceed around the circle. This in effect means that the path you trace is that of the banishing Septagram of the Sun.

4: Planetary and Angelic Names

The appropriate Planetary and Angelic names are as follows:

Planet	Name	Archangel
☉	SHEMESH	RAPHAEL
☽	LEVANAH	GABRIEL
♂	MADIM	KAMAEL
♀	KOKAB	MICHAEL
♃	TZEDEK	TZADQIEL
♀	NOGAH	HANIEL
♄	SHABBATHAI	TZAPHQIEL

5: Invoking Septagrams

The Invoking and Banishing Septagrams are detailed in Appendix #1.

General Notes

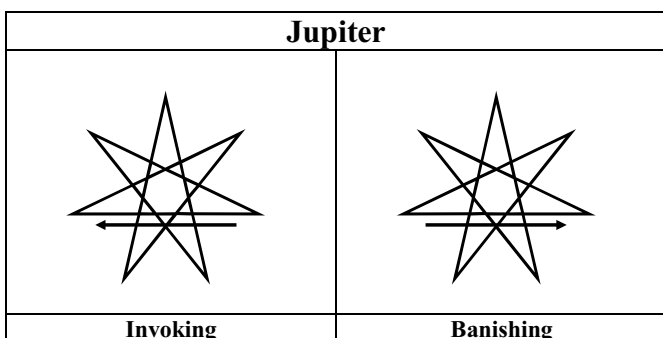
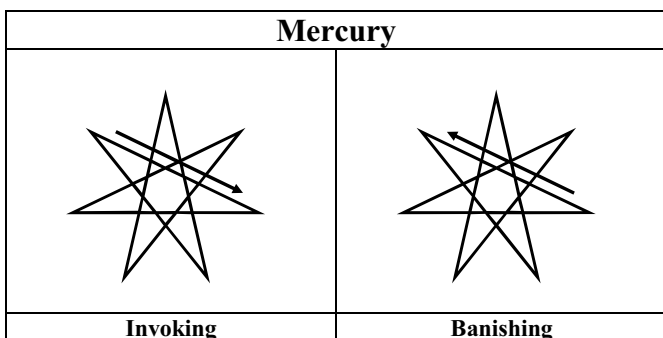
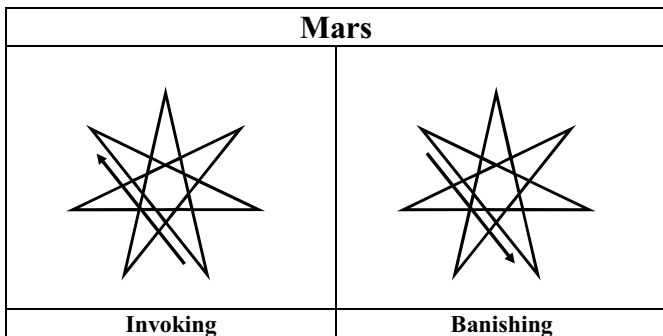
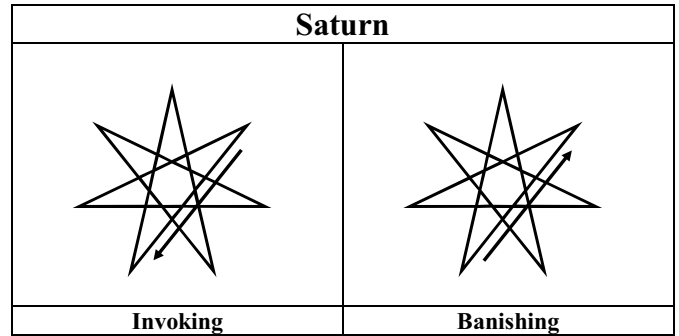
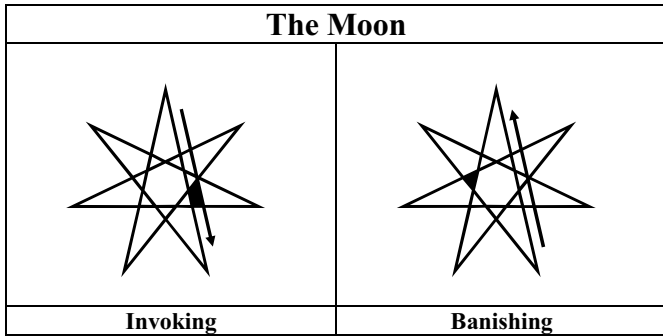
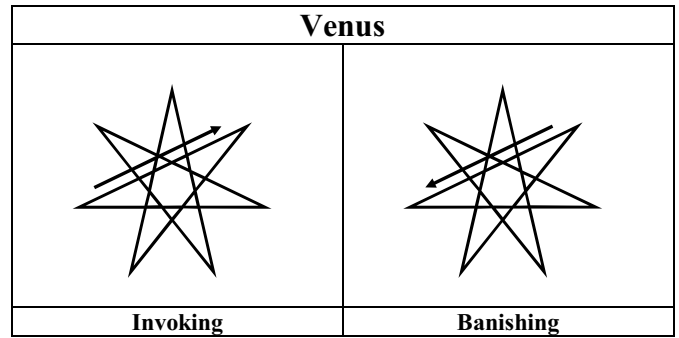
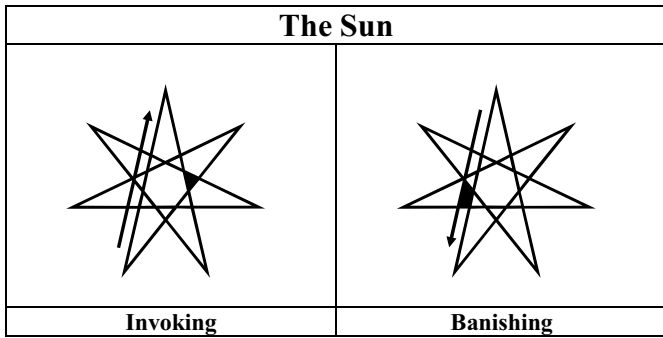
- The ritual script does not contain any visualisation directions. This is to allow you to come up with your own. Personally I use a modified version of the visualisation sequence that I use for the Star Ruby.
- This ritual can easily be made part of a longer, and more complete banishing sequence, simply by omitting the initial and final Qabalistic crosses, and performing the remainder of the ritual between the final declaration and final Qabalistic cross of Star Ruby. Similar 'Ritual Surgery' can be done with the LBRP if you so desire.

Taking it Further

One suggestion on extending this ritual into the area of daily practice is to vary the starting point from day to day, such that the path you trace is that of the banishing Septagram of the planet of that day of the week, thus banishing all of them day by day over the course of a week.

APPENDIX #1

Banishing & Invoking Septagrams



The arrangement of these Septagrams is my own work (if there are any traditional arrangements, I am not aware of them), and as with the temple layout diagram (figure #1, duplicated below for ease of reference), the arrangement of the planets has been rotated for ease of reference.

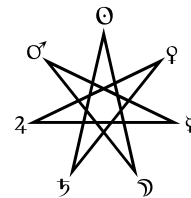


Figure #1

In essence this arrangement follows a few simple rules:

1. Invoke towards, Banish away from
2. Invoke deosil, Banish widdershins

These two simple rules make for an elegantly simple arrangement, where you draw invoking and banishing Septagrams along the same lines (in opposite directions), and where there is no duplication of meaning (as found with the GD pentagram arrangement).