

# Presenting Publisher

## *Create newsletters with templates!*

### Inside this issue:

<i>Word &amp; Border Art</i>	2,3
<i>Types of Templates</i>	2,3
<i>Other Fun Highlights</i>	4
<i>System Requirements</i>	4

### Special points of interest!

- Uniform look to each newsletter addition with a minimum of effort
- Kid friendly - they can type right onto the place where their article will go
- Publisher can also create newsletters in a web ready form

**M**icrosoft Publisher helps you or your class create professional quality newsletters that can be printed for distribution or formatted for the Web. There are 30 newsletter templates to choose from and each one can be changed in a variety of ways to suit the user.

By using the Newsletter Wizard feature, you may choose the number of columns, choose whether the project will be single or double sided, and change the color scheme if you do not like the one that matches the original template. Additionally, the Wizard allows you to include personal or business information that will be placed in a variety of spots on the newsletter by inputting the information once. Pages may be inserted and you can copy exactly what was on a previous page so that your formatting remains the same.

The program will keep track of the volume and issue number for you so that additional class projects will always be numbered.

It is easy to import files from the Internet or from students' folders if they need to type their stories on a different computer. Also, text boxes can be created outside of the newsletter itself



*Newsletter Wizard is ready to help you get started!*

for the text to be imported into. That way it is easy to decide where a certain article will fit without changing the size of the text box in the publication itself.

Once you have created a "picture frame" and placed it in your publication, you can change the picture as many times as you want to by just double clicking on it. The picture will stay within the frame and the text will adjust itself to fit next to it. This is an excellent feature for children. (and me, too!)

You can create the same categories in each issue, like the weather or the lunch menu, open the previous addition to start the a new issue and type right in the same places! Easy for the kids!

## *Why buy Microsoft Publisher?*

**"Work Smarter and Easier with Familiar Office Tools.** Work productively across Microsoft Office System programs. Publisher 2003 looks and works more like other programs in the Microsoft Office System, making it easier than ever to use the right Office tool for the task, while still making the most of your knowledge and experience with the Microsoft Office System."

This is a quote from Microsoft's literature that I find to be right on the money. I feel that if you are familiar with a program, it is easier to transfer the skills you already know than to learn an entirely different set of skills. Publisher is extremely user friendly for those familiar with Microsoft Word.

## AUTHORING TOOLS MODEL

Susan Milovich  
 Durban Avenue School  
 Hopatcong, NJ  
 Email: milokbs@optonline.net



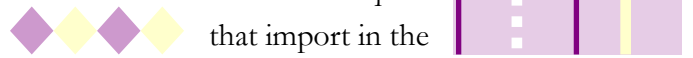
PUBLISHER  
 CAN  
 CREATE A  
 LOGO  
 FOR YOUR  
 CLASS!

PUBLISHER  
 CAN  
 CREATE A  
 TAG LINE  
 FOR YOUR  
 CLASS!


**i AM THE MASTER  
 OF MY MACHINE!**

## Other fun highlights to add to your publications!

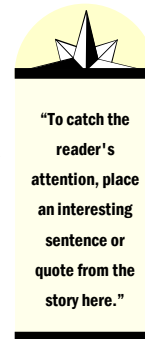
Add some marquees  
 that import in the  
 same color scheme as your project!



Insert a fun coupon!



fancy shaped  
 Add an for  
 accent  
 box!



Add additional  
 boxes  
 quotes!

Put in some funny dots!



## System Requirements & Price

- CPU: Personal computer with an Intel Pentium 233-megahertz (MHz) or higher processor, Pentium III recommended.
- RAM: 128 megabytes (MB) of RAM or above recommended
- Hard Disk Space: 250 MB of available hard disk space. Optional installation files cache (recommended) requires an additional 200 MB of available hard disk space.
- Operating system: Microsoft Windows® 2000 with Service Pack 3 (SP3) or later; or Windows XP or later.
- Display: Super VGA (800 600) or a higher-resolution monitor.



*A quick installation is all  
 you need for most PC's!*

**Comp USA** is currently offering Microsoft Publisher 2003 for \$160 with a \$70 mail in rebate. If you buy Microsoft Office Standard you pay \$399, if you upgrade to Office Professional it costs \$499. You get Word, Excel, Outlook, and PowerPoint in the Standard version. For the extra \$100 you add Access, Publisher, and Outlook with Business Contact Manager.