



## Daisy Chain Necklace

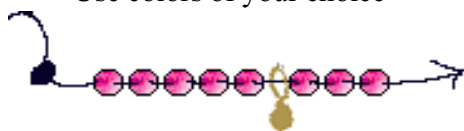


A =  11/0 seed bead

B =  8/0 seed bead

C =  11/0 seed bead

Use colors of your choice



1. Start by taking a piece of thread 1 meter long for bracelet or 2 meters for Necklace, add your stop/waste bead and then pick up 5A beads, one side of clasp, 3A beads.



2. Make a circle and go through 1A bead that is closest to your stop/waste bead. And pull up tight.



3. Pick up 1B, 3A make a circle and go back through the 2A beads as shown in drawing. Pull up tight



4. Pick up 3A and go with thread through 1A bead as shown in drawing. Pull up tight



5. Pick up 1C, 2A, 1C, make a circle and go through 2A beads, shown in drawing (a.) Pull up tight and continue with thread through 1C and 1A (b.)

**Continue repeating steps #3 through #5 until you have the length that you want, ending at step #4.**



6. To finish, pick up 3A, clasp, 3A, make a circle and go through 2A, as shown in picture. Go around again with thread through beads and clasp for strength. Finish off your threads. Repeat on the other side after removing your stop/waste bead.