



IMPOSITION

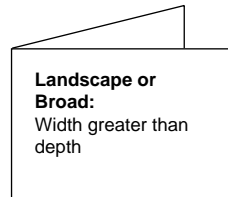
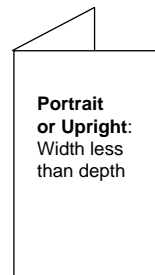
Matthew Boulton College

IMPOSITION

The positioning of pages in the correct relationship to each other, so that when printed, folded, stitched and trimmed the pages will read in the correct sequence.

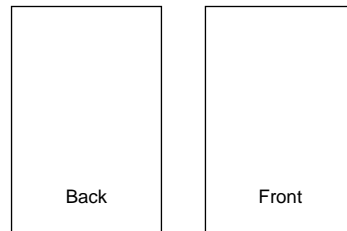
Until recently imposition was mostly done manually. This process is called planning and stripping in which positive or negative film of each page is taped in order to a stable acetate sheet along with colour targets and collating marks.

In the last few years, imposition software has become standard practice. This software can plan the layout of many imposition schemes (4's, 8's, 16's or 32's etc.). The sections can be output to produce a single piece of film or plate for each colour.

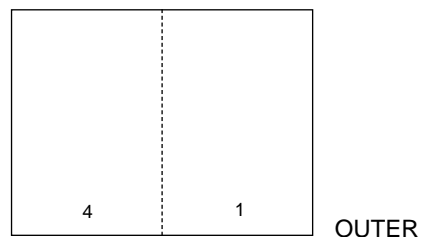
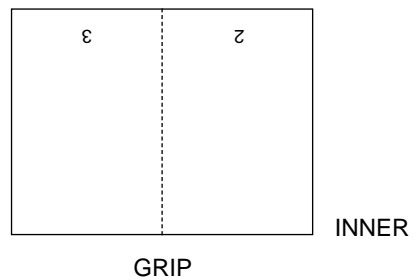


Sheetwork

There are 2 plates required (inner and outer) to produce a perfected (printed both sides) sheet or section.



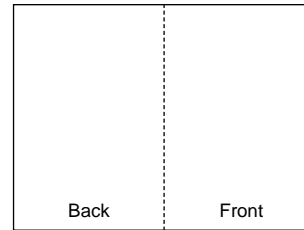
2 Pages Portrait



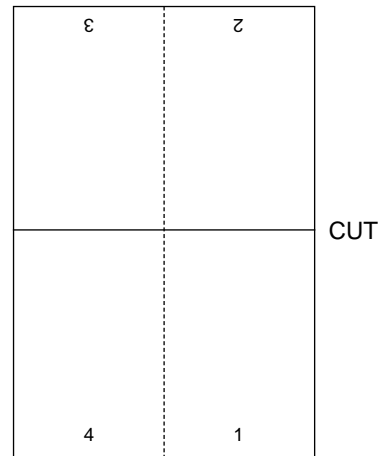
4 Pages Portrait

Half Sheetwork (Work and Turn)

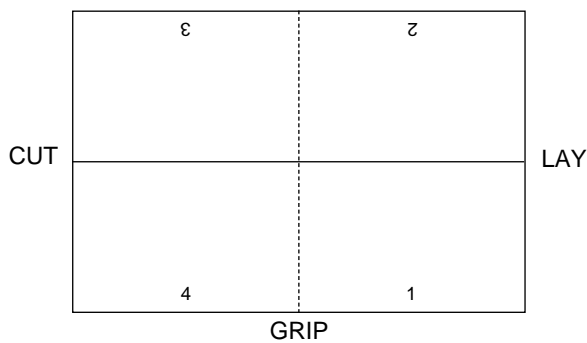
There is only one plate. The same plate is used to print both sides of the sheet. Using the same grip edge but a different lay edge when turned over. It is cut in half to produce 2 copies, both of which are the same.



2 Pages Portrait



4 Pages Portrait



4 Pages Landscape

Work and Tumble

This is the same as **Work and Turn** but with the exception that when the sheet is backed up, it requires the paper to be turned over so that the:

- Opposite long edge is presented to the grip edge
- This method uses the same lay edge when turned over

Paper should be trimmed square on 3 edges (2 long and lay edge)

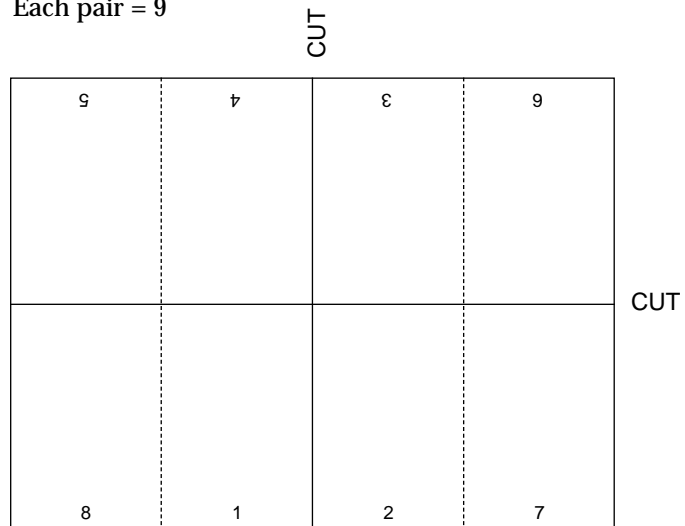
Principles of Imposition

Pairs of pages = total + 1

Therefore an 8 page imposition, would have the following pairs:

- 1, 8
- 2, 7
- 3, 6
- 4, 5

Each pair = 9



8 Pages Portrait

The page numbers above follow an anti-clockwise then a clockwise sequence. The above 8 page is an **Half Sheetwork** imposition which means that the same plate is used to back up the sheet to produce 2 copies after being cut and folded.

QUESTIONS ON IMPOSITION

- (1) Give a definition of the term imposition ?

- (2) Describe portrait and landscape shaped pages ?

- (3) Describe the following imposition terms:
 - Sheetwork
 - Half sheetwork
 - Work and tumble

- (4) When pairing up pages in preparation for platemaking, what principle must be considered ?

- (5) What is the sequence of page numbers on an 8 page sheet-fed imposition ?