

## **TVCC NEWSLETTER FOR JANUARY 2008**

This issue's dates to remember: ([See details below!](#))

JANUARY 12: Cruise Night at Siggy's

JANUARY 20: Annual "pot luck" dinner meeting Meadowview Clubhouse

---

### The President's Corner

By Alphy Norman

Hope everyone had a Great Christmas! As we approach the end of the year, we wonder where it went to; all I know is that it went too fast.

Since we did not have a regular meeting in December due to the Holiday's and our annual Christmas Party, we scheduled our next meeting to be held at the Meadowview Clubhouse in Temecula on January 20th. Maps and Directions will be available in this newsletter. Please remember our annual brown bag auction (for those of you that are new to the club, this is what we do each January.) You bring an item, gift, or a nice white elephant in a brown paper bag, seal it and don't put any names on it, then bring it with you to the pot luck on the 20th of January, there will be a table for you to set it on. After our eating and business meeting is over with we will have the auction, bring \$\$, this has always been fun!

Also our annual dues are now due, both for TVCC and for CHVA. If you are a Life Member of CHVA, or belong to another region of CHVA and have already paid your CHVA National dues, please put your CHVA member # in the memo area and a short note to the treasurer to let them know you have paid the National dues.

Send dues to either Henry Allarie (outgoing treasurer), or to Harvey Williamson (incoming treasurer), or bring them to our potluck/general

and board meeting). This is important so that we do not let them lapse and that helps keep our treasury current.

I'm looking forward to another great year and wishing everyone a very HAPPY NEW YEAR! Hope to see everyone at the potluck on Sunday, January 20th...

---

## Cruise Night Report

Our November Cruise was held on December 8<sup>th</sup>. We don't have a report on the results and winners this month. We had some discussion about the cruise at the Christmas party, but your editor forgot to make notes - I was too busy making a pig of myself at the all you can eat place!

---

## TVCC Calendar of Events

By Mike Kienitz

**JANUARY POTLUCK:** Our annual potluck dinner meeting will take place at the Meadowview Clubhouse on January 20. Come early (12:30 or so) if you want to help set-up the tables and chairs - we will sit down to eat at about 2 PM, so those who have a distance to drive won't have to drive after dark. Included with this newsletter is a map to the clubhouse. Directions are simple - exit I-15 at either Winchester Road or Rancho California Road, go east to Margarita Road intersection (about 2 miles), then turn toward Via Solana (also called Solana Way on some signs) and proceed to the dead end. Turn left on Del Rey (at the dead end) and go a short distance to the Avenida Verde side street - it is a right turn off Del Rey. The street ends at a Cul-de-Sac, the clubhouse parking lot is right in front of you. For those with GPS in their car, the address is 41050 Avenida Verde, Temecula CA 92591.

Please bring a main dish or salad to share and remember to bring something to be auctioned off in our brown bag auction. This is our main fundraiser for the TVCC treasury. Also, please bring ideas for trips or events to put on our calendar for next year. We will need sponsors to sign up and coordinate one trip for the months of February, March, April, May, July, and October and November. In June our event is the Murrieta Father's Day Car Show, in December it is our TVCC Christmas party, and in August and probably September we will not schedule any trips due to the expected high heat conditions in those months. Share the joy of sponsoring an event with some friends – it makes the work load easier and more fun.

**LETTER OF THANKS:** We received an official thank-you letter from Annette Jennings, Recreation Coordinator for the city of Murrieta for our donation of 50 toys to the Holiday Toy and Food Drive. The Marine Corps did not connect with us for our Toys for Tots Drive until the day after our Christmas party, and so, to be sure that the toys were distributed to needy kids, we took those donated at the Siggys' cruise plus those from the Christmas party to the Murrieta Holiday Drive

Headquarters. Our donation doubled the supply they already had and they were very grateful to get them and assured us that the toys would go to children in the Murrieta area. Thanks again to all who donated – you made some child very happy!

**JANUARY SIGGY'S CRUISE:** Will take place on Saturday, January 12 – usual time and place. Our regular raffle and 50/50 will again be held.

**MONTHLY MEETINGS:** Our January potluck will take the place of our regular monthly club meeting. Starting In February, our meetings will again be held at the Murrieta Carrows on the 3<sup>rd</sup> Tuesday of each month starting at 5:30 for dinner and 6:30 for the meeting. In February the date will be the 19<sup>th</sup>. The March date will be the 18<sup>th</sup>.

I want to wish everyone very happy and safe New Year's celebrations and a healthy, prosperous, and peaceful 2008!

---

## PAST EVENTS..

Christmas Party December 9th:

We had about 28 members turn out for the good food and discussion at Sizzler in Temecula. Speaking for myself, I thought the food was VERY good, and the price reasonable. The table where the toys for tots were stacked was full to overflowing - in fact we were able to donate 50 toys to the local kids, including those donated at the party and those from the cruise night the night before.

---

## Dick's Tech Tips

Subject: 1948 Kaiser

Question: Hello, I am having problem keeping this car primed with gas. If I don't start everyday, I have to remove the carb filter and pour gas directly in to get prime back. Which direction do I need to go to correct the problem?

Answer: About 95% of old cars are having this same problem. The causes are usually a combination of the characteristics of modern fuels (they evaporate much more quickly than those of the era these cars were designed for), and the history of the carburetor. Modern gas also is very hard on the rubber compounds used in fuel hoses and fuel pump diaphragms, so be sure to check and replace your fuel hoses frequently, or go to the very expensive SAE30R11 hose, which is designed to deal with modern fuel. If, after driving the car into the garage after a trip, you smell gasoline fumes under the hood after a half hour or so, you have evaporation from the carburetor. You may

be able to reduce this by blocking the throttle linkage slightly open, so that the bowl vent on the top of the float chamber is completely closed - make sure it is closing tightly. Also, depending on the history of the carburetor, it may have been rebuilt multiple times by now, and if any of the previous rebuilders made the common mistake of leaving it in the powerful cleaning solution longer than the recommended 10 minutes or so, the sealant coating on the inside of the float bowl will have been damaged or removed. If this has happened, fuel will migrate through the walls of the float bowl and gasoline "sweat" will appear on the outside of the carburetor. There is no cure for this other than to replace the carburetor with one that doesn't have this problem - and the only type you can rely on is an NOS one. A third problem may be that there is an internal leak in the carburetor, with fuel draining down the inside of the carburetor and into the intake manifold. This can cause serious damage or even an explosion inside the oil pan if the fumes accumulate down there. Pull your dipstick to see if you smell gasoline odor in the oil - if you do, you have this problem. If this is the case, prepare a flat clean surface in your garage to place the carburetor on, then drive the car to get it good and warm, then remove the carburetor, and without tipping it (which would spill the gas inside), move to the clean surface and place it on a paper towel so you can study the pattern of where the gas is leaking from - wait about an hour and check the paper towel to see if you can locate the leak. It may be that you can spot the area that is leaking, and replacing the failed gasket or seal may cure the problem. If you cannot locate or fix the leak, but gas is getting into the oil, the way to prevent engine problems or further risk of explosion is to install a fuel shutoff valve at the carburetor inlet, and when you park the car for more than an hour or two, turn off the fuel valve and let the engine idle until it uses up all the fuel in the carburetor, at which time it will stall. At least if you do this, you won't be diluting your oil anymore. Since modern gas is so much more likely to cause vapor lock, it is becoming more and more common to put an electric fuel pump on old cars, both to get around the fuel drainage and evaporation problem, and to get you going if you experience vapor lock. If you do this, install it toward the back of the car, as low as you can put it and still have it protected from road debris, and wire it to a separate switch that gets it's power from the ignition switch only when "on" so that it will go off with the key. You can then use the pump when you want to start the car after storage, and turn it off otherwise. I wish there were better answers, but these are all the things I have had to do to get around this problem. Dick

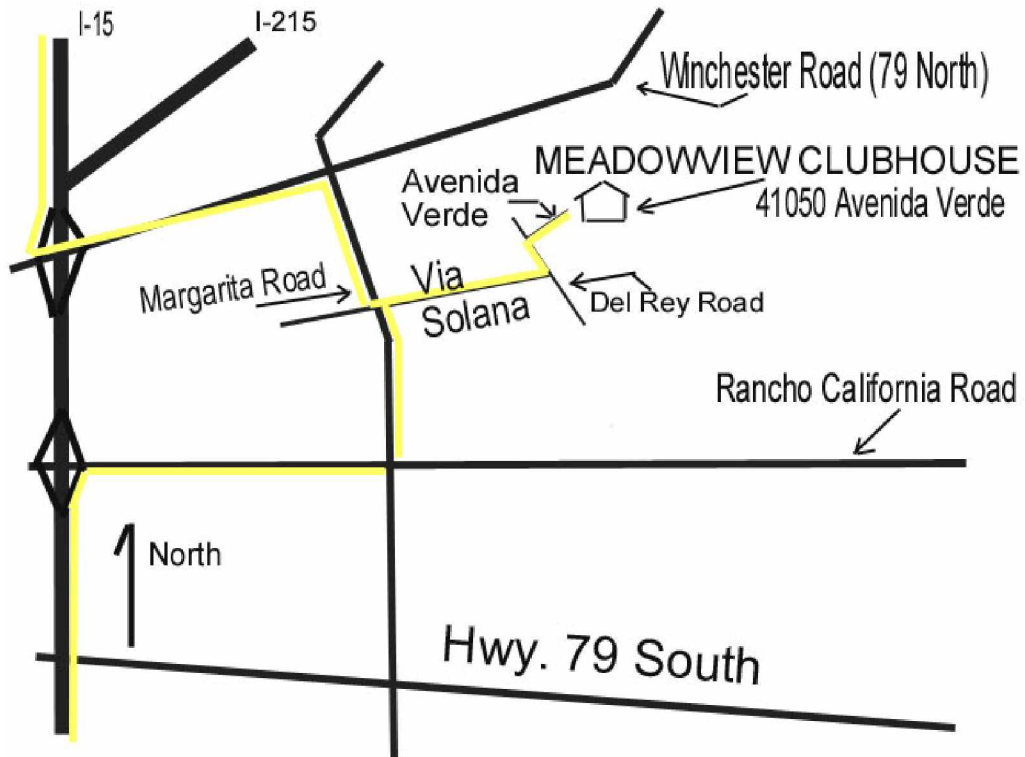
---

## **DIRECTIONS TO MEADOWVIEW CLUBHOUSE**



The Meadowview clubhouse is somewhat tricky to find as it is at the end of a cul-de-sac street in a residential neighborhood.

The simplest way to avoid getting lost is to take Margarita road, either south from Winchester road (Highway 79 North from Hemet) or north from Rancho California road. Both of these cross streets are exits from I-15. Go east from the freeway; Margarita road runs parallel to I-15, about 1 mile east of the freeway. There are well marked turn lanes and traffic lights to help you get on Margarita. Either way you get on Margarita, drive about 1 mile to Via Solana (Some of the street signs have it in English – that makes it “Solana Way”; go south from Winchester road, or north from Rancho California road).

When you get to Via Solana (it has a traffic light), turn to the east again and go all the way to the end (about 1 mile). This is at Del Rey Road, a stop sign. Turn left on Del Rey and go 1 long block to Avenida Verde, it will be on your right. The clubhouse is all the way to the end of Avenida Verde, #41050. There is a large parking lot at the clubhouse.



# The Wheels of Life



With this in mind, I bought myself a new scooter.

I wanted something that was easy on gas and could zip

me to the store and about town.

This seems to meet my EVERY need.

I love it!



Remember:

Senior Citizens Are Valuable:

We are more valuable than any of the younger generations:

We have silver in our hair.

We have gold in our teeth.

We have stones in our kidneys.

We have lead in our feet and.

We are loaded with natural gas