

The Common Thread

September 2009 Vol. 14 No. 9

The Newsletter of the Raincross Quilt Guild - Riverside, CA
President - Jeri Read



Block of the Month -

The BOM for September is shown to the right. The pattern can be found in the August newsletter. If you have any questions, contact Carol Holmes.



The Common Thread

NEXT MEETING:

September 15 at 6:30pm.
Doors open at 6pm.
Janet Goeske Center
5257 Sierra St, Riverside
Membership dues are \$25.00 per year
Non-Members \$3.00 twice before joining.

September Snacks

The September snacks are being provided by our September, January and May birthday members

October Snacks

The October snacks are being provided by our October, February and June.


Show & Share

- Deb I G - UFO
- Jeanie Stelrecht - B2Q Dale Earhart*, Paper Piece Table Runner Shela*, Watermelon*, Seasonal Splendor Table Runner*
- Joyce Norton - Card Trick*, Trip Around the World
- Liliana Davis
- Mary Mertz - Scrappy Trip Around the World*, Friends 4 patch*
- Rebecca Slaughter - Cathedral Windows
- Florence Patrick - Mystery*, Friends 4 Patch*
- Renee Tieszen - Star Gazing Quilt*(64), Hubby Appreciation Quilt*(38), Kitty Citrus Quilt*(17), Grandmothers Garden Quilt
- Angie Nudge - Quilet, Charity Quilt, Sunbonnet Sue*, Coverlet, Blanket of Belief
- Judith Bigley - Memory Shirt Quilts
- Sarah Hamburger - Card Trick Quilt
- Lori Miser - ufo* & Baby
- Debbie Warner - Wall Hanging
- Sandy Okano Hungry Cat*, Watermelon*, Wedding Quilt*
- Dawn Duffy Hearts a flutter*, Autumn Harvest
- Jeanette Stamis - Blue & White Quilt
- Katy Sanchez - Lynda's Log Cabin

Note: * indicates a UFO.

Membership:

We are so glad you could join us! In August we had 74 members and 13 visitors, wow! Ladies, please remember to take a minute and "X" your name on the sign-in sheet each month, and note your ZIP CODE on sheet 2!



September Birthdays -

Lucile Arntzen, Suzanne Borchers and
Lois Littlejohn-Clark.

Happy Birthday!

Door Prizes:

Got name? Got name tag? Well, put that tag on (don't you want other members to know who you are?), and put your name in the drawing! Chris makes a big effort to find great, useable door prizes. A big thanks to Fabric Patch for their ongoing generous donations! Congratulations to the July winners: Donna Z, Catherine Buckingham, Renee Tieszen, Jeri, Arlene Lake, Susan Ewing, Dawn Miller, Nancy Roth and the incredible Denise Brown.

2009 UFO Project

To receive proper credit for your completed UFO's please list your first and last names along with the correct **name** of your UFO project on the "I'm Sharing" list. Please indicate it is a UFO by writing UFO next to the quilt name.

The Common Thread

Happy Bags

It is that time of the year once again for us as a guild to bless others during the Holiday Season. I would like to encourage each member (if possible) to make at least one or more happy bag to give to the kids with cancer at Loma Linda Medical Center. I would like to have the bags turned in at the October guild meeting to avoid so much going on at our November meeting. Also, if you can please fill the bag with a coloring book, small reading books and a small stuffed animal it would be greatly appreciated. I have already purchased crayons them.

I will be handing out the pattern sheet for these at the Sept. meeting and I will have a sample made up to show. They are very easy and sew up quickly.

At our October meeting everyone that turns in a happy bag, your name will go into a drawing for a basket of goodies.

Thank you so much!
Bonnie Hale

Save your empty spools! Bring them to the meetings for the next couple of months and give to Jan Cox. We will be using them at our January Meeting!



<http://www.fumcor.com/>

Join in the Fun -

Sew Night is the 1st Wednesday of the month at the United First Methodist Church, located at 4845 Brockton Ave, 6-9pm. Everyone is invited. Bring a project and some goodies if you so desire. We sew a little, visit, and laugh a lot! Hope to see you there.

To support Bambi Bigley in The World Race go to <http://bambibigley.theworldrace.org> and click on SUPPORT ME. You can also contact Bambi at 909-800-8559 or bambibigley@gmail.com if you have any questions



Community Service

If you would like to make quilts for the Neonatal Intensive Care Unit at the Riverside County Medical Center Hospital, they are asking for quilts a minimum size of 30x30 inches. **There is always an urgent need for these blankets.**

The Quilting Connection group meets every Tuesday night at 6:30pm. Location: Grove Community Church, 19900 Grove Community Drive, Riverside, CA 92508 in room C2. They make quilts for various charities.

The Friendship Quilters meet the 2nd and 4th Wednesday of the month at the Janet Goeske Senior Center. They sew quilts for various charities. Call Jan or Florence for details.

Blankets of Belief are quilts for soldiers. Check out www.soldiersangels.org for information and guidelines.

Loose Ends meets at the Goeske center the 2nd and 4th Tuesday of the month from 2:30 to 5:00 pm.

Tips & Tricks


This tip comes from Chris: Thanks Chris

This tip is “sew” easy to do but you have to remember to use it ahead of time. If you are piecing a difficult intersection, like the center of a star block, simply increase the stitch length on your machine and baste. Use a stitch length that is long enough to pull out without using a seam ripper. If the seams are not aligned, pull out the bobbin thread first, the top thread should fall away, and baste until you are pleased with the result. Remember to decrease the stitch length back to normal for the final pass.

Another way to use basting stitches is for setting blocks. Suppose you are assembling rows of blocks in a straight set. Baste only the intersections where the rows meet, making sure the seams match, only 1- 2 inches or so at each intersection. After checking from the front side for good matches, sew the entire row with a normal stitch length. I find that I usually don’t have to pin the long seam if I’ve basted ahead of time. If the intersections match when basted, then the entire quilt top looks better.

The other area that I use basting stitches is for the joining of binding strips. When I sew that 45 degree seam to join the two binding strips, a basting stitch always goes in first to be sure everything is right before I finish. Basting has saved me the hassle and time of using a seam ripper to un-sew my stitches. This probably isn’t a new tip for most of you but it has helped me greatly.

In stitches,
Chris Kerns



The Common Thread

OCTOBER 2009 BOM BUTTERFLIES

6 $\frac{1}{2}$ " UNFINISHED 6" FINISHED

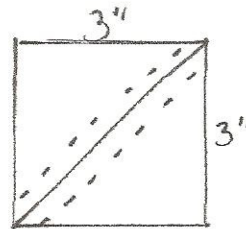

I chose butterflies because hoards of Monarch butterflies flock to the pine trees in Pacific Grove, California every October. I grew up in P.G. so had to wear some sort of costume every year in the Butterfly Parade. Usually something that resembled a Butterfly ☺. So here goes.

This block can go 2 color ways. The original, using Civil War fabrics and tea dying the muslin, or a white background with bright, colorful and fun fabrics.

Print fabric 3-2 $\frac{1}{2}$ " squares
And 1-3" square
Muslin 4-2 $\frac{1}{2}$ " square
And 1-3" square

Draw a diagonal line on the wrong side of the muslin 3" sq. and lay it right sides together with the 3" print. Sew $\frac{1}{4}$ " on both sides of the line. Cut on line, press to dark, square up to 2 $\frac{1}{2}$ " square.

Lay out all the pieces just like the picture, sew together as you would a 9-patch. Using 2 strands of black embroidery floss, stitch the antennae. Start with a French knot, stitch to corner and back out to another French knot. Make them about $\frac{3}{4}$ " to 1" long.



EASY TEA-DYE METHOD

Put 4 cups water in saucepan, add, 2TBS instant tea & 2 TBS instant coffee. Heat just til dissolved. Pour into spray bottle. Spray fabric and let dry in the sun. Experiment on scraps of your fabric. (not all fabrics do the same thing.)

Questions? Call Carol Holmes 951.657.6531

Pattern from:

Butterfly Weed by Cheri. Pattern purchased at Quilters Coop in Temecula on the Run!

The Common Thread

Upcoming Events

June 14 Thru Oct 25th ***Fabric of Survival:*** The Art of Esther Krinitz at the Oceanside Museum of Art, Oceanside, CA
A gifted seamstress, Esther decided, at age 50, to tell her story of living through the Holocaust in Poland in cloth, stitching thirty-six beautiful and poignant appliqué and embroidered panels which comprise the exhibition. See more at: <http://www.oma-online.org/exhibits.html>

Cost: \$5.00 for seniors; \$8.00 for others.

Sept 15 ***Raincross Quilt Guild***—Meeting, Janet Goeske Senior Center—6:30 to 9 pm. Doors open at 6:00 pm. Visitors \$3.00.

Website: <http://www.geocities.com/raincrossqg>

Sept 17 Thru Oct 2 The Traveling Quilters Our Temecula Quilt-Away Retreats are always fun and productive weekends. It's a great opportunity to finish projects or start something new. We usually have anywhere from 30 to 45 people at the retreat so it's always fun to see what people are working on. Each person has half an 8-ft table for sewing space in our large, well-lit classroom. Once again we'll be staying at the Vina de Lestonnac Retreat Center in the Temecula wine region.

Email Contact: sue@travelingquilters.com

Sept 26-27 **Quilts -- Our Global Language Quilt Show** This show is open to all quilters in the region. This is a juried and judged show. Best of Show is a \$300 prize. Come join us in our new venue, Cal State Fullerton Titan Center. Easy access and no fee parking. Great quilts, vendors, and lots of fun!

Email Contact: plcorange@sbcglobal.net

Website: www.orangecountyquiltersguild.com

Oct 3 **Old Town Temecula Outdoor Quilt Show** Admission is FREE to our lovely annual outdoor show. Over 150 quilts on will be on display on eaves and porches of Old Town businesses along Front Street from Moreno to Santiago Road. Valley of the Mist Quilters' Guild members will be on hand to answer questions and give information about featured quilts and quilt-making. In addition to guild member quilts, past Guild President and Guild Challenge quilts will be displayed. In front of the Temecula Community Theater, there will be a silent auction for small quilted items and at noon, a live auction for larger quilts. A portion of the auction proceeds will go directly to a local charity. More info to come soon!

Email Contact: vomqg@yahoo.com

Website: <http://www.valleyofthemistquilters.com/pages/quilt>

El Camino Quilters presents "JOURNEYS" their Fall October 16, 10 – 5, October 17 10 – 4, 2009 . Located in the Clarke Field House at Cal State San Marcos . (Same place as 2007) Free parking, husbands free. More than 200 quilts, fabulous Boutique, Opportunity Baskets, Live Auction on Saturday, Make and Take It, Special Exhibit – Quilts of our Journeys. Contact – Heather at kiwikwilta@cox.net, or Dee at deequilts@cox.net Ride the Sprinter from Oceanside !

Email Contact: kiwikwilta@cox.net or deequilts@cox.net

Website: www.elcaminoquilters.com