

# The Common Thread


May 2009 Vol. 14 No. 5

The Newsletter of the Raincross Quilt Guild - Riverside, CA  
President - Jeri Read



## *Block of the Month -*

The block of the month for May is shown to the right. The pattern can be found in the March newsletter. If you have any questions, contact Carol Holmes.



# The Common Thread

## Membership:

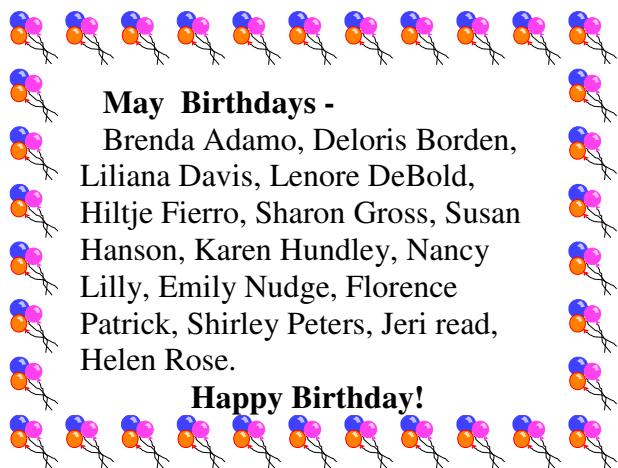

We are so glad you could join us! In April we had ? members and ? guests. Ladies, please remember to take a minute and "X" your name on the sign-in sheet each month, and note your ZIP CODE on sheet 2!

## Door Prizes:

Got name? Got name tag? Well, put that tag on (don't you want other members to know who you are?), and put your name in the drawing! Chris makes a big effort to find great, useable door prizes. A big thanks to Fabric Patch for their ongoing generous donations! Congratulations to the April winners.



The bus trip to the Long Beach Quilt Show on Friday, July 24th is a go! The bus will leave at 8:30 a.m., so try to be there by 8:15. We will return at 6:30 p.m. We hope to depart from the back of the Sears parking lot.



### May Birthdays -

Brenda Adamo, Deloris Borden, Lilliana Davis, Lenore DeBold, Hiltje Fierro, Sharon Gross, Susan Hanson, Karen Hundley, Nancy Lilly, Emily Nudge, Florence Patrick, Shirley Peters, Jeri read, Helen Rose.

**Happy Birthday!**



## 2009 UFO Project

To receive proper credit for your completed UFO's please list your first and last names along with the correct name or your UFO project on the "I'm Sharing" list.

## Show & Share

- Susan Crowley
  - Jan Cox - 5 charity quilts, Raincross Round Robin quilt \*
  - Barbara Moynihan - spring wall hangin
  - Jean VanAken - Christmas wall hanging \*
  - Jeanette Stamis - Stack N Wack
  - Susan Ewing - Stack N Wack
  - Debbie Warner - 2 baby quilts
  - Angie Nudge - Furrow Quilt \*, Pajama Pouch
  - Rose Ornelas - Scrappy Trip Around the World
  - Debi Gneckwo - Mystery Quilt \*
  - Christie Fowler - My Cats \*, 2 Grandmas quilts, 1 premie
  - Linda Piraino - 2 quilts
  - Katie Sanchez - Autumn lap quilt
  - Lilliana Davis
  - Carol Holmes - Cathedral Window
  - Jeanie Stellrecht - August Flower of the Month \*, June Flower of the Month \*, Mystery Quilt
  - Judith Bigley - Cat Panel \*
  - Mary Mertz - UFO \*
  - Chris Kerns - Landscape 9 Patch \*
  - Lose Ends Group - Community baby quilts
  - Judy Bello - UFO 20\* & 7\*
  - Jan Finfrok - Baby Bright \*
  - Lindy Bliss - 2 quilts
  - Nancy Roth - 3 quilts
- \* Quilts indicated as UFO's

# The Common Thread

## NEXT MEETING:

May 19 at 6:30pm.  
Doors open at 6pm.  
Janet Goeske Center  
5257 Sierra St, Riverside  
Membership dues are \$25.00 per year  
Non-Members \$3.00 per meeting.

### May Snacks

The May snacks are being provided by our May, September and January birthday members.

### June Potluck

Remember June is our potluck month, everyone should bring a dish in June.



## Join in the Fun -

Sew Night is the 1st Wednesday of the month at the United First Methodist Church, located at 4845 Brockton Ave, 6-9pm. Everyone is invited. Bring a project and some goodies if you so desire. We sew a little, visit, and laugh a lot! Hope to see you there.



<http://www.fumcor.com/>

## Community Service

If you would like to make quilts for the Neonatal Intensive Care Unit at the Riverside County Medical Center Hospital, they are asking for quilts a minimum size of 30x30 inches. *There is always an urgent need for these blankets.*

The Quilting Connection group meets every Thursday night at 6:30pm. Location: Grove Community Church, 19900 Grove Community Drive, Riverside, CA 92508 in room C2. They make quilts for various charities.


The Friendship Quilters meet the 2nd and 4th Wednesday of the month at the Janet Goeske Senior Center. They sew quilts for various charities. Call Jan or Florence for details.

Blankets of Belief are quilts for soldiers. Check out [www.soldiersangels.org](http://www.soldiersangels.org) for information and guidelines.

Loose Ends meets at the Goeske center the 2nd and 4th Tuesday of the month from 2:30 to 5:00 pm.

## Soldiers Angels Quilts

There are plans for a sew day in June or July to make quilts for Soldiers Angels, to be sent to soldiers for Christmas. Kits and blocks will be put together to make the quilts. If you have any patriotic fabric you would like to contribute please bring it to guild. Drawings will be held for those who bring in fabric or patriotic blocks, 6 1/2 or 12 1/2 inches in size, to be used in these quilts.



# Tips & Tricks

Hello Ladies:

With all of the UFO's being completed, thought some of you might want to try out this trick. I did and it worked pretty good.

When you have all of your binding ready to sew onto your quilt, roll it up on an empty toilet paper roll. Then put a cord through it and tie around your neck. As you sew onto quilt pull off just what you need and you won't have it all over the floor.

Did any of you try the lemon peel idea with your cats? I would really like to know if it works.

Happy Sewing  
Karen Hundley  
[kbarrett-hundley@sbcglobal.net](mailto:kbarrett-hundley@sbcglobal.net)

I did try it. I found my kitten playing with the lemon peel on the floor. But that could just be because my kitten is quite the hand full. I call her my Angel Baby Devil Love Kitten, and the Devil part fits her best.

I am curious though, did anyone else try this? Chances are it would work with any other cat.

Karen Dunivent



**JUNE 2009 BOM  
LITTLE SAIL BOAT  
6  $\frac{1}{2}$ " UNFINISHED**

**Cut:**

Blue Sky fabric...2-4" squares & 4-2" squares

Left sail fabric...1-4" square


Right sail fabric...1-4" square

Boat fabric.....2-6  $\frac{1}{2}$ "x 2" rectangle

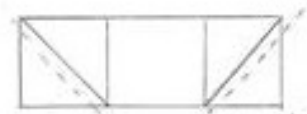
Water fabric.....2-6  $\frac{1}{2}$ "x2" rectangle

Draw diagonal line on wrong side of the 4" sky squares

Put right sides together with the two sail fabrics and sew  $\frac{1}{4}$ " on both sides of the line. Cut on the line and press one towards the sky and one towards the sail. Square-up to 3  $\frac{1}{2}$ " sew together for the sail.



Draw diagonal line on the back of the 2-2" squares and lay them right sides together on the 6  $\frac{1}{2}$ "x2" boat rectangle, sew on the line (actually, right next to the line. The needle should almost, but not touch the line) Cut off the corner and press towards the boat.



Sew the 6  $\frac{1}{2}$ "x2" water rectangle to the bottom of the boat.

cut off corners



Pattern from [quilters.com](http://quilters.com)

Questions? Call Carol Holmes at 951.657.6531

PS: This makes 2 blocks.

# *The Common Thread*

## **Mystery Quilt**

for Raincross Quilt Guild 2009

If you think you would like to participate in the Mystery Quilt project with the guild members, here are the basics to help you decide if this is the activity for you.

You will have plenty of time to shop, and the first set of instructions was passed out at the January meeting.

You will be given plenty of time to do the various steps. Don't worry about being rushed. I don't know the final date yet.

The quilt we will be working on will be approximately 40" x 56".

This quilt is ideal for scraps. It's a great time to use up your stash. It is also good for color groupings. What I mean by that is, if you have a lot of blue, you could make an all blue scrappy quilt, or a four (4) color quilt.

I have never made this quilt, so I am working from instructions in a book. I am also using their fabric requirements, so I cannot verify their accuracy.

We will be using black and white as the lightest and darkest fabrics, so the rest of your fabrics will fall into the very wide range of medium fabrics.

Fabric Requirements:

¼ yard black (or black on black) fabric

¾ yard white (or white on white) fabric

2 yards assorted scrap fabrics (the greater variety the better)

1 yard stripe fabric for border & binding

Backing & batting: Wait till it's done & then pick out what you want. They say 3 yards of backing fabric, but I bet you can figure out a way to make it for less.

## **Small Groups**

### **Batik Group**

The batik small group exchanges 6" squares of true batiks.

- 1) Each person will bring at least 6 -6" squares to swap.
- 2) The more squares you bring the more you will get batik.
- 3) Participation is on a as you desire basis.

The fabric swap schedule is

Feb 09 - Pinks, reds, or pink and reds

Mar 09 - Green with or without yellow or white

Apr 09 - Yellow or yellow & orange &/or white

May 09 - Purples &/or lavenders

Jun 09 -Any combination of light to medium pastels

July 09 - any mixture of three or more colors

Aug 09 - Browns & tans suitable for tree trunks & mtns.

Sep 09 Very bright combinations of 3 or more colors

Oct 09 - Blacks, charcoals, grays &/or whites too

Nov 09 - Fall colors with metallic accents

Dec 09 Christmas themed with or without metallic

Call Katy Sanchez with questions or color ideas.

(951)543-6251.

### **Crazy Quilt Group**

For information call Carol Holmes.

### **Friendship Group**

The following names are on my list or were doing the Friendship Block when we stopped. Let me know if your name is here, and you have changed your mind, or if you would like to be added or have questions. I am available at (951) 543-6251 or [sewfantasy@charter.net](mailto:sewfantasy@charter.net)

Thank You,  
Katy Sanchez

Brenda Adamo

Rose Ornelas

Linda Evans

Karen Hubbard

Sylvia Ramos

Karen Hundley

Joan White

Katy Sanchez

# *The Common Thread*

## QUILTER'S FINANCIAL TERMINOLOGY

**Import** - Adding to your stash

**Export** - Using from your stash

**Big 3** - Rotary cutter, mat, and ruler

**Bailout** - Finding and finishing a UFO

**Indicators** - Straight pins with left, right, top, and bottom flags

**Course Correction** - Seam ripper

**Rescue Plan** - The creation of an original block so that a course correction is unnecessary

**Merger** - Sewing opposing seams that meet, sometimes called nested seams

**Hostile Merger** - Center points of star blocks or Kaleidoscope blocks

**Analyst** - Someone new to quilting that thinks she knows more than you do

**COO** - Chief Online Operator; quilter who surfs the Web for patterns and kits

**CEO** - Chief Electronics Operator; quilter who sews on an electronic sewing machine

**CFO** - Chief Featherweight Operator; quilter who sews on a classic Singer Featherweight

**Budget** - What your husband thinks you spend on fabric

**FDIC** - Fabric Dollars In Cash

**Spending** - Using FDIC funds at quilt shops

**Overspending** - Use of credit card at quilt shops because of limited FDIC funds

**Bull Market** - Level of excitement and interest created with a new project

**Bear Market** - Level of interest in a project that becomes a UFO

**Stimulus** - Whatever motivates a quilter to move from bear to bull market

**Stimulant** - Whatever keeps a quilter awake and sewing, i.e. coffee, tea, and/or chocolate

**Deficit** - Not enough fabric for blocks or borders

**Collapse** - Emotional state of quilter immediately following deficit

**Acquisition** - Best remedy for a collapse; used in conjunction with spending

**Statistics** - ZIP code sheet at the Goske Center

**Biannual Company Picnic** - RCQG's potlucks in June and December

**Executive Bonus** - Winning a door prize at a guild meeting

**AIG** - Always in Guild (Raincross, of course!)

by Chris Kerns