

# The Common Thread

April 2009 Vol. 14 No. 4

The Newsletter of the Raincross Quilt Guild - Riverside, CA  
President - Jeri Read



## *Block of the Month -*

The March BOM winners were Fern, Dana, Sarah and Emily. The winner of the 2008 BOM challenge \$50.00 prize was Jeanette Gordon. The block of the month for April is shown to the right. The pattern can be found in the March newsletter. If you have any questions, contact Carol Holmes.



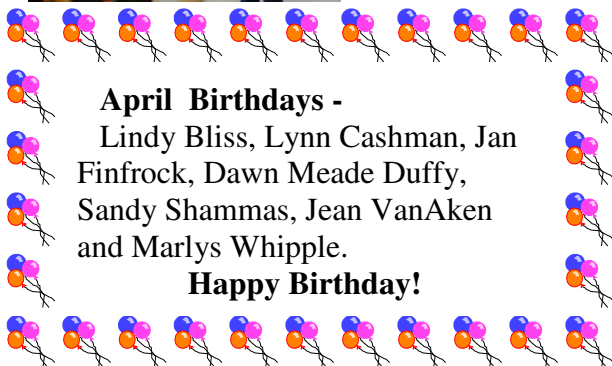
# The Common Thread

## Membership:

We are so glad you could join us! In March we had 74 members and 7 guests. Ladies, please remember to take a minute and "X" your name on the sign-in sheet each month, and note your ZIP CODE on sheet 2!

## Door Prizes:

Got name? Got name tag? Well, put that tag on (don't you want other members to know who you are?), and put your name in the drawing! Chris makes a big effort to find great, useable door prizes. A big thanks to Fabric Patch for their ongoing generous donations! Congratulations to the March winners - Sandy Okano, Lilliana, Marlys W, Rebecca Carmova, Nancy Roth, Arlene lake, Lucile A, Kathy Raimondi, Jan Mills, Barbara Moynihan, Jan Finrock and Susan Crowley.



### April Birthdays -

Lindy Bliss, Lynn Cashman, Jan Finrock, Dawn Meade Duffy, Sandy Shammass, Jean VanAken and Marlys Whipple.

**Happy Birthday!**



The bus trip to the Long Beach Quilt Show on Friday, July 24th is a go! The bus will leave at 8:30 a.m. and return at 6:30 p.m. We hope to depart from the back of the Sears parking lot. For those who would like to come please pay Barbara Moynihan at the April guild meeting. The Cost is \$40, and it includes the bus trip, your entry to the Quilt show for the day and games and prizes during the bus ride. A day full of fun and fellowship!

## Show & Share

- Debi Gneckow - DG's Quilt \*
  - Susan Terberg - UFO = 7
  - Joan White - Welcome wall hanging \*
  - Chris Kerns - I Spy \*
  - Florence Patrick - UFO + 1
  - Christie Fowler - Premie quilt
  - Jeanie Stellrecht - Christmas Stack & Wack\*, Hidden Star BOM\*, Simple Pleasures
  - Lilliana - 3 quilts, jacket shirt, 1 ag
  - Renee Tieszen - two quilts \*\*
  - Judith - Country Lane\* bag, raggy robe, jacket
  - Donna trees - UFO
  - Susan Miller - Salomon \*
  - Paula Wilcoxon - Nativity quilts\*
  - Sue Williams - Mystery quilt\*
  - Dana Thompson - baby quilt\*, throw quilt\*
  - Debbie Warner, Dana Thompson - wall hangings
  - Leslie Webster - Dorothy's quilts
  - Angie Nudge - Community service \*
  - Katie Sanchez - Hubby's top, Sun Bonnet Sue's\*
  - Judy Bello - Scrappy Trips
  - Connie Dykes - Table runner
  - Lorie Miser - 3 UFO's
  - Nancy Roth - Community service
  - Mary Mertz - Rose quilt
  - Marlys Whipple
- \* Quilts indicated as UFO's

# The Common Thread

## NEXT MEETING:

April 21 at 6:30pm.  
Doors open at 6pm.  
Janet Goeske Center  
5257 Sierra St, Riverside  
Membership dues are \$25.00 per year  
Non-Members \$3.00 per meeting.

### April Snacks

The April snacks are being provided by our April, August and December birthday members



## Join in the Fun -

Sew Night is the 1st Wednesday of the month at the United First Methodist Church, located at 4845 Brockton Ave, 6-9pm. Everyone is invited. Bring a project and some goodies if you so desire. We sew a little, visit, and laugh a lot! Hope to see you there.



<http://www.fumcor.com/>

## Community Service

If you would like to make quilts for the Neonatal Intensive Care Unit at the Riverside County Medical Center Hospital, they are asking for quilts a minimum size of 30x30 inches. *There is always an urgent need for these blankets.*

The Quilting Connection group meets every Thursday night at 6:30pm. Location: Grove Community Church, 19900 Grove Community Drive, Riverside, CA 92508 in room C2. They make quilts for various charities.

The Friendship Quilters meet the 2nd and 4th Wednesday of the month at the Janet Goeske Senior Center. They sew quilts for various charities. Call Jan or Florence for details.

Blankets of Belief are quilts for soldiers. Check out [www.soldiersangels.org](http://www.soldiersangels.org) for information and guidelines.

Loose Ends meets at the Goeske center the 2nd and 4th Tuesday of the month from 2:30 to 5:00 pm.

## Soldiers Angels Quilts

There are plans for a sew day in June or July to make quilts for Soldiers Angels, to be sent to soldiers for Christmas. Kits and blocks will be put together to make the quilts. If you have any patriotic fabric you would like to contribute please bring it to guild. Drawings will be held for those who bring in fabric or patriotic blocks, 6 1/2 or 12 1/2 inches in size, to be used in these quilts.

## 2009 UFO Project

To receive proper credit for your completed UFO's please list your first and last names along with the correct name or your UFO project on the "I'm Sharing" list.

# Tips & Tricks

I found this article in regards to keeping the cat away from the computer and keyboards. Thought it should work for the sewing area also. At least maybe it's worth a try.

Cats are supposedly not fond of Lemon. Next time you use a lemon or have one handy try this. Take the lemon peels and put them in a dish. Set the dish next to your sewing machine or your sewing table. The scent should keep the cats away but the room smelling great. Let me know if this works. I don't have a cat

Happy Sewing  
Karen Hundley  
[kbarrett-hundley@sbcglobal.net](mailto:kbarrett-hundley@sbcglobal.net)



# The Common Thread

## MAY 2009 BOM BASKET SQUARE 10 1/2" Unfinished 10" finished

From the green print (provided) cut 4—2 1/2" squares

Background is a tone on tone beige print 4—3" squares  
4—2 1/2" squares  
2—4" squares

From the flower print, cut 4—3" squares  
2—4" squares


Cut the 4" strip first, then cut the 3" squares from the remaining strip.

.Draw a diagonal line on the back of the 3" and 4" background squares.

Lay the background squares on the flower squares, right sides together and sew 1/4" on both sides of the line. Cut apart on the line and press. Square up to 2 1/2" for the 3" squares.

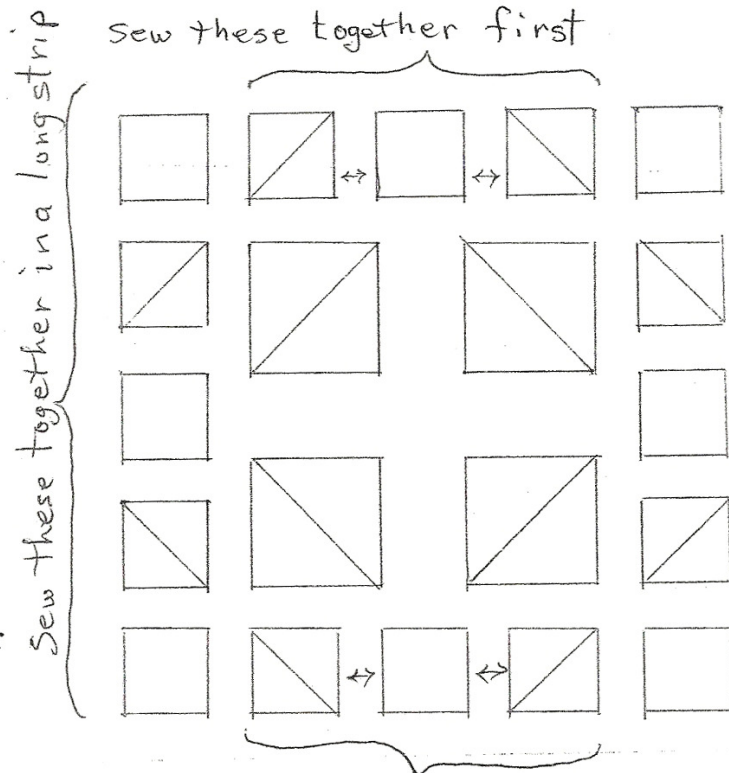
Square up to 3 1/2" for the 4" squares.

Lay out all the squares according to the diagram, and follow the directions.



Pattern from: Block-A-Day Calendar  
Designed by Debbie Kratovil

Questions? Call Carol Holmes



Sew these together second

Then sew the 4 middle sqs together

# *The Common Thread*

## **Mystery Quilt**

for Raincross Quilt Guild 2009

If you think you would like to participate in the Mystery Quilt project with the guild members, here are the basics to help you decide if this is the activity for you.

You will have plenty of time to shop, and the first set of instructions was passed out at the January meeting.

You will be given plenty of time to do the various steps. Don't worry about being rushed. I don't know the final date yet.

The quilt we will be working on will be approximately 40" x 56".

This quilt is ideal for scraps. It's a great time to use up your stash. It is also good for color groupings. What I mean by that is, if you have a lot of blue, you could make an all blue scrappy quilt, or a four (4) color quilt.

I have never made this quilt, so I am working from instructions in a book. I am also using their fabric requirements, so I cannot verify their accuracy.

We will be using black and white as the lightest and darkest fabrics, so the rest of your fabrics will fall into the very wide range of medium fabrics.

Fabric Requirements:

¼ yard black (or black on black) fabric

¾ yard white (or white on white) fabric

2 yards assorted scrap fabrics (the greater variety the better)

1 yard stripe fabric for border & binding

Backing & batting: Wait till it's done & then pick out what you want. They say 3 yards of backing fabric, but I bet you can figure out a way to make it for less.

## **Small Groups**

### **Batik Group**

The batik small group exchanges 6" squares of true batiks.

- 1) Each person will bring at least 6 -6" squares to swap.
- 2) The more squares you bring the more you will get batik.
- 3) Participation is on a as you desire basis.

The fabric swap schedule is

Feb 09 - Pinks, reds, or pink and reds

Mar 09 - Green with or without yellow or white

Apr 09 - Yellow or yellow & orange &/or white

May 09 - Purples &/or lavenders

Jun 09 -Any combination of light to medium pastels

July 09 - any mixture of three or more colors

Aug 09 - Browns & tans suitable for tree trunks & mtns.

Sep 09 Very bright combinations of 3 or more colors

Oct 09 - Blacks, charcoals, grays &/or whites too

Nov 09 - Fall colors with metallic accents

Dec 09 Christmas themed with or without metallic

Call Katy Sanchez with questions or color ideas.

(951)543-6251.

### **Crazy Quilt Group**

For information call Carol Holmes.

### **Friendship Group**

The following names are on my list or were doing the Friendship Block when we stopped. Let me know if your name is here, and you have changed your mind, or if you would like to be added or have questions. I am available at (951) 543-6251 or [sewfantasy@charter.net](mailto:sewfantasy@charter.net)

Thank You,  
Katy Sanchez

Brenda Adamo

Rose Ornelas

Linda Evans

Karen Hubbard

Sylvia Ramos

Karen Hundley

Joan White

Katy Sanchez