

# *The Common Thread*

March 2009 Vol. 14 No. 3

The Newsletter of the Raincross Quilt Guild - Riverside, CA  
President - Jeri Read



## *Block of the Month -*

The block of the month for March is shown to the right. The pattern can be found in the February newsletter. If you have any questions, contact Carol Holmes.



# The Common Thread

## Membership:

We are so glad you could join us! The envelope with the sign in list is MIA. I hope to find it by next newsletter and will give the update then. Ladies, please remember to take a minute and "X" your name on the sign-in sheet each month, and note your ZIP CODE on sheet 2!

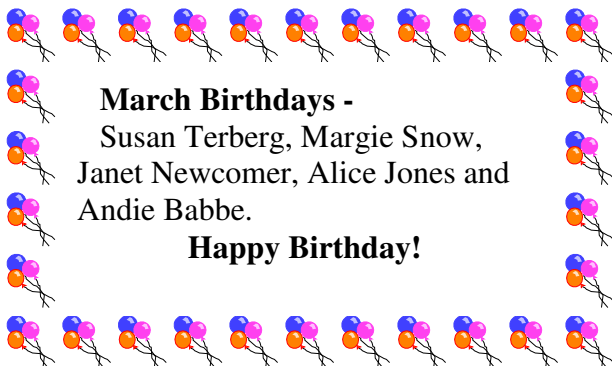
## Door Prizes:

Got name? Got name tag? Well, put that tag on (don't you want other members to know who you are?), and put your name in the drawing! Chris makes a big effort to find great, useable door prizes. A big thanks to Fabric Patch for their ongoing generous donations! Congratulations to all the February winners.



## Show & Share

- Susan Crowley - bottle quilt, 3 valentine pillows
- Jan, Florence, Krysten, Claire - charity quilts, black & white challenge
- Liliana
- Lenore DeBola - neo natal quilt, shaded couch quilt
- Barbara Moynihan - baby quilt
- Helen & Sarah - cutting mat totes
- Ruth Solis
- Fern Fujimoto - sampler quilt
- Judy Bello - trip around the world
- Joyce Norton - child quilt BOM
- Donna Zubiante - underground railroad
- Rebecca Slaughter - 1930's reproduction signature quilt
- Nancy Harper - 2 twin
- Chris Kerns - lighthouse quilt
- Judith Bigley - egg money
- Deanna Baldwin - cow quilt, premie quilt
- Connie Dykes - post cards
- Jeanie Stellrecht - B2Q, rail fence
- Jan Finrock - yellow brick
- Susan Miller - fish bowl
- Renee Tieszen - moms heart & soul quilt,



### March Birthdays -

Susan Terberg, Margie Snow,  
Janet Newcomer, Alice Jones and  
Andie Babbe.

**Happy Birthday!**

# The Common Thread

## NEXT MEETING:

March 17 at 6:30pm.  
Doors open at 6pm.  
Janet Goeske Center  
5257 Sierra St, Riverside  
Membership dues are \$25.00 per year  
Non-Members \$3.00 per meeting.

### March Snacks

The March snacks are being provided by our March, July and November birthday members



## Join in the Fun -

Sew Night is the 1st Wednesday of the month at the United First Methodist Church, located at 4845 Brockton Ave, 6-9pm. Everyone is invited. Bring a project and some goodies if you so desire. We sew a little, visit, and laugh a lot! Hope to see you there.



<http://www.fumcor.com/>

## Community Service

If you would like to make quilts for the Neonatal Intensive Care Unit at the Riverside County Medical Center Hospital, they are asking for quilts a minimum size of 30x30 inches. *There is always an urgent need for these blankets.*

The Quilting Connection group meets every Thursday night at 6:30pm. Location: Grove Community Church, 19900 Grove Community Drive, Riverside, CA 92508 in room C2. They make quilts for various charities.

The Friendship Quilters meet the 2nd and 4th Wednesday of the month at the Janet Goeske Senior Center. They sew quilts for various charities. Call Jan or Florence for details.

Blankets of Belief are quilts for soldiers. Check out [www.soldiersangels.org](http://www.soldiersangels.org) for information and guidelines.

Loose Ends meets at the Goeske center the 2nd and 4th Tuesday of the month from 2:30 to 5:00 pm.

## Soldiers Angels Quilts

There are plans for a sew day in June or July to make quilts for Soldiers Angels, to be sent to soldiers for Christmas. Kits and blocks will be put together to make the quilts. If you have any patriotic fabric you would like to contribute please bring it to guild. Drawings will be held for those who bring in fabric or patriotic blocks, 6 1/2 or 12 1/2 inches in size, to be used in these quilts.

## LOTUS LULLABY WORKSHOP!

You can learn to make the blocks for this beauty (front page-bottom right of pictures) Sat. March 28, 9-4pm at the Goeske Center. Shelly Swanland will teach this easy curve piecing workshop. Cost is \$20 plus \$8 for pattern. Only 7 spaces left! Sign up sheet at meeting. Cash/Check (made out to Raincross Quilt Guild) to Angie to reserve your space.

# Tips & Tricks

Hello Everyone,

Seeing as Spring is just around the corner, maybe we can help the birds in making a nest. Take your cut threads and small pieces of material and put them in a box (maybe a pretty, empty Kleenex box). After you have gathered a handful or so put in the lint from your dryer and place in a mesh bag of some kind. Hang from the limb of a tree. Then watch the birds use small pieces of this material to build their nests.

Happy Sewing

Karen Hundley

[kbarrett-hundley@sbcglobal.net](mailto:kbarrett-hundley@sbcglobal.net)



**APRIL 2009 BOM**  
**CHERRY BRICKS**

8 1/2" unfinished

Cut 1- 5" x 9" rectangle from a light or off white fabric. This can have a tiny or an (almost not there) print. This will be the background for the cherries.

Cut 1- 2 1/2" x 10 1/2" cream color

Cut 1- 2 1/2" x 10 1/2" golden tan color

You need various scraps of red, green and brown.

1- 5" x 7" piece of "WonderUnder" (provided)

Sew the 10 1/2" strips together lengthwise, press toward the dark fabric. Cut in 2 1/2" sections and sew together in checkerboard fashion.

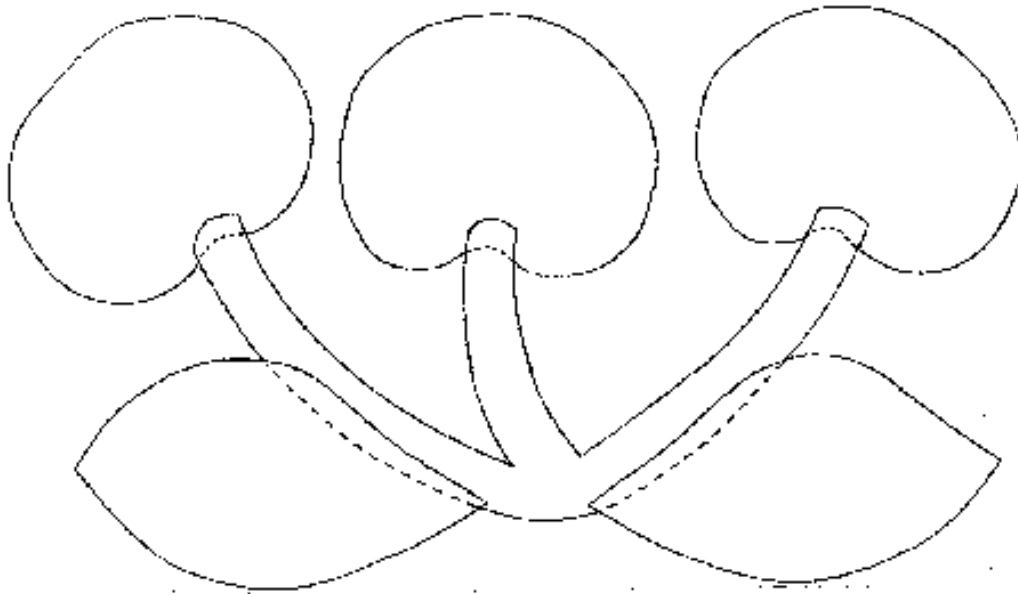
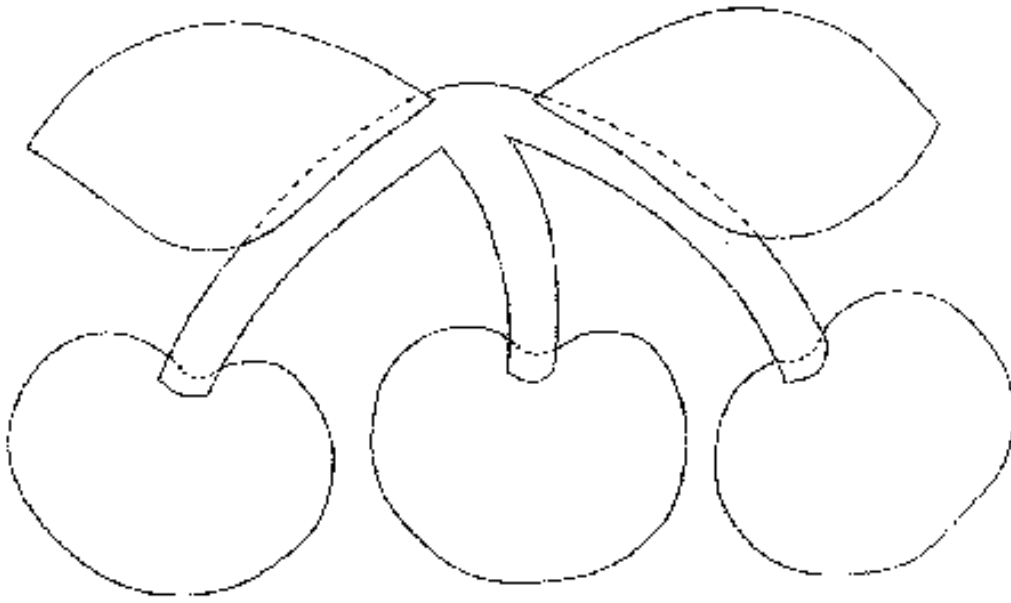
Trace pattern onto PAPER side of wonderunder. Using scraps of red, green and brown-- iron cherries, stems and leaves to WRONG SIDE OF FABRIC. Cut out shapes— remove paper from back and iron onto 5" x 9" background rectangle.

Sew blanket stitch around all shapes by hand or by machine. Square-up rectangles to 4 1/2" x 8 1/2" .Sew the 2 finished rectangles together. TADA



Pattern from: Katie's Garden for Cabbage Rose.  
Questions? Call Carol Holmes 951.657.6531

*The Common Thread*



# *The Common Thread*

## **Mystery Quilt**

for Raincross Quilt Guild 2009

If you think you would like to participate in the Mystery Quilt project with the guild members, here are the basics to help you decide if this is the activity for you.

You will have plenty of time to shop, and the first set of instructions was passed out at the January meeting.

You will be given plenty of time to do the various steps. Don't worry about being rushed. I don't know the final date yet.

The quilt we will be working on will be approximately 40" x 56".

This quilt is ideal for scraps. It's a great time to use up your stash. It is also good for color groupings. What I mean by that is, if you have a lot of blue, you could make an all blue scrappy quilt, or a four (4) color quilt.

I have never made this quilt, so I am working from instructions in a book. I am also using their fabric requirements, so I cannot verify their accuracy.

We will be using black and white as the lightest and darkest fabrics, so the rest of your fabrics will fall into the very wide range of medium fabrics.

Fabric Requirements:

¼ yard black (or black on black) fabric

¾ yard white (or white on white) fabric

2 yards assorted scrap fabrics (the greater variety the better)

1 yard stripe fabric for border & binding

Backing & batting: Wait till it's done & then pick out what you want. They say 3 yards of backing fabric, but I bet you can figure out a way to make it for less.

## **Small Groups**

### **Batik Group**

The batik small group exchanges 6" squares of true batiks.

- 1) Each person will bring at least 6 -6" squares to swap.
- 2) The more squares you bring the more you will get batik.
- 3) Participation is on a as you desire basis.

The fabric swap schedule is

Feb 09 - Pinks, reds, or pink and reds

Mar 09 - Green with or without yellow or white

Apr 09 - Yellow or yellow & orange &/or white

May 09 - Purples &/or lavenders

Jun 09 -Any combination of light to medium pastels

July 09 - any mixture of three or more colors

Aug 09 - Browns & tans suitable for tree trunks & mtns.

Sep 09 Very bright combinations of 3 or more colors

Oct 09 - Blacks, charcoals, grays &/or whites too

Nov 09 - Fall colors with metallic accents

Dec 09 Christmas themed with or without metallic

Call Katy Sanchez with questions or color ideas.

(951)543-6251.

### **Crazy Quilt Group**

For information call Carol Holmes.

### **Friendship Group**

The following names are on my list or were doing the Friendship Block when we stopped. Let me know if your name is here, and you have changed your mind, or if you would like to be added or have questions. I am available at (951) 543-6251 or [sewfantasy@charter.net](mailto:sewfantasy@charter.net)

Thank You,

Katy Sanchez

Brenda Adamo

Rose Ornelas

Linda Evans

Karen Hubbard

Sylvia Ramos

Karen Hundley

Joan White

Katy Sanchez