

# *The Common Thread*


January 2009 Vol. 14 No. 1

The Newsletter of the Raincross Quilt Guild - Riverside, CA  
President - Jeri Read



## *Block of the Month -*

There was no block of the month in December. The block of the month for January is shown to the right. The pattern can be found in the December newsletter. If you have any questions contact Carol Holmes.



# The Common Thread

## NEXT MEETING:

January 20 at 6:30pm.  
Doors open at 6pm.  
Janet Goeske Center  
5257 Sierra St, Riverside  
Membership dues are \$25.00 per year  
Non-Members \$3.00 per meeting.

### January Snacks

The January snacks are being provided by our January, May and September birthday members

## Join in the Fun -

Sew Night is the 1st Wednesday of the month at the United First Methodist Church, located at 4845 Brockton Ave, 6-9pm. Everyone is invited. Bring a project and some goodies if you so desire. We sew a little, visit, and laugh a lot! Hope to see you there.



<http://www.fumcor.com/>

### 2009 UFO Contest

Turn in your UFO list at the January Guild meeting. In order for your quilt to be counted it must be finished by the November Guild meeting. A finished quilt means it is quilted and bound. The quilt does not need to have a label to be finished. A label is considered extra. In other words, if you have a quilt that is only lacking a label, it is not considered a UFO for this contest.

## Community Service


If you would like to make quilts for the Neonatal Intensive Care Unit at the Riverside County Medical Center Hospital, they are asking for quilts a minimum size of 30x30 inches. *There is an urgent need for these blankets right now. In December there were several babies without blankets.*

The Quilting Connection group meets every Thursday night at 6:30pm. Location: Grove Community Church, 19900 Grove Community Drive, Riverside, CA 92508 in room C2. They make quilts for various charities.


The Friendship Quilters meet the 2nd and 4th Wednesday of the month at the Janet Goeske Senior Center. They sew quilts for various charities. Call Jan or Florence for details.

Blankets of Belief are quilts for soldiers. Check out [www.soldiersangels.org](http://www.soldiersangels.org) for information and guidelines.

Loose Ends meets at the Goeske center the 2nd and 4th Tuesday of the month from 2:30 to 5:00 pm.



Raincross Quilt Guild




# The Common Thread

## Membership:

We are so glad you could join us! We had 66 members and 13 visitors in December. Ladies, please remember to take a minute and "X" your name on the sign-in sheet each month, and note your ZIP CODE on sheet 2!

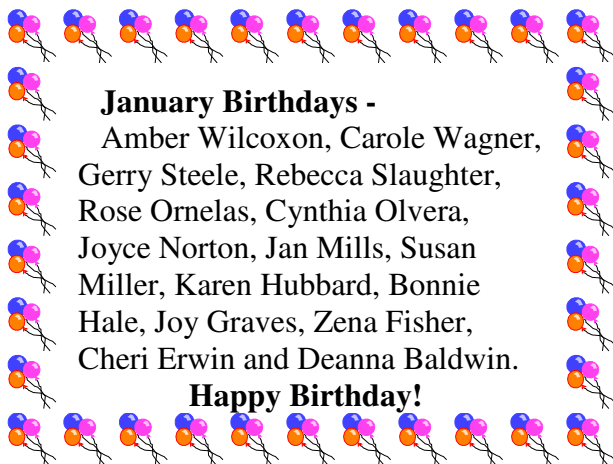
## Door Prizes:

Got name? Got name tag? Well, put that tag on (don't you want other members to know who you are?), and put your name in the drawing! Chris makes a big effort to find great, useable door prizes. A big thanks to Moore's and Fabric Patch for their ongoing generous donations! Congratulations to all the December winners: Bonnie Hale, Paula Wilcoxon, Janice Iwinski, Cheri Erwin, Shirley Lilly, Susan Terberg, Susan Miller, Jan Finfrock, Lenore DelBola, Angie Nudge, Melissa Mattz, Sarah Hamburger, Kathy Raimonde and Joan White.



## Show & Share

- Deloris Borden
- Florence Patrick
- Joan White
- Angie Nudge - Hawaii garage sale find
- Emily Nudge - A signature quilt top
- Jackie Hansen - Jacket & small wall hangings
- Sandy Sheppard - 2 Christmas hangings
- Leslie Webster - 2 finished BOM's & boots
- Judith Bigley - Wall hanging
- Renee Tieszen - Lap quilt
- Katy M. Sanchez - Christmas Wall Hanging
- Lynn Cashman - Fish Quilt



### January Birthdays -

Amber Wilcoxon, Carole Wagner,  
Gerry Steele, Rebecca Slaughter,  
Rose Ornelas, Cynthia Olvera,  
Joyce Norton, Jan Mills, Susan  
Miller, Karen Hubbard, Bonnie  
Hale, Joy Graves, Zena Fisher,  
Cheri Erwin and Deanna Baldwin.

**Happy Birthday!**



## Tips & Tricks

Well, here it is 2009. Another year bites the dust. To get the New Year started, I like to change my sewing room around. Move my table from one side of the room to the other. Move the bookcases to a different area. Change the cutting table and ironing board to a different place, something different to look at when you enter. Get a fresh start and maybe some fresh ideas will follow. Make a list of what you would like to accomplish the first 3 months of the New Year. Then in March look over your list and revise it for the next 3 months. Don't even try to think a year in advance. Start out slow and let the juices flow. The weather is nice and crisp outside, open your windows and let in some fresh air and new ideas.

Happy New Year  
Karen Hundley  
[kbarrett-hundley@sbcglobal.net](mailto:kbarrett-hundley@sbcglobal.net)

## Meet the Stripper

Our January, 2009 stripper is NANCY FISHER. Nancy has been a member of Raincross Quilt Guild for 4 years.

Nancy's family is great - her great husband of 30 years, one great son and two great daughters, a great son-in-law and daughter-in-law, and three grandkids.

Nancy has been sewing since she was 13 and has made many of her children's clothes. She's is the first quilter in her family. She started going to a quilting class and found she really enjoyed it, and still does. She's been quilting for about 8 years and prefers stitching by machine. Nancy sends her quilt tops out to be quilted.

She's made two bed quilts and many lap quilts that she's given to family and friends. Her favorite quilt was her Log Cabin.

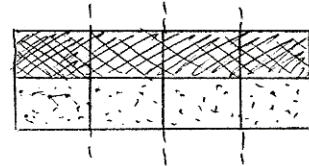
When not quilting, Nancy enjoys watching the grandkids, boating, reading, cross-stitching and plastic canvas.

Nancy would like to see an occasional speaker at guild meetings and she especially enjoys Show and Share.

**FEBRUARY 2009 BOM**  
**CHUNKY CHURNDASH**  
6 ½" UNFINISHED


- 1 2 ½" square background material ( center square )
- 1 1 ½" x 11" strip background material
- 1 1 ½" x 11" strip medium color material
- 4 2 ½" squares of a darker color

Sew 11" strips together and press toward the dark.  
Cut into 4 2 ½" sections.



Arrange squares according to picture, with dark squares in the corners.  
Sew together as you would a 9-patch.

This is a scrappy square, so the background material in the center can be different from the background material on the sides as long as they are similar and both light in color.



Questions? Call Carol Holmes at 951.657.6531

Pattern from [Quiltville.com](http://Quiltville.com)

# *The Common Thread*

## **Mystery Quilt**

for Raincross Quilt Guild 2009

If you think you would like to participate in the Mystery Quilt project with the guild members, here are the basics to help you decide if this is the activity for you.

The fabric requirements will be available in November & December 2008. You will have plenty of time to shop, and the first set of instructions will be passed out at the January 2009 meeting.

You will be given plenty of time to do the various steps. Don't worry about being rushed. I don't know the final date yet.

The quilt we will be working on will be approximately 40" x 56".

This quilt is ideal for scraps. It's a great time to use up your stash. It is also good for color groupings. What I mean by that is, if you have a lot of blue, you could make an all blue scrappy quilt, or a four (4) color quilt.

I have never made this quilt, so I am working from instructions in a book. I am also using their fabric requirements, so I cannot verify their accuracy.

We will be using black and white as the lightest and darkest fabrics, so the rest of your fabrics will fall into the very wide range of medium fabrics.

Fabric Requirements:

¼ yard black (or black on black) fabric

¾ yard white (or white on white) fabric

2 yards assorted scrap fabrics (the greater variety the better)

1 yard stripe fabric for border & binding

Backing & batting: Wait till it's done & then pick out what you want. They say 3 yards of backing fabric, but I bet you can figure out a way to make it for less.

## **Small Groups**

### **Batik Group**

The batik small group exchanges 6" squares of true batiks.

- 1) Each person will bring at least 6 -6" squares to swap.
- 2) The more squares you bring the more you will get batik.
- 3) Participation is on a as you desire basis.

The fabric swap schedule is

Oct 08 - Closest to white as you can find.

Nov 08 - Fall colors any combination

Jan 09 - Lt blue, dark blue and/or white

Feb 09 - Pinks, reds, or pink and reds

Mar 09 - Green with or without yellow or white

Apr 09 - Yellow or yellow & orange &/or white

May 09 - Purples &/or lavenders

Jun 09 -Any combination of light to medium pastels

July 09 - any mixture of three or more colors

Aug 09 - Browns & tans suitable for tree trunks & mtns.

Sep 09 Very bright combinations of 3 or more colors

Oct 09 - Blacks, charcoals, grays &/or whites too

Nov 09 - Fall colors with metallic accents

Dec 09 Christmas themed with or without metallic

Call Katy Sanchez with questions or color ideas.

(951)543-6251.

### **Crazy Quilt Group**

The crazy quilt group will be meeting the 4th Saturday in January. For more information call Carol Holmes.

### **Friendship Group**

The Friendship block Exchange will start again in January 2009. Bring your exchange packet to the January meeting I'll bring mine for you to see in December. The following names are on my list or were doing the Friendship Block when we stopped. Let me know if your name is here, and you have changed your mind, or if you would like to be added or have questions. I am available at (951) 543-6251 or [sewfantasy@charter.net](mailto:sewfantasy@charter.net)

Thank You,  
Katy Sanchez

Brenda Adamo  
Rose Ornelas  
Linda Evans  
Karen Hubbard

Sylvia Ramos  
Karen Hundley  
Joan White  
Katy Sanchez