


# The Common Thread

December 2008

Vol. 13 No. 12

The Newsletter of the Raincross Quilt Guild - Riverside, CA

President - Jeri Read



## Happy Bags

A big thanks to all that contributed to the Happy Bags project. There were over 100 Happy Bags turned in. That's a lot of smiles on a lot of little faces. Great job ladies!



## DEC Christmas Party

This year the exchange will be table runners with a Christmas or winter theme—Size 12" to 15" X 24" to 30"

Roll your finished table runner in a batik fat quarter and bring it to the December meeting.

## Block of the Month -

There were 4 BOM winners in November . The winners were Jan Mills, Linda A, Sarah Hamburger and Heidi Richey. If you would like to volunteer for t he BOM in 2009 and have any questions call Carol Holmes.

There is no BOM in December to allow everyone to work on their table runners for the exchange. The BOM will resume in January. The pattern is on page 5.

# The Common Thread

## NEXT MEETING:


December 16 at 6:30pm.  
Doors open at 6pm.  
Janet Goeske Center  
5257 Sierra St, Riverside  
Membership dues are \$25.00 per year  
Non-Members \$3.00 per meeting.

### December Potluck

December is potluck month! Time to eat, exchange and be merry. So every one bring your favorite dish to the feast!

## Join in the Fun -

Sew Night is the 1st Wednesday of the month at the United First Methodist Church, located at 4845 Brockton Ave, 6-9pm. Everyone is invited. Bring a project and some goodies if you so desire. We sew a little, visit, and laugh a lot! Hope to see you there.



## 2009 UFO Contest

Turn in your UFO list at the January Guild meeting. In order for your quilt to be counted it must be finished by the November Guild meeting. A finished quilt means it is quilted and bound. The quilt does not need to have a label to finished, a label is considered extra. In other words if you have a quilt that is only lacking a label it is not considered a UFO for this contest.

What is a UFO?

**An almost finished quilt:** Examples are a quilt tops ready to be quilted (backing and binding ready to go), or even quilted and ready to be bound.

**An unfinished quilt:** Examples of an unfinished quilt are a quilt that work has started on. Fabric has been cut, maybe sewn, maybe event the entire quilt top has been put together.

**A planned quilt:** Examples of a planned quilt are quilts you have purchased the fabric for, you have a plan of what type of a quilt you are going to make with it. I have been collecting oriental fabrics for a couple of years and I plan to make a stack and whack quilt and a panel art quilt. Those are planned quilts.

I also have tons of batik fabric I have been collecting to make some batik quilts, but I don't know what I am going to make yet. This is not a planned quilt, it is only the dream of a planned quilt, it doesn't count as a UFO for this contest.

Any type of a quilt can be put on your list, a traditional pieced quilt, a kit, quilted jackets, table runners, BOM quilts, rag quilt, etc.

## Community Service

*There is an urgent need for these blankets right now. Last week there were several babies without blankets.* If you would like to make quilts for the Neonatal Intensive Care Unit at the Riverside County Medical Center Hospital, they are asking for quilts a minimum size of 30x30 inches.

The Quilting Connection group meets every Monday night at 6:30pm. Location: Grove Community Church, 19900 Grove Community Drive, Riverside, CA 92508 in room C4. They make quilts for various charities.

The Friendship Quilters meet the 2nd and 4th Wednesday of the month at the Janet Goeske Senior Center to sew quilts for various charities. Call Jan or Florence for details.

Blankets of Belief, quilts for soldiers. Check out [www.soldiersangels.org](http://www.soldiersangels.org) for information and guidelines.

Loose Ends meets at the Goeske center the 2nd and 4th Tuesday of the month from 2:30 to 5:00 pm.


# The Common Thread

## Membership:

We are so glad you could join us! We had 71 members and 14 visitors in November. Ladies, please remember to take a minute and "X" your name on the sign-in sheet each month, and note your ZIP CODE on sheet 2!

## Door Prizes:

Got name? Got name tag? Well, put that tag on (don't you want other members to know who you are?), and put your name in the drawing! Chris makes a big effort to find great, useable door prizes. A big thanks to Moore's and Fabric Patch for their ongoing generous donations! Congratulations to all the November winners: Sylvia Ramos, Karen Hutchinson, Kathy Raimondi, Susan Miller, Linda Piraino, Sheryl Thomsen, Georgia Lindsey, Denise Brown and Shirley Lilly .



## Friendship Group

The Friendship block Exchange will start again in January 2008. Bring your exchange packet to the January meeting I'll bring mine for you to see in December. The following names are on my list or were doing the Friendship Block when we stopped. Let me know if your name is here, and you have changed your mind, or if you would like to be added or have questions. I am available at (951)543-6251 or sewfantasy@charter.net

Thank You,  
Katy Sanchez

Brenda Adamo	Sylvia Ramos
Rose Ornelas	Karen Hundley
Linda Evans	Joan White
Karen Hubbard	Katy Sanchez

## Show & Share

- Bonnie Hale, Eva Standley and Janice Kennedy - Pink Lemonade
- Deloris Borden - Quick Trip, Christmas Panel
- Debi Gneckow - BOM Quilt
- Andie Babbe - Challenge Quilt
- Christie Fowler - Feb Quilt Block
- Karen Dunivent - 2 Rag Quilts
- Beth Totten - 2 Quilts, 1 Knit Bag
- Jeanie Stellrecht - 2 Table Runners
- Mary Mertz - 3 Quilts
- Carol Holmes - 2 Quilts
- Lindy Bliss - 3 Quilts
- Sandy Sheppard - 3 antique quilts
- Paula Wilcox - 3 quilts
- Ruth Solis - 4 quilts
- Angie Nudge - Mama's Pillow Boll Quilt Bags
- Jeanie Van Aken - Christmas Thing
- Diane Taliane - Sampler Mystery
- Anabel Whipple - baby Blanket


# Tips & Tricks

Happy Holidays everyone!

This months tip has nothing to do with quilting. With the stress of the holidays everyone likes to take a relaxing bath. But without a pillow, it might not be as comfortable. So take two hand towels and fold several times. Get a plastic 1 gallon zip loc bag and insert the towels. Now prop behind your head and you have a pillow that is not only comfortable but won't get the towels wet. Now light the candles, turn on the soothing music and relax. Oh yes, don't forget the Do Not Disturb sign.

As I will be in Hawaii (yea, yea, yea) I will not make the Christmas meeting and all the fun everyone will be having exchanging Table Runners. So I want to wish everyone a Merry Christmas and Happy New Years.


Karen Hundley  
[kbarrett-hundley@sbcglobal.net](mailto:kbarrett-hundley@sbcglobal.net)



Debi's LongArm Quilting  
Done on HQ Pro-Stitcher  
Fast Turn-Around  
Quilting Classes  
(951) 689-1587  
(951) 616-7467 Cell



**Sew Divine Quilting**  
Long Arm Quilting  
Diane Taliani  
951.688.1100  
[sewmusicallady@yahoo.com](mailto:sewmusicallady@yahoo.com)



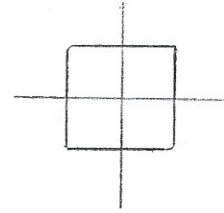
## *The Common Thread*

### **JANUARY 2009 BOM ROAD TO CALIFORNIA**

Unfinished 8 ½”

Cut the provided 5” square into 4-2 ½” squares

Cut 8-2 ½” squares from a tone on tone cream  
Or off white background




Cut 2-3” squares from the same background material.

Cut 2-3” squares from a fabric you choose to go with the poppy material. (It should be either green OR orange OR yellow.) Pick one of these colors for one square. If you wish to make more than one, make them all different.

Lay the 3” background squares on the colored 3” squares. Draw a diagonal line from corner to corner, and stitch ¼” on both sides. Cut in half and press to dark. SQUARE THESE 4 SQUARES UP TO 2 ½”.

Lay out all the squares according to the picture and sew row #1 together—row #2 together and so on.

Sew all rows together and Voila!



Pattern from: Quilters Block-A-Day Calendar  
Designed by, Debby Kratovil for “That Patchwork Place”

Questions? Call Carol Holmes 951.657.6531

# The Common Thread

## Mystery Quilt

for Raincross Quilt Guild 2009

If you think you would like to participate in the Mystery Quilt project with the guild members, here are the basics to help you decide if this is the activity for you.

The fabric requirements will be available in November & December 2008. You will have plenty of time to shop, and the first set of instructions will be passed out at the January 2009 meeting.

You will be given plenty of time to do the various steps. Don't worry about being rushed. I don't know the final date yet.

The quilt we will be working on will be approximately 40" x 56".

This quilt is ideal for scraps. It's a great time to use up your stash. It is also good for color groupings. What I mean by that is, if you have a lot of blue, you could make an all blue scrappy quilt, or a four (4) color quilt.

I have never made this quilt, so I am working from instructions in a book. I am also using their fabric requirements, so I cannot verify their accuracy.

We will be using black and white as the lightest and darkest fabrics, so the rest of your fabrics will fall into the very wide range of medium fabrics.

Fabric Requirements:

¼ yard black (or black on black) fabric

¾ yard white (or white on white) fabric

2 yards assorted scrap fabrics (the greater variety the better)

1 yard stripe fabric for border & binding

Backing & batting: Wait till it's done & then pick out what you want. They say 3 yards of backing

## Small Groups

### Batik Group

The batik small group exchanges 6" squares of true batiks.

- 1) Each person will bring at least 6 -6" squares to swap.
- 2) The more squares you bring the more you will get batik.
- 3) Participation is on a as you desire basis.

The fabric swap schedule is

Oct 08 - Closest to white as you can find.

Nov 08 - Fall colors any combination

Jan 09 - Lt blue, dark blue and/or white

Feb 09 - Pinks, reds, or pink and reds

Mar 09 - Green with or without yellow or white

Apr 09 - Yellow or yellow & orange &/or white

May 09 - Purples &/or lavenders

Jun 09 -Any combination of light to medium pastels

July 09 - any mixture of three or more colors

Aug 09 - Browns & tans suitable for tree trunks & mtns.

Sep 09 Very bright combinations of 3 or more colors

Oct 09 - Blacks, charcoals, grays &/or whites too

Nov 09 - Fall colors with metallic accents

Dec 09 Christmas themed with or without metallic

Call Katy Sanchez with questions or color ideas.

(951)543-6251.



### Crazy Quilt Group

The crazy quilt group will be meeting the 4th Saturday in January. For more information call Carol Holmes.



*The Common Thread*

# Raincross Quilt Guild

## 2009 Membership Form

Dues: \$25 for January 1 through December 31, or \$15 July 1 through December 31. If you want to have the newsletter mailed to you it will cost an additional \*\$15.00 a year (\$1.25 a month) to help offset the cost of printing, stamps and envelopes.

Please complete this form and attach your dues payment. Make Checks Payable to Raincross Quilt Guild and either hand-deliver or mail to Sharon Gross, Membership.

Today's Date: \_\_\_\_\_ Birthday Month \_\_\_\_\_ Day \_\_\_\_\_

Name: \_\_\_\_\_

Mailing Address: \_\_\_\_\_

City: \_\_\_\_\_ Zip: \_\_\_\_\_

Home Phone: (\_\_\_\_) \_\_\_\_\_ Cell Phone: (\_\_\_\_) \_\_\_\_\_

Email: \_\_\_\_\_

Send my newsletter by  mail - \*\$15.00 per year or  web site pickup -Free

The following questions are optional, but your answers do help your Board Members create programs and workshops that reflect the desires of its members. Thank you.

Are you currently in a friendship group?  yes  no

Are you interested in joining a friendship group?  yes  no

Would you like to help at the meetings?  yes  no

Are you interested in joining a committee?  yes  no

What type of workshops would you like to see offered? \_\_\_\_\_

\_\_\_\_\_  
\_\_\_\_\_

Hand-Deliver or Mail to Raincross Membership:

**Sharon Gross**  
**2969 Priscilla Street**  
**Riverside, CA 92506**