



The Common Thread

October 2008

Vol. 13 No. 10

The Newsletter of the Raincross Quilt Guild - Riverside, CA
President - Jeri Read



Block of the Month -

There were 4 BOM winners in September. The winners were Carol Holmes, Florence, Debi G and Sarah Hamburger. The October BOM is pictured to the right. Instructions can be found in the August newsletter. If you have questions call Carol Holmes.



The Common Thread

NEXT MEETING:

October 28 at 6:30pm.
Doors open at 6pm.
Janet Goeske Center
5257 Sierra St, Riverside
Membership dues are \$25.00 per year
Non-Members \$3.00 per meeting.

Snacks:

The October snacks are being supplied by our October, February, and June birthday members.

Join in the Fun -

Sew Night is the 1st Wednesday of the month at the United First Methodist Church, located at 4845 Brockton Ave, 6-9pm. Everyone is invited. Bring a project and some goodies if you so desire. We sew a little, visit, and laugh a lot! Hope to see you there.



Community Service

If you would like to make quilts for the Neonatal Intensive Care Unit at the Riverside County Medical Center Hospital, they are asking for quilts a minimum size of 30x30 inches.

The Quilting Connection group meets every Monday night at 6:30. Location: Grove Community Church, 19900 Grove Community Drive, Riverside, CA 92508 in room C4. They make quilts for various charities.

The Friendship Quilters meet the 2nd and 4th Wednesday of the month at the Janet Goeske Senior Center to sew quilts for various charities. Call Jan or Florence for details.

Blankets of belief, quilts for soldiers. Check out www.soldiersangels.org for information and guidelines. If you have quilt ready for this organization by the October Guild meeting, bring it to guild. They will be collected and shipped. Sorry I didn't get the name of the member collecting the quilts.

Loose Ends meets at the Goeske center the 2nd and 4th Tuesday of the month from 2:30 to 5:00.



December Christmas Party

This year the exchange will be table runners with a Christmas or winter theme.

Size 12" to 15" X 24" to 30"

Roll your finished table runner in a batik fat quarter and bring it to the December meeting.

The Common Thread

Membership:

We are so glad you could join us! Ladies, please remember to take a minute and "X" your name on the sign-in sheet each month, and note your ZIP CODE on sheet 2!

Door Prizes:

Got name? Got name tag? Well, put that tag on (don't you want other members to know who you are?), and put your name in the drawing! Chris and Connie make a big effort to find great, useable door prizes. A big thanks to Moore's and Fabric Patch for their ongoing generous donations! Congratulations to all the September winners: Sandy Sheppard, Deanna Baldwin, Elsie Edwards, Karen Hundley, Florence Patrick, Sheryl T, Janice Iwinski, Katie Sanchez, Dawn Miller, Christine Sharp, Linda Piraino and Marepheler Gracore(?).




Friendship Group

The Friendship Group will be starting up again in January. Katy Sanchez is our Friendship Block lady. This is a great way to get a quilt made, and to try new blocks and techniques without having to do a whole quilt. It runs for 3 months on and 3 months off so you get a break in between. If you have any questions call Katy Sanchez.

Show & Share

- Sylvia Ramos - 2 Quilts
- Linda Adams - 1 Baby Quilt
- Debi Gneckow - 1 Baby Stack N' Whack
- Valerie Turner 2 Quilt Tops
- Jeannette Gordon - BOM Quilt
- Angie Nudge - Fat Quarter Table Runner
- Beth - Water Lilly
- Susan Terberg - Shaggy Car Quilt
- Dawn Siglar - Quilt Top
- Deloris Borden - Sunflower Quilt
- Janice Iwinski - 2 Quilts
- Estella Way
- Sandy Shammass - Bella Bella
- Lilliana - Becky's Found
- Diane Teliani - Log Cabin
- Judy Bello - Shirts
- Jeri Read - Block of the Month Quilt for Larry, Wedding Ring Quilt
- Susan E - Double Irish Chanins
- Alice - 3 Quilts



Tips & Tricks

Hello Everyone:

I had read about using Cigar Boxes for storage, so I went to a Cigar Store and they gave me the FREE empty boxes they had. They did charge \$1 for the ones made of wood. Well inside some of the boxes were trays where they had placed the cigars. These trays are just the right size for bobbins. And would you believe one of these cigar boxes can hold 140 bobbins and the other 160. You can also decorate the boxes and put other things inside. So visit your local Cigar Store and see what you can get.. Oh yes, I also picked up some cigar tubes FREE. You can put bobbins in those also.

Still waiting to hear from you creative ladies and your great ideas.

Karen Hundley

kbarrett-hundley@sbcglobal.net



Lots of free quilt patterns can be found at www.quiltville.com

The Common Thread

NOVEMBER 2008 BOM AUTUMN TRAILS—AKA—SNAIL TRAILS 7 1/2" unfinished

The pattern this is from uses Batiks in harvest colors. They recommended green, orange, red, purple & gold.

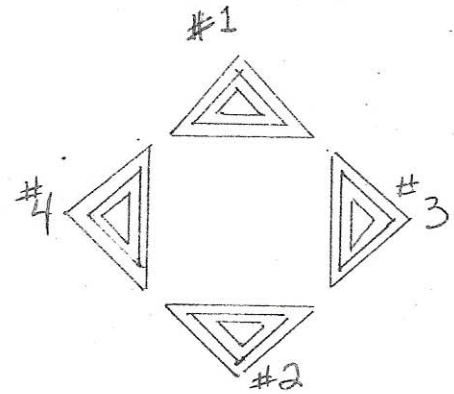
Choose 4 harvest colors of your choice, using all batiks.

- 1 3" square (provided) This is your center square.
- 1 4 3/8" square of each color, cut in half diag.
- 1 3 3/8" square of each color, " " " "
- 1 2 5/8" square of each color, " " " "

You will only use half of the triangles.

Stack same color triangles and arrange in the order

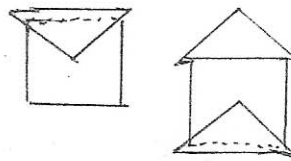
You are going to sew them, and number your colors.



USING THE SMALL TRIANGLES

Sew color #1 to top of center square.

Sew color #2 to opposite side of center sq., press.

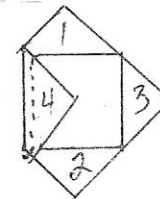


Sew color #3 to right side of square.

Sew color #4 to left side of square, press.

USING THE MED. TRIANGLES


Sew color #1 med. Triangle to the left of color #1 small triangle,
And continue in the same pattern, around square.



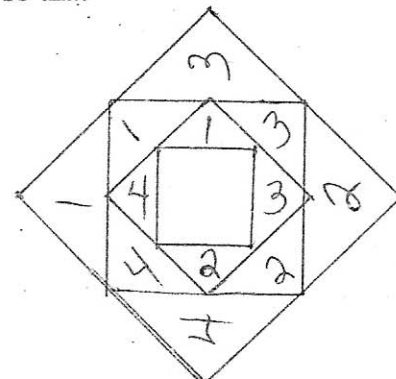
USING THE LARGE TRIANGLES

Sew color #1 large triangle to the left of color #1 med. Triangle.
Continue in same pattern.

Always sew additional triangles to the left of its own color, so that
All of our squares will be turning the same way. ☺



Questions? Call Carol Holmes 951.657.6531.
Pattern from Quilt Sampler—Fall/Winter 2006



The Common Thread

Meet the Stripper

Our October stripper is JAN SANBORN MILLS. Jan has been a member of Raincross Quilt Guild for three years and is also a member of FAR (wearable quilts group), Nite Owls (Ontario), Inland Empire (Corona), Roo Crew (friendship group) and Friendly Quilters (Goeske Center). Jan and her husband Larry married (her first and only marriage) in 2000 -- and he brings her breakfast in bed!!! They have no munchkins or pets – she says her quilts ARE her kids! Jan is a retired elementary school and nursery school teacher.

At the age of 9, in 4-H, Jan started sewing and her first project was an apron. She then tackled lined wool suits and coats with bound button holes in high school. She also made her silk wedding dress decorated with trapunto, and wove her hooded shawl on her loom.

Little House on the Prairie inspired Jan to start quilting, so she taught herself how to sew squares together on her mom's black Singer featherweight. Then she discovered Eleanor Burns' Log Cabin and Quilt in a Day (which was more like quilt in a YEAR!) Jan started sewing when the seam allowance for quilts was ½ inch with Kay Woods. Her oldest quilt top is about 30 years old and is a UFO.

Grandma Kathryn from Michigan made hats, helped Jan make her first wool coat and taught her all about fabric weights. Grandma Sallie from Kentucky worked in an overall factory and sewed clothes for all the kids and grandkids.

Jan likes to both paper piece and strip piece, and likes Diane's idea of stitching right next to the paper so you don't have to rip off little bits of paper. (She can teach US this technique!!) And Jan is trying to quilt her king-sized quilts on her regular sewing machine.

Jan has made over 20 quilts and they are on her walls, on her beds, in huge baskets and with relatives. Her favorite quilt is a house block quilt that started as a block exchange, but she liked them so much that she put them together as a fantasy neighborhood around a community garden surrounded by a picket fence, and she "embellished it to death."

Her biggest OOPS - she once found quilting thread at JoAnn's and thought this was the thread that you did all quilting with, so her fist appliqué quilt "The Early Bird Catches the Worm" (with bunches of chickens) was sewn with big thick waxed thread.

Really cool things Jan wants to share -- fork pins make intersections match, and her paper piecing technique without sewing through the paper.

When Jan isn't quilting, she likes to weave baskets, spin wool, cotton, silk, mohair, and angora, and weave rugs and fabric. She likes to dye, dye, dye wool, mohair, silk cotton, silk cocoons, roving, fabric, and she enjoys learning different embellishment techniques.

At our quilt guild, Jan would like to see in-house classes and bus trips and retreats, and would like to see small friendship interest groups develop. Jan loves the way Jeri sets such an upbeat mood and has such a gift of listening and responding to everyone's concerns yet keeps the meetings moving, the way the drawings ladies call names and NOT numbers, and the animated show-and-share ladies.