




# *The Common Thread*

September 2008

Vol. 13 No. 9

The Newsletter of the Raincross Quilt Guild - Riverside, CA  
President - Jeri Read



## ***Block of the Month -***

There were 4 BOM winners in June. The winners were Linda Adams, Helen Rose, Dawn Miller and Jan Cox twice. The August BOM is pictured to the right. Instructions can be found in the July newsletter. If you have questions, call Carol Holmes.



# The Common Thread

## NEXT MEETING:

September 16 at 6:30pm.  
Doors open at 6pm.  
Janet Goeske Center  
5257 Sierra St, Riverside  
Membership dues are \$25.00 per year  
Non-Members \$3.00 per meeting.

### Snacks:

The September snacks are being supplied by our September, January, and May birthday members.

## Join in the Fun -

Sew Night is the 1st Wednesday of the month at the United First Methodist Church located at 4845 Brockton Ave, 6-9pm. Everyone is invited. Bring a project and some goodies if you so desire. We sew a little, visit, and laugh a lot! Hope to see you there.



<http://www.fumcor.com/>

## Guild Member Classes

Hand Appliqué Techniques  
September 27th, 9-4, Goeske Senior Center  
Judy Bello will be teaching this class. Make sure you bring your shirts, fabric and sewing supplies.

## Community Service

If you would like to make quilts for the Neonatal Intensive Care Unit at the Riverside County Medical Center Hospital, they are asking for quilts a minimum size of 30x30 inches.

The Quilting Connection group meets every Monday night at 6:30. Location: Grove Community Church, 19900 Grove Community Drive, Riverside, CA 92508 in room C4. They make quilts for various charities.

The Friendship Quilters meet the 2nd and 4th Wednesday of the month at the Janet Goeske Senior Center to sew quilts for various charities. Call Jan or Florence for details.

## Quilt Events:

### Neighborhood Run

September 13 & 14  
Visit your local shops  
Gingers, The Fabric Patch,, Stars and Scraps, The Tattered Rabbit, The Sewing Shack and Quilters Cocoon.

### Quilt Show

Quilters Piece Corps of Victor Valley  
Sept. 12th, 13th form 9 to 5  
San Bernardino County Fairgrounds Bldg. D  
148000 7th St, Victorville CA  
Admission \$5.00, Husbands free

### A Quilters Journey Quilt Show

The Los Angeles Count Quilt Guild  
October 2, 3 & 4  
Thurs & Fri 10 to 6, Sat 8 to 2  
The Ritz Gardens, 11201 First Ave, Whittier  
Donation \$7.00, Children under 12 \$3.00

### Old Town Temecula Outdoor Quilt Show

Valley of the Mist Quilters' Guild  
Saturday Oct. 4, 2008  
10 a.m. to 4 p.m.  
For Info [www.valleyofthemistquilters.com](http://www.valleyofthemistquilters.com)

### Fall Festival Sewing Room Tour Salad Bar Lunch

Wandering Foot Quilt Guild



# The Common Thread

## Membership:

We are so glad you could join us! Ladies, please remember to take a minute and "X" your name on the sign-in sheet each month, and note your ZIP CODE on sheet 2!

## Door Prizes:

Got name? Got name tag? Well, put that tag on (don't you want other members to know who you are?), and put your name in the drawing! Chris and Connie make a big effort to find great, useable door prizes. A big thanks to Moore's and Fabric Patch for their ongoing generous donations! Congratulations to all the August winners: Helen Rose, Sharon G, Christie Fowler, Linda Pirano, Jan Mills, Liliana, Alex Mitchell, Jackie S, Dawn D, Jeanette Gordon, Beth Totten, Dawn Miller and Cherie.

## Friendship Block

Katy Sanchez is our Friendship Block lady. This is a great way to get a quilt made, and to try new blocks and techniques without having to do a whole quilt. It runs for 3 months on and 3 months off so you get a break in between. If you have any questions call Katy Sanchez.



## September Birthdays -

Lois Little-John Clark— Happy Birthday!



## Show & Share

- Sylvia Ramos - 2 Quilts
- Linda Adams - 1 Baby Quilt
- Debi Gneckow - 1 Baby Stack N' Whack
- Valerie Turner 2 Quilt Tops
- Jeannette Gordon - BOM Quilt
- Angie Nudge - Fat Quarter Table Runner
- Beth - Water Lilly
- Susan Terberg - Shaggy Car Quilt
- Dawn Siglar - Quilt Top
- Deloris Borden - Sunflower Quilt
- Janice Iwinski - 2 Quilts
- Estella Way
- Sandy Shammass - Bella Bella
- Liliana - Becky's Found
- Diane Teliani - Log Cabin
- Judy Bello - Shirts
- Jeri Read - Block of the Month Quilt for Larry, Wedding Ring Quilt
- Susan E - Double Irish Chanins
- Alice - 3 Quilt

# Tips & Tricks

This trick comes from Karen Dunivent. I told her that I can never figure out how to place designs on my borders because they never come out correctly on the ends. So she gave this to me.

Take your quilt and measure the length of either the sides or top/bottom border. Take a roll of adding machine tape or I cut strips of paper the correct width and then taped them end to end until I had the correct length. Fold this in half, then fold in half again. Keep folding until you have the size of the pattern you want. You know it will fit because it is the length you chose. Do this again for the other border.

That's all Folks  
Karen Hundley  
[kbarrett-hundley@sbcglobal.net](mailto:kbarrett-hundley@sbcglobal.net)



*The Common Thread*

**OCTOBER 2008 BOM**

**Card Trick**

12 1/2" UNFINISHED

From the white material cut:

1— 5 1/4" square, then cut it diagonally twice = 4 small triangles

2—5" squares, then cut once diagonally = 4 large triangles


From each of 4 different prints, cut:

1—5 1/4" square, then cut it diagonally twice = 4 small triangles

1—5" square, then cut once diagonally = 2 large triangles

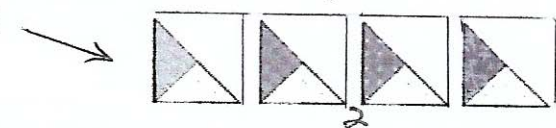
Sew a large white triangle to each of the colored triangles.

Press to the dark. Diagram #1




Sew a small white triangle to each of the colored triangles.

Press towards dark. Diagram #2



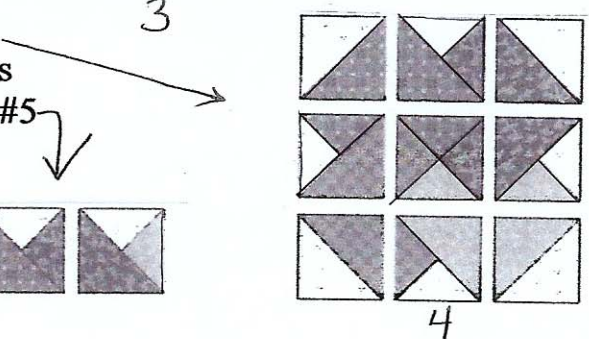


Sew the small colored triangles together.

This is the center square. Diagram #3



Layout all the pieces as in diagram #4, so you can see which triangles & half-square triangles go together, then sew together as in Diagram #5



Pattern from McCalls Quilting

Questions? Call Carol Holmes 951.657.6531