

# The Common Thread

May 2008 Vol. 13 No. 5

The Newsletter of the Raincross Quilt Guild - Riverside, CA  
President - Jeri Read

## *Newsletter Contributions -*

This is your newsletter, so don't be shy, contribute! How you ask? One way is to be our stripper of the month. We haven't had a meet the stripper article for two months now. I don't know about you, but I really enjoy reading 'Meet the Stripper', and getting to know a little more about my fellow guild members. There are so many of us, and most of us are so busy, that the article may be the only way we can get to know each other better as a whole. Personally, I think you are all fascinating. If there is one thing I have learned it is that everyone has something special about them, and if I don't get to know them, and pay attention, I'll be the one missing out. So help me/us. It's easy! Just complete a meet the stripper form. Where do you get the form? You can either call Sharon Gross and have her bring a copy to the meeting, or click the link on our web page. Instructions for submitting the form are found on the last page. Please e-mail me with any other contributions or ideas.


Thanks, Karen Dunivent.



## *Block of the Month -*

There were four BOM winners in April, the winners were Karen Hutchinson, Hiltje Fierro, Joyce Norton and Nancy Roth.

The May BOM is pictured to the right. Instructions can be found in the March newsletter. If you have questions, call Carol Holmes.



# *The Common Thread*

## **NEXT MEETING:**

**May 20 at 6:30pm. Doors open at 6pm.  
Janet Goeske Center  
5257 Sierra St, Riverside  
Membership dues are \$25.00 per year  
Non-Members \$3.00 per meeting.**

## **Snacks:**

The May snacks are being supplied by our May, September and January Birthday members.

## **Join in the Fun -**

Sew Night is the 1st Wednesday of the month at the United First Methodist Church, located at 4845 Brockton Ave, 6-9pm. Everyone is invited. Bring a project and some goodies if you so desire. We sew a little, visit, and laugh a lot! Hope to see you there.



<http://www.fumcor.com/>



## **Community Service**

If you would like to make quilts for the Neonatal Intensive Care Unit at the Riverside County Medical Center Hospital, they are asking for quilts a minimum size of 30x30 inches.

The Quilting Connection group meets every Monday night at 6:30. Location: Grove Community Church, 19900 Grove Community Drive, Riverside, CA 92508 in room C4. They make quilts for various charities.

The Friendship Quilters meet the 2nd and 4th Wednesday of the month at the Janet Goeske Senior Center to sew quilts for various charities. Call Jan or Florence for details.

LLU Sends thanks for the hats and blankets!

Magazines sales, \$1.00 per magazine. The proceeds will go to buy goodies for the goodie bags. So bring in those magazines you are through with, and your dollars to get a few more you haven't seen.

## **Quilt Events:**

### **Quilting by the Sea Camarillo Quilter's Association**

May 2-4,  
Seaside Park, Ventura CA  
Ventura Count Fair Grounds  
Admission \$7.00  
Info <http://www.camarilloquilters.org/>

### **Visions Art Quilt Gallery**

Apr 4 - May 25  
Tue - Sun, 10 - 4 except holidays  
2825 Dewey Rd. San Diego CA  
Info [www.quiltvisions.com](http://www.quiltvisions.com)

# The Common Thread

## Membership:

We had 70 members and 5 guests sign in for the April meeting. **We are so glad you could join us!** Ladies, please remember to take a minute and "X" your name on the sign-in sheet each month, and note your ZIP CODE on sheet 2!

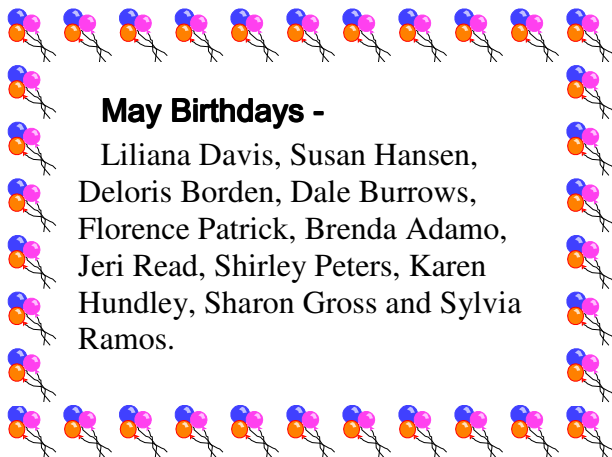
## Door Prizes:

Got name? Got name tag? Well, put that tag on (don't you want other members to know who you are?), and put your name in the drawing! Chris and Connie make a big effort to find great, useable door prizes. A big thanks to Moore's and Fabric Patch for their ongoing generous donations! Congratulations to all the April winners: Anabel Whipple, Lori Miser, Lynette Williams, Sylvia Ramos, Christine Sharp, Sandie Southerland, Eva Standley, Carol Wagner, Nancy Fisher and Jeanette Gordon.



## Friendship Block

Katy Sanchez is our Friendship Block lady. This is a great way to get a quilt made, and to try new blocks and techniques without having to do a whole quilt. It runs for 3 months on and 3 months off so you get a break in between. If you have any questions call Katy Sanchez.



## Show & Share

- Jeri Read - Little Raider's Quilt
- Karen Hutchinson - 2 Quilts
- Jackie Hanson - Still in Christmas, Yikes in bubble gum
- Florence Patrick - 1 Quilt
- Dorothy McAtee - Becky's Quilt
- Angie Nudge - Bette's Piecing Adventures
- Leslie Webster - 3 Quilts
- Debi Gneckow - Selvedge Quilt
- Karen Hubbard - Wall Hanging
- Nancy Roth - 1 Quilt
- Brenda's Retreat
- Judy Bello - Just Can't Cut it Quilts
- Sandra Sutherland - Jr. Guild
- Renee Tieszen - Star Quilt, Friendship Quilt
- Sarah Hamburger - Sampler Quilt

# Tips & Tricks

This month's column has nothing to do with quilting. I thought this was interesting and decided to share with all of you.


You know how hard butter is when you remove from the fridge. You cannot spread it on anything especially toast. Try this trick. Take the butter and grate it with your cheese grater. Works really great.

Here is another one: Put your kitchen sponge in the dishwasher with your next load of dishes, remove before the dry cycle and put in the microwave for one minute. This will kill 99% of the germs.

That's all for this month.

Karen Hundley

[kbarrett-hundley@sbcglobal.net](mailto:kbarrett-hundley@sbcglobal.net)



# The Common Thread

## JUNE 2008 BOM STAR BLOCK 11"square 10 1/2" finished

Color #1 – cut 1– 4" sq. Center square provided  
Color #2 – cut 2—4 1/2" sq. Cut diagonally, once.  
Color #3—cut 1—5" sq.  
Background cut 1 – 5" sq. and 4—4" sq.

Draw an X , corner to corner on the 5" back ground sq.  
Put it right sides together with the Color #3 – 5" sq.

With the needle in the center of the presser foot,  
Sew down the left side of one diagonal line,  
Stopping when you hit the crossing diagonal line.


Leave your needle in the fabric, pivot and sew on  
The pencil line stopping approximately 4 stitches  
Past the first diagonal line.

Pivot again and stitch on the right side of the first  
Diagonal line using the left edge of the presser foot  
as a guide.


Repeat for the second diagonal line. Cut on the pencil line.  
Press toward the dark. Diagram 1.

Sew Color #2 triangles to Diag. #1 triangles. = Diagram 2  
Square-up to a 4" square.


Arrange as a 9 patch and sew together. Diagram 3.



Diag #1



Diag. #2




Diag. #3



Pattern from: A Star for all Seasons by, Wendy Gilbert


## *The Common Thread*



### **Grandma's Apron**

The strings were tied, it was freshly washed, and maybe even pressed.  
For Grandma, it was everyday to choose one when she dressed.  
The simple apron that it was, you would never think about;  
the things she used it for, that made it look worn out.  
She may have used it to hold some wildflowers that she'd found.  
Or to hide a crying child's face when a stranger came around.  
Imagine all the little tears that were wiped with just that cloth.  
Or it became a potholder to serve some chicken broth.  
She probably carried kindling to stoke the kitchen fire.  
To hold a load of laundry, or to wipe the clothesline wire.  
When canning all her vegetables, it was used to wipe her brow.  
You never know, she might have used it to shoo flies from the cow.  
She might have carried eggs in from the chicken coop outside.  
Whatever chore she used it for, she did them all with pride.  
When Grandma went to heaven, God said she now could rest.  
I'm sure the apron that she chose, was her Sunday best.

Tina Trivett  
<http://tinatrivett.blogspot.com>



Note: The poem above is not poem I was given to put in the news letter. It turns out the copy I was given was a modified version of the original, posted to the internet and sent out in various chain letters. This is the original poem written by Tina Trivett. I spent some time reading the poetry on her blog. She is a very talented poet. It would be worth you while to check it out yourself at <http://tinatrivett.blogspot.com>. I challenge you to leave that website without shedding a tear.