

Membership:

We had 67 members and 10 visitors sign in for the September meeting. **WELCOME** all! Ladies, please remember to take a minute and "X" your name on the sign-in sheet each month, and note your ZIP CODE on the appropriate page. Visitors too, please.

Door Prizes:

Got name? Got name tag? Well, put that tag on (don't you want other members to know who you are?), put your name in the drawing.

The winners for September were Madeline Panek, Valerie Turner, Lori Miser, Florence Patrick, Melissa Mattz, Connie Dykes, Donna Zubiate, Renee Noflin, Rebecca Slaughter, Christine Sharp, Arlene Lake, Renee Tieszen. Congratulations winners!

Snacks:

The snacks are being supplied by our October, February, and June Birthday Members and anyone else that would like to bring something.


In advance, we thank you for your hospitality, and the goodies you bring! You make our meeting special!

Community Service:

We delivered the quilts that were completed to the Neo Natal Intensive Care Unit at Riverside County Hospital. They were so grateful!

Join in the fun:


Sew Night is the 1st Tuesday of the month at Fellowship Baptist Church on Arlington Avenue just west of the 91 freeway, 6—9 p.m. Everyone (even non-members) is invited. Bring any project and a dish of food to share (if you like). We sew a little, visit, laugh and eat a lot.



Sharon Gross
"Flower Quilt"

Show & Share

- Sharon Gross**-Flower Quilt
- Jacki Hansen**-Carousel Quilt
- Liliana Davis**-1 Quilt
- Melissa Mattz**-2 Quilts
- Karen Hutchinson**-3 Throw Quilts
- Carol & Linda**-Baby Quilt & Basket
- Connie Mersereau**-Red, White & Black Irish Chain
- Karen Burkey**-1 Quilt
- Eva Standley**-3 Quilts & 1 Runner
- Janice Kennedy**-2 Antique Quilt & Minkee
- Chris Kerns**-Blue Irish
- Florence Patrick**-Friendship Quilters



**Bento Box
Quilt Top**

Happy Birthday

Cheryl Warstler
Nancy Fisher
Desiree D.Habicht
Lynette Harlan
Carol Poole
Janice Iwinski
Julie Moore
Arna Joan White
Janice Kennedy
Melissa Mattz
Jeanette Stamis



Tips & Tricks:

I have discovered very quickly that there is an infinite number and kind of interfacing, stabilizers, bonding materials, Quilter's Grid, etc. They are made for every kind of material. Once you have used the instructions, they get put in a drawer and then when you need it again, you can't tell by looking at it what it is, how to use it or what it does.

My solution to the problem is . . .

If it comes in a plastic package, I keep the plastic bag it came in with the instructions, fold up the leftovers and store in the bag. What about the kind that comes on a bolt? It is usually much cheaper to buy on the bolt, so I purchase more. Because that's what quilters do right? I take the empty cardboard centers from Paper Towels, Gift Wrap paper and toilet paper, roll up what I don't use and put inside the cardboard tube that fits best. I label the outside and the next time I need it, I know exactly what it is. But I am not finished yet. Most of these "On the Bolt" materials come with written instructions on plastic wrapped with it. So, I take a complete section with all the instructions on it or several sections depending on how large they are, fold in half, sew up the sides with my machine and now I have someplace to put all the left over pieces with the instructions on how to use.

Hope this will help some of you. Is my email not working? I haven't heard from many of you with those great ideas I know you have stored in your memory banks.

Karen Hundley

NEXT MEETING:

October 16th at 6:30pm. Doors open at 6pm
Janet Goeske Senior Center
5257 Sierra St., Riverside
Membership \$25.00 per year.
Non-members \$3.00 per meeting.

RAINCROSS QUILT GUILD—NOVEMBER, 2007 BLOCK OF THE MONTH

RIBBON QUILT -12 1/2" UNFINISHED—12" FINISHED - CHRISTMAS FABRIC

FABRIC: COLOR 1 - RED OR GREEN 2 - 4 7/8" SQUARES

COLOR 2 - RED OR GREEN 2 - 4 7/8" SQUARES

COLOR 3 - LIGHT (STAR)
PROVIDED 2 - 4 7/8" SQUARES
1 - 4 1/2" SQUARE

COLOR 4 - LIGHT -BACKGROUND 2 - 4 7/8" SQUARES

Place a Color 4 and a Color 1 square right sides together. Draw a diagonal line on the lighter square. Sew 1/4" on both sides of that line. Cut and true to 4 1/2" and press to the dark. Makes 2



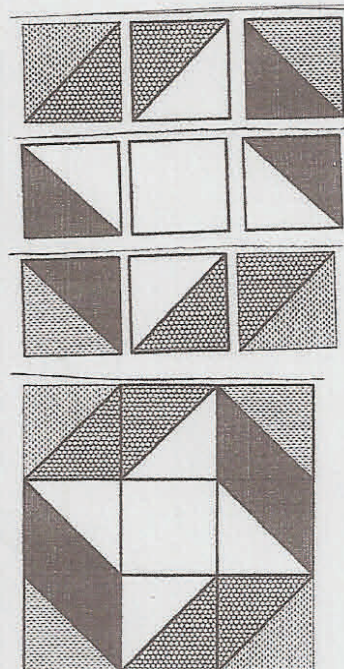
Repeat the same procedure using a combination of Color 4 and Color 2 - Makes 2
Color 3 and Color 1 - Makes 2
Color 3 and Color 2 - Makes 2

Assemble block as follows:

Row 1: Color 4/Color 1 - Color 1/Color 3 - Color 2/Color 4

Row 2: Color 2/Color 3 - Color 3 - 4 1/2" square - Color 3/Color 2

Row 3: Color 4/Color 2 - Color 1/Color 2 - Color 1/Color 3



QUESTIONS—CALL JAN COX AT (951) 687-3266

ADDITIONAL FABRIC/PATTERNS AT THE SEWING SHACK
7000 INDIANA AVE.
RIVERSIDE

CLASSIFIEDS

1 Horn Sewing/Cutting Table
With center drawer
White \$50.00 OBO
Call Trina Andrews 951-780-5917

**Place your add here*

**Free to all members, must be sewing/quilting related.*



Shop our advertisers!



Sewing Shack  

"A Fun Place to Hang Out!"

Authorized Dealer for **Baby Lock** and **Elna** Sewing Machines *
 Quality Fabrics * Threads * Notions * Machine Embroidery
 Supplies * Quilting Supplies * Classes

7000 Indiana Ave. Phone: 951-680-1SEW (951-680-1739)
 Suite 103 Fax: 951-680-1659
 Riverside, CA. 92506 E-mail: sewingshack@sewingshack.com
 Margie Snow - Owner



Affordable Quilting Services
 by Melissa
 A full time long arm service
 All work done on a
 stitch-reg. APQS Millennium
 (951) 371-4349