


Membership:

We had 60 members and 8 visitors sign in for the July meeting. **WELCOME** all! Ladies, please remember to take a minute and "X" your name on the sign-in sheet each month, and note your ZIP CODE on the appropriate page. Visitors, too, please.

Door Prizes:

Got name? Got name tag? Well, put that tag on (don't you want other members to know who you are?), put your name in the drawing.

The winners for July were Brenda Adamo, Bonnie Hale, Florence Patrick, Liliana Davis, Melissa Mattz, Jean White, Lynda Naumann. Congratulations winners!



Judy Bellos Quilt

Snacks:

The snacks are being supplied by our September, January, and May Birthday Members and anyone else that would like to bring something.

In advance, we thank you for your hospitality, and the goodies you bring! You make our meeting special!

Community Service:

We delivered 17 quilts last month to the Neonatal Intensive Care Unit, at Riverside County Regional Medical Center. They were so grateful!

Thank you all so much for your participation in Trina's Challenge.

If you are interested in helping with the binding, please contact Trina Andrews at (951) 780-5917.

Join in the fun:

Sew Night is the 1st Tuesday of the month at Fellowship Baptist Church on Arlington Avenue just west of the 91 freeway, 6—9 p.m. Everyone (even non-members) is invited. Bring any project and a dish of food to share (if you like). We sew a little, visit, laugh and eat a lot.

Show & Share

- **Linda Piraino**— 2 Wilygigs, and one Sampler
- **Angie Nudge**—6 Hour Baby Quilt, Pizzazz Kit
- **Liliana Davis**—1 Quilt and Purses
- **Jeri Read**—Baby Quilt
- **Dorothy McAtee**—Cardinal Quilt, Rail Fence for Silent Auction
- **Dawn Miller**— Oriental Fan Quilt, Floral Quilt, Scrap Quilt, and Basket from Member Class
- **Lynda Naumann**—Log Cabin
- **Melissa Mattz**—Purple Quilt
- **Katy Sanchez**—Love Bunnies 9 Patch, Flip-Flop Yellow Brick Road
- **Christine Sharp**— "Sticks" Outside the Box Quilt
- **Karen Hubbard**—Finished Sunflower Quilt
- **Rose Ornelas**— Patchwork Purse
- **Donna Zubiato**—Purse from Member Class
- **Beth Totten**—Grapes and Orange Sherbet Quilt
- **Judy Bello**—Tops and Finished Quilts
- **Barbara Moynihan**— Civil War Quilt



Dorothy McAtees
Cardinal

Happy Birthday

Gerry Steele
Gracie Mendez
Pat Hale
Lois Littlejohn-Clark
Heidi Richey



Tips & Tricks:

August and September seem to be the hottest months of the year. When I read the following tip in Fons & Porter's Love of Quilting, I just had to pass it on for those of you that perhaps do not read that magazine.

It said that while your iron is on wear a bracelet (or something) to remind yourself that you have not turned it off. This is also a good idea for a curling iron, toaster, or candles. I know that my iron and curling iron turn off automatically after a few minutes of non use. But what happens if the cat or dog accidentally knocks the iron or curling iron off their stands and it falls onto the floor and starts up again. It does not take long for heat to cause a fire to carpet, newspapers, etc. So wearing a special piece of jewelry (the uglier the better so you would not want to leave the house with it on) to remind us to turn off appliances is a great TIP.

Making coasters: I was trying to make some coasters that would not leak or transfer the cold to a table. I tried using Thermolam Plus. This did not work. I tried two layers of flannel, didn't work. Then I purchased some clear vinyl and put a layer of that between the flannel and Thermolam Plus. Still didn't work. So I found in my closet some Insul-Bright from another project. It keeps the heat and cold from coming through and damaging table tops. I have been spraying all of these with water and setting a wet glass on them to test. This is the only one that works. So, before you waste your money buying batting or anything else for your coasters, place mats, etc., go straight to the Insul-Bright. Works great!!

Karen Hundley
kbarrett-hundley@sbcglobal.net

NEXT MEETING:

September 18th at 6:30pm. Doors open at 6pm
Janet Goeske Senior Center
5257 Sierra St., Riverside
Membership \$25.00 per year.
Non-members \$3.00 per meeting.

RAINCROSS QUILT GUILD—OCTOBER, 2007 BLOCK OF THE MONTH


PINWHEEL FANCY—12 1/2" UNFINISHED—12" FINISHED – SCRAPPY

FABRIC: COLOR 1 – LIGHT	4 – 3 1/2" X 6 1/2"
	2 – 3 7/8" SQUARES
COLOR 2 – MEDIUM	4 – 3 1/2" SQUARES
COLOR 3 – DARK	2 – 3 7/8" SQUARES

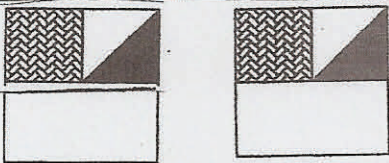
Draw a diagonal line on the Color 1—light—3 7/8" squares. Place right sides together on the Color 3—dark—3 7/8" squares. Sew 1/4" on each side of the drawn line. Cut on line and true to 3 1/2". (This will make 4 half-square triangles).



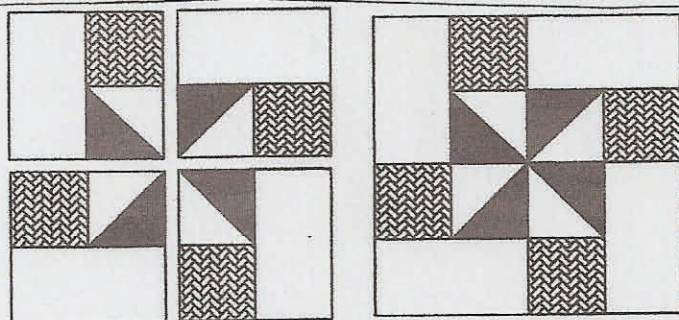
Sew the Color 2—medium—3 1/2" squares to the half-square triangles. (Makes 4 units)



Sew the above units to the Color 1—light—3 1/2" x 6 1/2". (Makes 4 units)



Assemble Block according to diagram.



QUESTIONS—CALL JAN COX AT (951) 687-3266

Quilt Challenge

Our next Guild activity will be to make a rail fence quilt. There are so many possibilities with this simple pattern, please branch out and express some creativity with this project. Use any fabrics you want. There is a minimum size of 18" x 24", but it can be as large as you want. We will share them at the guild meeting in October.

If you have any questions, please contact Christine Sharp.



Shop our advertisers!



Sewing Shack




"A Fun Place to Hang Out!"

Authorized Dealer for **Baby Lock** and **Elna** Sewing Machines *
 Quality Fabrics * Threads * Notions * Machine Embroidery
 Supplies * Quilting Supplies * Classes

7000 Indiana Ave. Phone: 951-680-1SEW (951-680-1739)
 Suite 103 Fax: 951-680-1659
 Riverside, CA. 92506 E-mail: sewingshack@sewingshack.com
 Margie Snow - Owner



Affordable Quilting Services
 by Melissa
 A full time long arm service
 All work done on a
 stitch-reg. APQS Millennium
 (951) 371-4349