



### **Membership:**

We had 65 members and 5 visitors sign in for the December meeting. **WELCOME** all! Ladies, please remember to take a minute and "X" your name on the sign-in sheet each month, and note your ZIP CODE on the appropriate page. Visitors, too, please.

### **Door Prizes:**

Got name? Got name tag? Well, put that tag on (don't you want other members to know who you are?), put your name in the drawing.

The winner for January was Angie Elliott. Congratulations Angie!


Connie Mesereau and Chris Kerns have volunteered to do the door prizes for 2007. Thank you Connie and Chris.

### **Snacks:**

The snacks are being supplied by our February Birthday Members and anyone else that would like to bring something.



**Florence Patrick  
Heart Block of the Month  
2005**



**Jackie Hansen  
Ginkos**

### **Show and Share**

**Linda Piraino** - Vintage pattern, Scottfish Stars & 3 quilts made by kids for Loma Linda Childrens Hospital

**Sharon Gross** - Whale and Dolphin Quilt

**Jackie Hansen** - Ginkos (Art Challenge)

**Florence Patrick** - 2005 Block of the month Quilt

**Karen Dunnivent** - Denim Rag Quilt

**Chris Kerns** - Original Sweatshirt

**Desiree Habicht** - Horse Quilt and Chess Pieces Quilt

**Carol Holmes** - Nine patch Community Quilt

### **Community Service:**

Donations are gladly welcomed anytime— All can be used to brighten someone's day and heart at our local hospitals.

## Quilt Challenge:

Wow! We have 40 members sign up to do the Quilt Challenge. This will be great, getting to see everyone's creativity. We will be showing the completed quilt tops at the May Meeting.

### Tips & Tricks:

Well, here we are again. Common gang, send me in your ideas.

I have tried all sorts of things to keep the thread from my bobbin and spools from coming loose, this works best for me. I take double sided Velcro. This is the velcro that if you press back to front it sticks. For bobbins I cut 1/4" wide and 2 3/4" long. This will go around the entire bobbin with any amount of thread on it. For Spools I cut 1/4" wide and 6 3/4" long. I will bring a sample for everyone, so bring a bobbin with thread on it and try it out before you purchase. Use your Joann Coupons. It runs about \$5 to \$8 a roll depending on how big a roll you get. So try mine first.

Don't forget to email me your Tips, Tricks, and Techniques.

Karen Hundley  
[kbarrett-hundley@sbcglobal.net](mailto:kbarrett-hundley@sbcglobal.net)




Sharon Gross  
Whale and Dolphin Quilt

## Happy Birthday

**Karen Dunivent**  
**Vangie Gorman**  
**Anabel Whipple**  
**Becky Killion**

**Jean Rich**  
**Debi Gneckow**  
**Carol Holmes**



## Join in the fun:

Sew Night is the 1st Wednesday of the month at Fellowship Baptist Church on Arlington Avenue just west of the 91 freeway, 6—9 p.m. Everyone (even non-members) is invited. Bring any project and a dish of food to share (if you like). We sew a little, visit, laugh and eat a lot.

## NEXT MEETING:

**February 20th at 6:30pm. Doors open at 6pm**  
**Janet Goeske Senior Center**  
**5257 Sierra St., Riverside**  
**Membership \$25.00 per year.**  
**Non-members \$3.00 per meeting.**

## Angie Nudge is our Stripper of the Month!!

Angie LOVES to quilt!! She finds it very soothing and creative. She comes from a family of talented women who sew - she thinks her mom could even whip up a wedding dress in her sleep!

Angie has been sewing since she was 6 years old and was inspired by her daughter to start quilting in 1991. She has taken a few classes, but she's pretty much a self-taught quilter. And of course, there are ALWAYS more classes she would like to take.

Angie prefers the straight-forward machine piecing when she builds her quilts, and will send the tops out to be quilted if she just doesn't have time to do them herself or if they're just too large to handle. And who has enough time to do BOTH, she asks?

Most of Angie's approximately 30 quilts were made as gifts and community service projects and are long gone. Angie's favorite quilt is one she made for a challenge, and she learned quite a few techniques from it. She says she's made too many dumb mistakes to keep track of, but that's one of the things she likes about quilting - you can't usually see them so they don't even matter!! Angie's seam ripper seems to be her Siamese twin.

Angie's Tips and Advice: When cutting pieces use rulers by the same manufacturer - mixing rulers will mean different sizes in your pieces. Change your needle at least once month - Angie picks the 1st day of every month to change it. Also, Press, Press, Press, and true up your blocks at most major stages of assembly - this will lead to true size blocks.

Angie's favorite non quilting activity is reading. And she sometimes wishes the meetings were longer - she never seems to have enough time to talk to everyone she'd like, and she wishes more people would show their work. Angie says she "really loves Show and Share - it's like our own quilt show each month. And all the members are so nice!"

**Angie's favorite Quilt  
This was a Quilt Challenge**



**Next month - let's feature YOU!!! Please email Sharon Gross at [redhatgoddess@yahoo.com](mailto:redhatgoddess@yahoo.com) with YOUR story!!!**



*Creative Hand Guided  
Longarm Quilting*

*Trina Andrews*  
951-780-5917  
[trina@thekrazyquilter.com](mailto:trina@thekrazyquilter.com)  
7782 Whitegate Ave.  
Riverside, CA 92506




Quality Longarm Machine Quilting - Custom Quilt Design - Instruction

**Lynette Harlan**  
Studio: 951-202-2091  
Home: 909-822-1687  
Email: [bluewavequilts@yahoo.com](mailto:bluewavequilts@yahoo.com) Rialto, CA



*Shop our advertisers!*



Heritage Center  
1600 E. Citrus Ave.  
Suite J  
Redlands, CA 92374

Barbara & Robert Rigdon  
Phonc: 909-389-9234  
Finest Fabrics, Threads and Yarns  
- Custom Longarm Machine Quilting -  
Fax: 909-389-9265  
[bebesfabrics@hotmail.com](mailto:bebesfabrics@hotmail.com)

Jeanette Stamis  
OWNER

Bus (951) 776-9965  
Fax (951) 780-0071

*Wee Tole-U-Sew*

Embroidery & Designs



Longarm Quilting

19810 Gustin Lane, Perris, CA 92570 [jeanettesewer@adelphia.net](mailto:jeanettesewer@adelphia.net)



CUSTOM HAND-GUIDED MACHINE QUILTING  
MACHINE EMBROIDERY • SCREENPRINTING

*Cathy Kreter*

Please call for an Appointment  
**951.789.5363**  
Riverside CA 92506  
[cjdesigns5363@sbcglobal.net](mailto:cjdesigns5363@sbcglobal.net)



**Sewing Shack**  

*"A Fun Place to Hang Out"*

Authorized Dealer for Elna and Baby Lock Sewing  
Machines \* Quality Fabrics \* Threads \* Notions \*  
Machine Embroidery Supplies \* Quilting Supplies \*  
Classes

7000 Indiana Ave.  
Suite 103  
Riverside, CA. 92506

Phone: 951-680-1SEW (951-680-1739)  
Fax: 951-680-1659  
E-mail: [sewingshack@sewingshack.com](mailto:sewingshack@sewingshack.com)  
Marge Snow - Owner

# RAINCROSS QUILT GUILD—APRIL 2007 BLOCK OF THE MONTH

## DUTCHMAN'S PUZZLE—12 1/2" UNFINISHED -- 12" FINISHED—SCRAPPY

FABRIC: FABRIC A	12 – 3 1/2" SQUARES	BACKGROUND
FABRIC B	4 – 3 1/2" X 6 1/2"	SMALL PRINT
FABRIC C	4 – 3 1/2" X 6 1/2"	FLORAL
FABRIC D	4 – 3 1/2" SQUARES	SMALL PRINT

Draw a diagonal line on wrong sides of all 3 1/2" squares (Fabric A and D).


### FLYING GEESE

Place Fabric A square on left edge of Fabric B. Sew on line. Trim and press. Place another Fabric A to the right side of the rectangle—sew on line. Trim and press. Make 4.



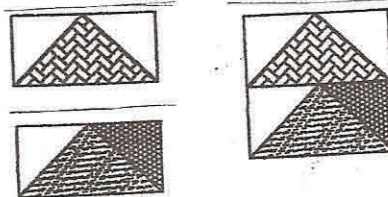
UNIT 1

Repeat the same process using Fabric A square on the left edge of Fabric C. Use Fabric D on the right side of the rectangle. Trim and press. Make 4.




UNIT 2

ASSEMBLE INTO 4 SECTIONS USING UNIT 1



UNIT 2

ASSEMBLE BLOCK:



QUESTIONS—CALL JAN COX AT (951) 687-3266

EXTRA PATTERNS ARE AVAILABLE AT THE SEWING SHACK-

7000 INDIANA AVE. RIVERSIDE, CA  
(951) 680-1739