



The Common Thread

January 2007

Vol. 12 No. 1

The Newsletter of the Raincross Quilt Guild—Riverside, CA
President—Jeri Read



A Scant Quarter—


Happy New Year! I look forward to 2007 and spending more time with all of you. We have lots of fun events planned for the year, but the most fun I have is just the atmosphere of joy that happens when we meet together. You encourage and inspire me every time! Shelley Swanland will be our featured speaker in February. She has developed a technique for constructing Cathedral Window quilts using layered piecing techniques and featuring rolled bias curves that are machine stitched. Her trunk show is awesome. She has been a guest on Simply Quilts with Alex Anderson and demonstrates her techniques at many quilt shows around California. On Saturday the 24th of February we will have a workshop with Shelley so you can create one of your very own. I will have more details at the January meeting.

I resolve (yes I made a resolution this year!) to share some finished quilts at our November meeting. I have made a list of UFO's and we'll see what happens..... I have actually finished the first one! You will just have to wait until November to see it.

*Happy Quilting,
Jeri*



*A special gift for all members in "2006"
Thank you, Raincross Quilt Guild. What a great surprise!*



Block of the Month:

This is the January Block Exchange. This sure would make a cute Valentines quilt, so don't forget to participate.

You can pick up a copy of the instructions at The Sewing Shack, 7000 Arlington Ave, Riverside.



Membership:

We had 65 members and 2 visitors sign in for the December meeting. **WELCOME** all! Ladies, please remember to take a minute and "X" your name on the sign-in sheet each month, and note your ZIP CODE on the appropriate page. Visitors, too, please.

Door Prizes:

WOW! We received so many door prizes in the month of December. Thank you Linda Adams, Carol Holmes and Mary Mertz, what an awesome job you did collecting donations all year long! Congratulations to all the December winners!

Thank you Sharon Gross for donating the John Flynn frame that Judy Bello won!

Thank you Dorothy McAtee for your donations at the December Meeting.

Snacks:

The snacks are being supplied by our January Birthday Members.

In advance, we thank you for your hospitality and the goodies you bring! You make our meeting special!



Dorothy McAtee's "Do not open until Christmas"



Jeri Read's Quilted Pillow

- ★ ★ ★ ★ ★ ★ ★
- ★ *Show and Share* ★
- ★ **Lynn Cashman** – *Christmas Tree Skirt, Log Cabin* ★
 - ★ **Jan Cox & Florence Patrick** – *Grandmothers Garden, Christmas Challenge, 13 Charity Bags* ★
 - ★ **Beth Totten** – *Rob Pete* ★
 - ★ **Becky Killion** – *Ribbons & Stars* ★
 - ★ **Dorothy McAtee** – *Do Not Open Until Christmas* ★
 - ★ **Janice Kennedy** – *Warm & Furry Kitty's* ★
 - ★ **Jackie Hansen** – *Mums alternative Kumiko Sudo Design, BQ (Resized to 9" Blocks)* ★
 - ★ **Donna Zubiate** – *Great Grandson's Transportation Quilt, Crazy Hearts* ★
 - ★ **Katy M. Sanchez** – *Precious Moments, Crazy Quilts* ★
 - ★ **Alice Jones** – *2 Quilts* ★
 - ★ **Jeri Read** – *Quilted Pillow Top* ★
- ★ ★ ★ ★ ★ ★ ★

Community Service:

Donations are gladly welcomed anytime— All can be used to brighten someone's day and heart at our local hospitals.

Just a Reminder:

If you are interested in participating in the Quilt Challenge with Christine Sharp, she is still taking sign-ups. This will be lots of fun!

Tips & Tricks:

This is the first column for Tips N Tricks/Techniques. I asked if we could do a column in hopes that a lot of you probably have great Tips N Tricks/Techniques that maybe only you use but others would benefit from. Please email me with yours no matter how small. You can bet that if it helped you it will surely help someone else.

Seeing as I asked for this, I will begin with something that I do and have found most helpful. I can't tell you how many times I have gone to a quilt show, quilt shop or any place that sells books and found myself wondering if I already had that book. So this is how I solved the problem.

I have an address book that fits nicely in my purse. I have gone through my entire collection of quilt books and put them in the address book by name. I also list under the name who wrote the book. Then if I find a book I would like to buy, I get out the address book and look up the name to see if I already have it. Maybe some of you have a better memory than I do, but this works for me.

That's it for this month. Please don't forget to email your ideas and we will get them into one of our newsletters.

Karen Hundley
kbarrett-hundley@sbcglobal.net



Snowman Block Exchange
 "How Cute"

Happy Birthday

Jan Sanborn Mills
 Bonnie Hale
 Susan Miller
 Dale Burrows
 Rose Ornelas



Join in the fun:

Sew Night is the 1st Wednesday of the month at Fellowship Baptist Church on Arlington Avenue just west of the 91 freeway, 6—9 p.m. Everyone (even non-members) is invited. Bring any project and a dish of food to share (if you like). We sew a little, visit, laugh and eat a lot.

NEXT MEETING:

January 16th at 6:30pm. Doors open at 6pm
 Janet Goeske Senior Center
 5257 Sierra St., Riverside
 Membership \$25.00 per year.
 Non-members \$3.00 per meeting.

Jeanette Stamis
Owner

Bus (951) 776-9965
Fax (951) 780-0071

Wee Tole-U-Sew



Embroidery & Designs
&
Longarm Quilting


19810 Gustin Lane Perris CA 92570



Blue Wave Quilts
Quality Longarm Machine Quilting - Custom Quilt Design - Instruction

Lynette Harlan

Studio: 951-202-2091
Home: 909-822-1687
Email: bluewavequilts@yahoo.com Rialto, CA



LIBERTY QUILTING COMPANY
Melissa Mattz, Owner
fabrics, Classes & Books, Etc.
343 6th Street Suite I
Norco, CA 92860 951-734-5526
Call for hours and details!

Shop our advertisers!




Heritage Center
1600 E. Citrus Ave.
Suite J
Redlands, CA 92374

Barbara & Robert Rigdon
Phone: 909-389-9234
Fax: 909-389-9265
bebesfabrics@hotmail.com

Unique Supplies for the
Quilt and Needlework
Artist

Finest Fabrics, Threads and Yarns
- Custom Longarm Machine Quilting -



*Creative Hand Guided
Longarm Quilting*

Trina Andrews
951-780-5917
trina@thecrazyquilter.com
7732 Whitegate Ave.
Riverside, CA 92506



Sewing Shack elna
SWISS DESIGN
"A Fun Place to Hang Out"

Authorized Dealer for Elna Sewing Machines * Machine
Repairs for most Makes & Models * Quality Fabrics *
Threads * Notions * Machine Embroidery Supplies *
Sewing & Quilting Supplies * Classes for all ages

7000 Indiana Ave. Phone: 951-680-1SEW (951-680-1739)
Suite 103 Fax: 951-680-1659
Riverside, CA. 92506 E-mail: sewingshack@earthlink.net
Owners: Susan Ewing and Margie Snow



CUSTOM HAND-GUIDED MACHINE QUILTING
MACHINE EMBROIDERY • SCREENPRINTING

Cathy Kreter

Please call for an Appointment
951.789.5363
Riverside CA 92506
cjdesigns5363@sbcglobal.net

Meet the Stripper⁵

New in 2007 A STRIPPER OF THE MONTH column in THE COMMON THREAD, which will depend on member participation -- from YOU!!

Please send me an email with lots of information about you, which I'll put into a short story (and maybe a photo if the new editor can include it.)

Some ideas (and feel free to add anything else you can think of):

How long have you belonged to Raincross Quilt guild. Member of any other guilds also??

What do you want to share with the guild? You can also include family, friend or pet information.

Do you have a favorite quilting story (or favorite OTHER story) you'd like to share?

How long have you been sewing and quilting?

Who or what inspired you to start quilting?

Do you have a family quilting history?

Are you a self-taught quilter? Take lessons or classes?

Do you prefer paper piecing or stripping?

Do you hand or machine stitch?

Do you hand quilt, machine quilt, or send your quilt tops out to a professional?

How many quilts have you made?

Where are your quilts now?

What is your very favorite quilt that you -- or someone else -- made? Can you send a photo??

My Biggest OOPS!!! What dumb sewing mistakes have you made?

Any advice or hints or really cool things you've learned you'd like to share?

What are your favorite (believe it or not) NON-quilting activities?

Anything new or different that you'd like to see happen at our monthly meetings?

What do you REALLY love about our meetings and members?

Email me at redhatgoddess@yahoo.com with YOUR answers!!

***Please put "Raincross Quilt Guild" in the subject line ***

NOW ---- let's go stripping!!!

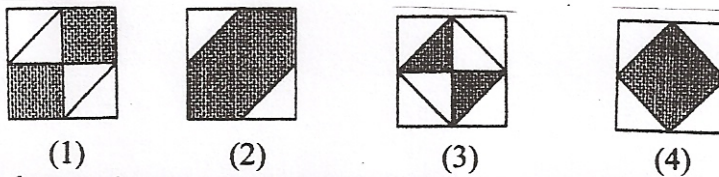
Sharon Cross

RAINCROSS QUILT GUILD— FEBRUARY 2007--BLOCK OF THE MONTH

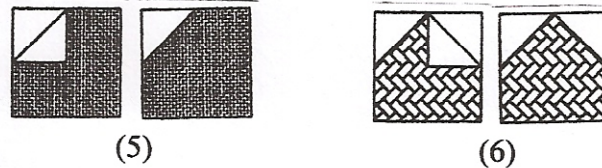
CALIFORNIA—12" FINISHED—SCRAPPY

FABRIC: BACKGROUND	16 – 2 1/2" SQUARES
COLOR 1	5 – 4 1/2" SQUARES
COLOR 2	4 – 4 1/2" SQUARES

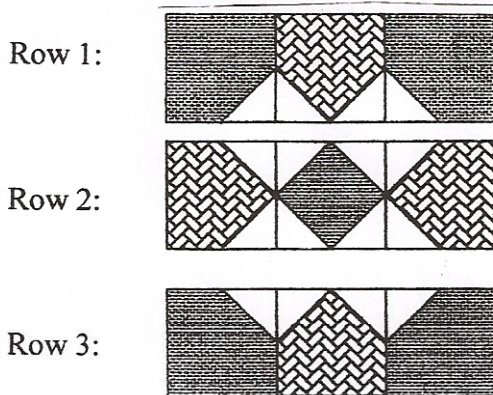
Draw a diagonal line on all 16 background squares. Place a background square on a corner of a Color 1- 4 1/2" square (1). Sew on the line. Place another background square on opposite side of this square (2). Sew. Trim and press to the outside. Repeat the same procedure on the remaining two corners (3). Press this to the center square (4).




Place a background square on the upper left corner on top of remaining Color 1 – 4 1/2" squares and Color 2 - 4 1/2" squares. Sew on diagonal line (5). Trim and press. Repeat the same procedure on the upper right corner (6) of Color 2.



ASSEMBLE BLOCK:



Press rows in opposite directions. Sew rows together



QUESTIONS—CALL JAN COX AT (951) 687-3266

EXTRA PATTERNS ARE AVAILABLE AT THE SEWING SHACK-
 7000 INDIANA AVE. RIVERSIDE, CA
 (951) 680-1739