

GENERAL NOTES

1. THE GENERAL CONTRACTOR AND ALL BIDDING SUBCONTRACTORS SHALL HAVE VISITED THE SITE TO REVIEW EXISTING CONDITIONS PRIOR TO SUBMITTING THEIR BID FOR CONSTRUCTION. THIS ON-SITE REVIEW, AMONG OTHER THINGS, SHALL ENTAIL AN INVESTIGATION OF EXISTING ITEMS IN SO FAR AS THEY CONNECT TO, INTER-RELATE WITH, OR AFFECT PROPOSED NEW WORK SHOWN ON THE CONSTRUCTION DOCUMENTS. RECOGNITION OF ANY CONFLICT BETWEEN THE EXISTING CONDITIONS AND THE CONSTRUCTION DOCUMENTS SHALL BE ACCOUNTED FOR IN THE BIDS SUBMITTED FOR THE WORK AND SHALL BE ITEMIZED IN THE BID SUBMITTAL. NO EXTRA MONIES SHALL BE AWARDED AFTER THE CONTRACT FOR CONSTRUCTION IS EXECUTED FOR ANY ITEMS WHICH SHOULD HAVE BEEN DISCERNIBLE DURING SUCH ON-SITE REVIEW.

2. GC MUST BE AWARE OF ANY LANDLORD CRITERIA AND BUILDING STANDARD FINISHES WHICH AFFECT CONSTRUCTION TIME, MEANS, METHODS, ETC. PRIOR TO SUBMITTING BID FOR WORK.

3. DO NOT SCALE DRAWINGS. IF DIMENSIONS ARE IN QUESTION, THE GENERAL CONTRACTOR SHALL BE RESPONSIBLE FOR OBTAINING WRITTEN CLARIFICATION FROM THE ARCHITECT BEFORE CONTINUING WITH THE CONSTRUCTION.

4. THE CONTRACTOR SHALL NOTIFY THE ARCHITECT IMMEDIATELY IF ANY WORK INDICATED IN THE CONTRACT DOCUMENTS CANNOT BE PERFORMED DUE TO EXISTING FIELD CONDITIONS.

5. ALL SUBCONTRACTORS SHALL REMOVE THEIR TRASH ON A DAILY BASIS TO THE CONSTRUCTION DUMPSTER PROVIDED BY THE GENERAL CONTRACTOR.

6. INTERIOR PARTITIONS TO BE 25 GA 3 5/8" METAL STUDS (6" AT PLUMBING CHASE) AT 16" O.C. METAL CORNER BEADING SHALL BE USED AT GYP. BD. WHERE APPLICABLE. INSTALL SOLID BLOCKING (NON-COMBUSTIBLE IF REQUIRED BY CODE OR LOCAL JURISDICTIONS) AS REQUIRED IN ALL WALLS TO RECEIVE CABINETS, FIXTURES, SHELVING, SINKS, GRAB BARS, TV STANDS OR ANY OTHER PLACE WHERE A LOAD IS TO BE ATTACHED TO THE WALL. PROVIDE SOUND ATTENUATION BLANKETS FULL HEIGHT AT ALL TOILET WALLS AND WHEREVER ELSE SHOWN ON DRAWINGS.

7. CEILING SUSPENSION SYSTEM TO BE CONNECTED TO STRUCTURAL FRAMING OR ADDITIONAL SUPPORTS ABOVE. DO NOT ATTACH TO UNDERSIDE OF ROOF DECK.

8. THE G.C. IS TO BE RESPONSIBLE FOR PROVIDING ALL NECESSARY BRACING TO STRUCTURE, WHETHER NOTED OR NOT ON THESE DRAWINGS.

9. THE G.C. TO PROVIDE TENANT WITH ORIGINAL WARRANTY DOCUMENTS ON ALL OPERABLE ITEMS INCLUDING A/C SYSTEM, EXHAUST AND VENT FANS, WATER HEATER, ETC. ALSO ENSURE THAT ALL SYSTEMS - MECHANICAL, ELECTRICAL, LIGHTING, PLUMBING ETC. ARE IN PROPER WORKING ORDER BEFORE TURNING OVER SPACE.

10. CONTRACTOR SHALL VERIFY ALL EXISTING CONDITIONS AND DIMENSIONS.

11. INSTALL 10LB ABC UL RATED FIRE EXTINGUISHER IN QUANTITIES AND AT LOCATIONS AS DIRECTED BY FIRE MARSHAL.

12. CASEWORK DIMENSIONS SHALL BE FIELD VERIFIED PRIOR TO FABRICATION AND INSTALLATION, BY PROVISION OF SHOP DRAWINGS.

13. NOT USED

14. GENERAL CONTRACTOR TO ENSURE THAT ALL SCHEDULED VINYL BASE MATERIAL IS TO BE PROVIDED IN CONTINUOUS ROLLS.

15. ALL INTERIOR PARTITION DIMENSIONS ARE TO FACE OF GYP. BD. UNLESS NOTED OTHERWISE. ALL EXTERIOR WALL DIMENSIONS ARE TO FACE OF STUD UNLESS NOTED OTHERWISE.

16. SEAL ALL PENETRATIONS OF FIRE RATED WALL ASSEMBLIES, IF APPLICABLE, IN ACCORDANCE WITH UL FIRE-RATED PENETRATION DETAILS.

17. ALL CONSTRUCTION SHALL COMPLY WITH ALL LOCAL CODES AND RESTRICTIONS.

18. PROVIDE COMPLETE OPERATING SYSTEMS, INCLUDING ITEMS (INSTALLATION) NOT NECESSARILY SPECIFIED OR SHOWN IN THESE DOCUMENTS, BUT THAT CAN BE REASONABLY INFERRED AS BEING NECESSARY.

19. THE G.C. SHALL PROVIDE SUBMITTALS TO DESIGNER PRIOR TO PROCEEDING. SUBMITTALS TO INCLUDE, BUT NOT LIMITED TO: MILLWORK, PAINT, FLOORING, HARDWARE, WALLCOVERING, FIXTURES, ACCESSORIES, AND MEP DEVICES

COOK CHILDREN'S MEDICAL OFFICE

NORTH BOUND FARM ROAD 731, SOUTH OF STATE HIGHWAY 174 BURLESON, TX

SCOPE OF WORK

SHELL BUILDINGS

BUILDING DATA:

LEASE AREA: 7199 S.F.
 CONSTRUCTION TYPE: VB
 OCCUPANCY TYPE: B
 OCCUPANCY LOAD: 72
 SPRINKLERED: NO

BUILDING CODES:

BUILDING CODE IBC 2003
 MECHANICAL CODE IMC 2003
 PLUMBING CODE IPC 2003
 FUEL-GAS CODE IFGC 2003
 ELECTRICAL CODE NEC 2002
 FIRE/LIFE SAFETY IFC 2003
 ENERGY CODE IEC 2003
 ACCESSIBILITY CODE TEXAS ACCESSIBILITY STANDARDS

REGULATORY AUTHORITIES:

CITY OF BURLESON
 BUILDING DEPT.
 141 W. RENFRO ST.
 BURLESON, TX
 PH: 817-447-5400

ARCHITECT:

LINEAR! ARCHITECTURE
 CONTACT: CHRIS POLLER
 8600 FREEPORT PKWY SUITE 310
 IRVING, TEXAS 75063
 PH : 972.929.9226
 FAX: 972.929.9061

MEP:

JIM PURDY & ASSOCIATES
 14850 MONTFORT, SUITE 250
 DALLAS, TX 75254
 CONTACT: MARK SWANSON
 PH: 817-556-0986

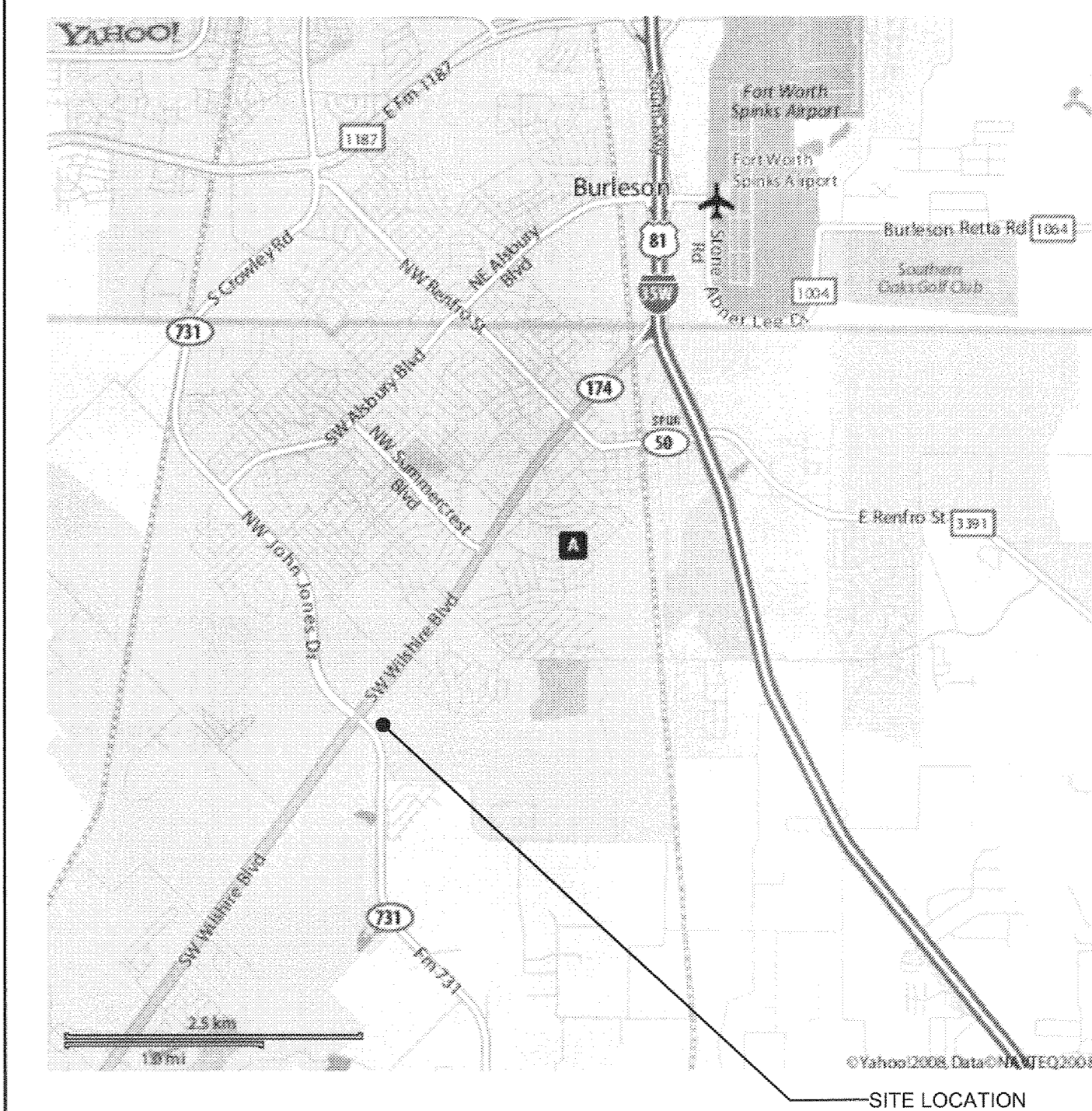
STRUCTURAL:

MICHAEL LEA ENTERPRISES
 CONTACT: MICHAEL LEA
 4734 HIGHWAY 377 SOUTH
 SUITE 2
 FORT WORTH, TX 76116
 PH: 817.244.2187
 FAX: 817.244.1609

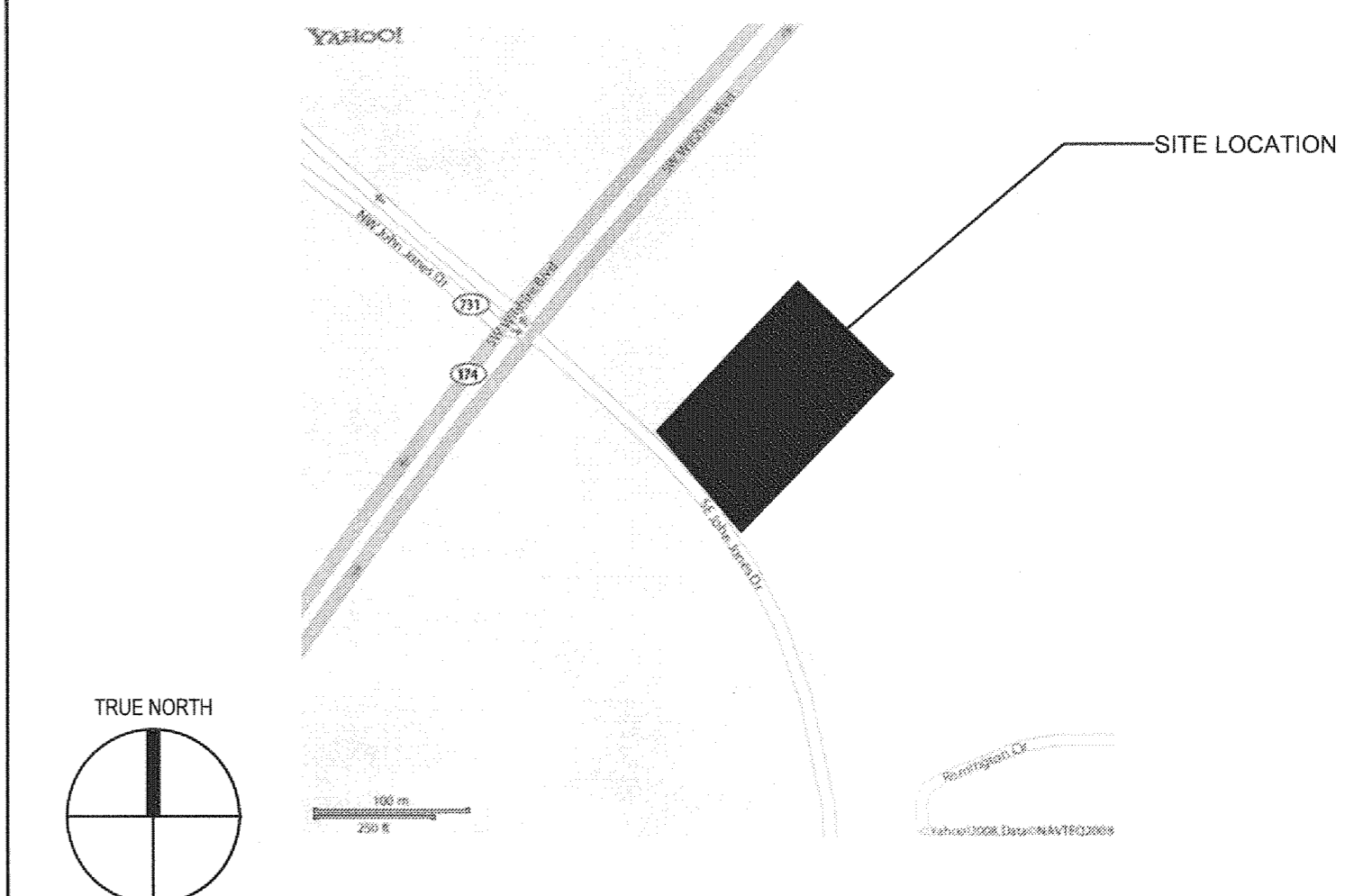
INDEX OF DRAWINGS

CS	COVER SHEET & GENERAL NOTES
S0.1	STRUCTURAL GENERAL NOTES
S1.1	STRUCTURAL FOUNDATION PLAN
S2.1	STRUCTURAL FRAMING PLAN
S3.0	STRUCTURAL FRAMING DETAILS
A1.0	SITE PLAN
A2.0	CONSTRUCTION PLAN
A2.1	REFLECTED CEILING PLAN
A2.2	ROOF PLAN
A3.0	EXTERIOR ELEVATIONS
A4.0	FINISH FLOOR PLAN
A4.1	DOOR & WINDOW SCHEDULE
A5.0	BUILDING SECTIONS
A5.1	WALL SECTIONS & DETAILS
A6.0	INTERIOR ELEVATIONS
A6.1	INTERIOR ELEVATIONS
A7.0	ACCESSIBILITY REQUIREMENTS
M1	MECHANICAL PLAN AND DETAILS
E1	LIGHTING PLAN AND NOTES
E2	POWER PLAN AND NOTES
E3	ELECTRICAL DETAILS
P1	WASTE AND VENT PIPING PLAN
P2	WATER SERVICE PLAN AND NOTES
P3	PLUMBING DETAILS
EC1	ENERGY CODE COMPLIANCE DOCUMENTS
MEP1	MEP SPECIFICATIONS.


LOCATION MAP



VICINITY MAP



CONTRACTOR SHALL VERIFY ALL DIMENSIONS AT THE JOB SITE AND NOTIFY THE ARCHITECTS OF ANY DIMENSIONAL ERRORS, OMISSIONS OR DISCREPANCIES BEFORE BEGINNING OR FABRICATING ANY WORK
 DO NOT SCALE DRAWINGS



Linear!
 the architecture of Kerner Brundige and Young
 8600 Freeport Pkwy, Ste. 310
 Irving, TX 75063
 Phone: 972.929.9226
 Fax: 972.929.9061
 info@linear-architecture.com

**COOK CHILDREN'S
 PRIMARY CARE CLINIC**
 BURLESON, TX

JOB NUMBER
09.016

SHEET TITLE
COVER SHEET

SHEET NUMBER

CS
 DATE OF ORIGINAL ISSUE
 © MARCH 16, 2009

BY _____
 DATE _____
 REVISIONS _____