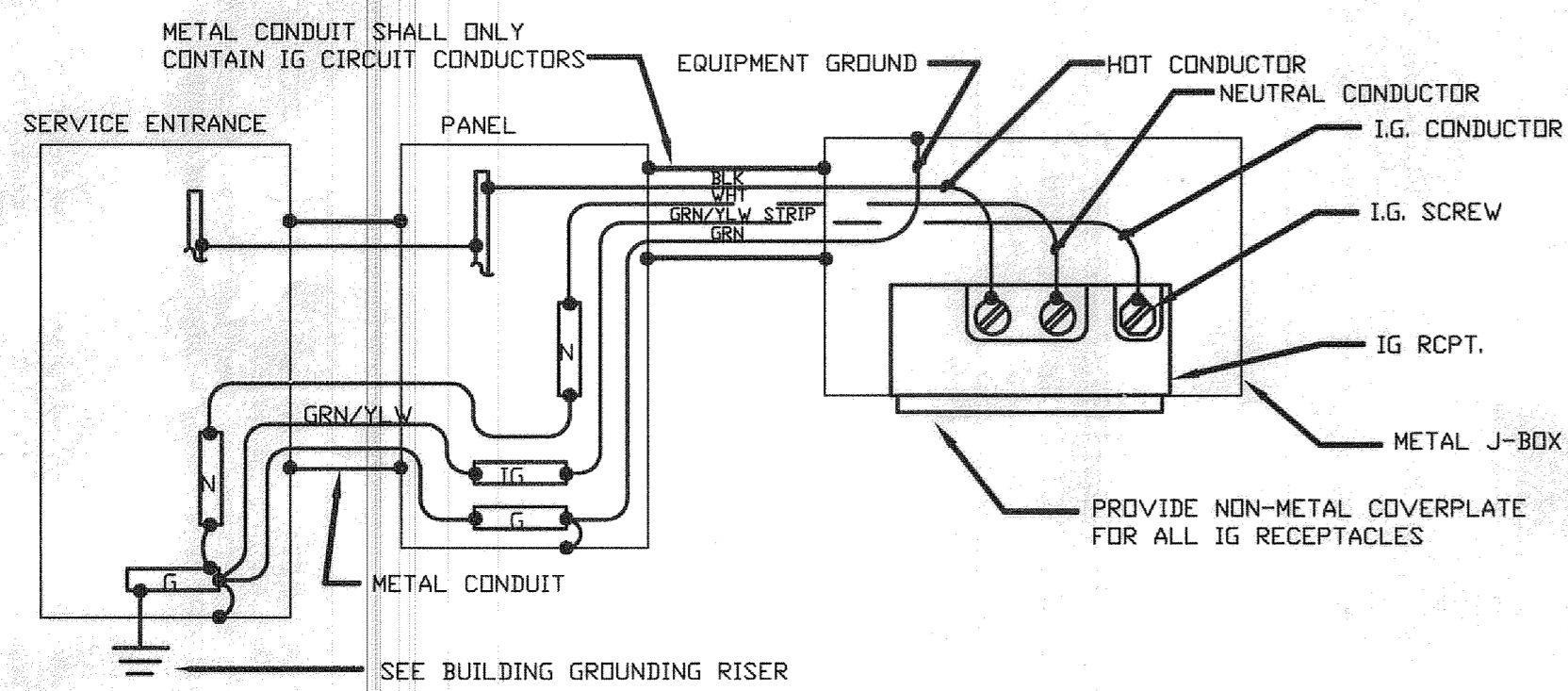


## NOTES BY SYMBOL

- 1 LOCATION OF NEW ELECTRICAL PANELS. WALL SHALL BE FURRED OUT AS NECESSARY TO ACCOMMODATE RECESSED ELECTRICAL PANELS. ALL CIRCUITS SHALL BE CLEARLY AND PERMANENTLY LABELED. IF EXPOSED TO VIEW OF CLINIC, PANELS SHALL BE PAINTED TO MATCH WALLS, WHERE PERMITTED BY CODE.
- 2 DISCONNECTS ABOVE CEILING FOR AHU AND AHU HEATERS (WHERE APPLICABLE). REFER TO AHU SCHEDULE, SHEET M2, FOR DISCONNECT SIZE, OR USE THE STANDARD DISCONNECT SIZE LARGER THAN OR EQUAL TO THE BREAKER SIZE.
- 3 AHU MAINTENANCE RECEPTACLE, TO BE MOUNTED ABOVE CEILING SPACE IN SERVICE CLEARANCE.
- 4 PROVIDE 60A, 3-PHASE DISCONNECT FOR WATER HEATER POWER SUPPLY.
- 5 PROVIDE AN ELECTRIC STRIKE FOR DOOR RELEASE AND RELAYS TO JUNCTION BOXES AS INDICATED FOR REMOTE RELEASE (FOR INCOMING PATIENTS). COORDINATE W/OWNER.
- 6 REFRIGERATION SYSTEMS SHALL BE ROUTED THROUGH ALARM SYSTEM. COORDINATE LOCATION AND TYPE OF ALARM SYSTEM W/OWNER.
- 7 INSTALL 3/4" PLYWOOD BOARD PAINTED TO MATCH WALL FOR TELEPHONE BOARDS. INSTALL 1 DEDICATED ISOLATED GROUND OUTLET ON THE TELEPHONE BOARD. PROVIDE TWO 3" CONDUITS THROUGH THE GYPSUM BOARD CEILING.
- 8 PROVIDE JUNCTION BOX AT 60" (CENTER ABOVE LIGHT SWITCH) WITH COVER PLATE. INSTALL 1" CONDUIT WITHIN WALL, WITH FULL STRING, FROM JUNCTION BOX UP THROUGH WALL AND STUB CONDUIT OUT ABOVE CEILING SPACE FOR CONNECTION OF 4-STATION CALL LIGHT BY INTERCOM, INC. CONFIRM REQUIREMENTS OF FINAL LIGHT SYSTEM INSTALLATION WITH MARK DUNCAN (682) 885-1891.
- 9 LOCATION OF DVD PLAYER. COORDINATE WITH OWNER.
- 10 PROVIDE JUNCTION BOXES WITH CONDUIT WITH COAXIAL CABLE WITHIN FROM DVD PLAYER TO TV LOCATIONS.



## NOTES

- 1 EACH STATION AND PRINTER SHALL HAVE ITS OWN CIRCUIT
- 2 ISOLATED GROUND INSTALLATION SHALL COMPLY WITH CONDUITS FROM OUTLET TO ELECTRICAL PANEL.
- 3 EACH CIRCUIT SHALL HAVE ITS OWN ISOLATED NEC 250-146(d).
- 4 ENTIRE GROUNDING SYSTEM SHALL COMPLY WITH EQUIPMENT GROUNDING CONDUCTOR.
- 5 EACH IG CIRCUIT SHALL HAVE MAX. OF (3) STATION OR PRINTER. THE BRANCH BREAKER MAY ONLY MEET AT BREAKER TERMINAL IN PANEL.
- 6 USE MINIMUM #10 AWG FOR ALL PDS WIRING UNDER 200 FEET. USE #8 AWG FOR OVER 200 FEET.

## 2 IG CIRCUIT DETAIL SCALE: NO SCALE

### ELECTRICAL SYMBOLS

⊛	RECEPTACLE/DUPLEX, +18" AFF (OR AS INDICATED)
⊙	'CLOCK' TYPE SIMPLEX RECEPTACLE
⊕	RECEPTACLE/QUAD, +18" AFF
VP	WEATHERPROOF DEVICE
GFI	GROUND FAULT CIRCUIT INTERRUPTING DEVICE, +42" AFF
⊙	3/4" CONDUIT WITH PULLCORD TO ABOVE CEILING FROM J-BOX
⊙	FLOOR MOUNTED RECEPTACLE
▽	SINGLE TELEPHONE OUTLET
▽	DUPLEX TELEPHONE OUTLET (VOICE & DATA)
▽	DEDICATED DATA OUTLET FOR COMPUTERS WITH 3/4" CONDUIT WITH PULLCORD TO ABOVE CEILING
□	DISCONNECT SWITCH

### ELECTRICAL - COMMUNICATION LEGEND

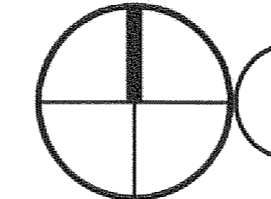
NOTE: ALL LOCATIONS TO BE FIELD VERIFIED PRIOR TO INSTALLATION.

⊙	THERMOSTAT W/COVER	⊙	DUPLEX OUTLET	4-D	4-PLEX OUTLET DEDICATED CIRCUIT
⊙	TIME CLOCK	B	DUPLEX OUTLET ABOVE CABINET	GFI-B	GROUND FAULT OUTLET ABOVE CABINET
⊙	ALARM	D	DUPLEX OUTLET DEDICATED CIRCUIT	GFI-D	GROUND FAULT OUTLET DEDICATED CIRCUIT
⊙	SBC ENTRY	4	4-PLEX OUTLET	4-D(A)	4-PLEX OUTLET DEDICATED CIRCUIT AT 6'-0" AFF
▽	FAX OUTLET	GFI	GROUND FAULT OUTLET	GFI/VP	GROUND FAULT OUTLET/WEATHERPROOF
▽	TELEPHONE/DATA OUTLET	4-B	4-PLEX OUTLET ABOVE COUNTER	4-GFI/VP	4-PLEX OUTLET GROUND FAULT/WEATHERPROOF
▽	WALL PHONE				
⊙	CREDIT CARD				
+	TELEVISION CABLE/ANTENNA				

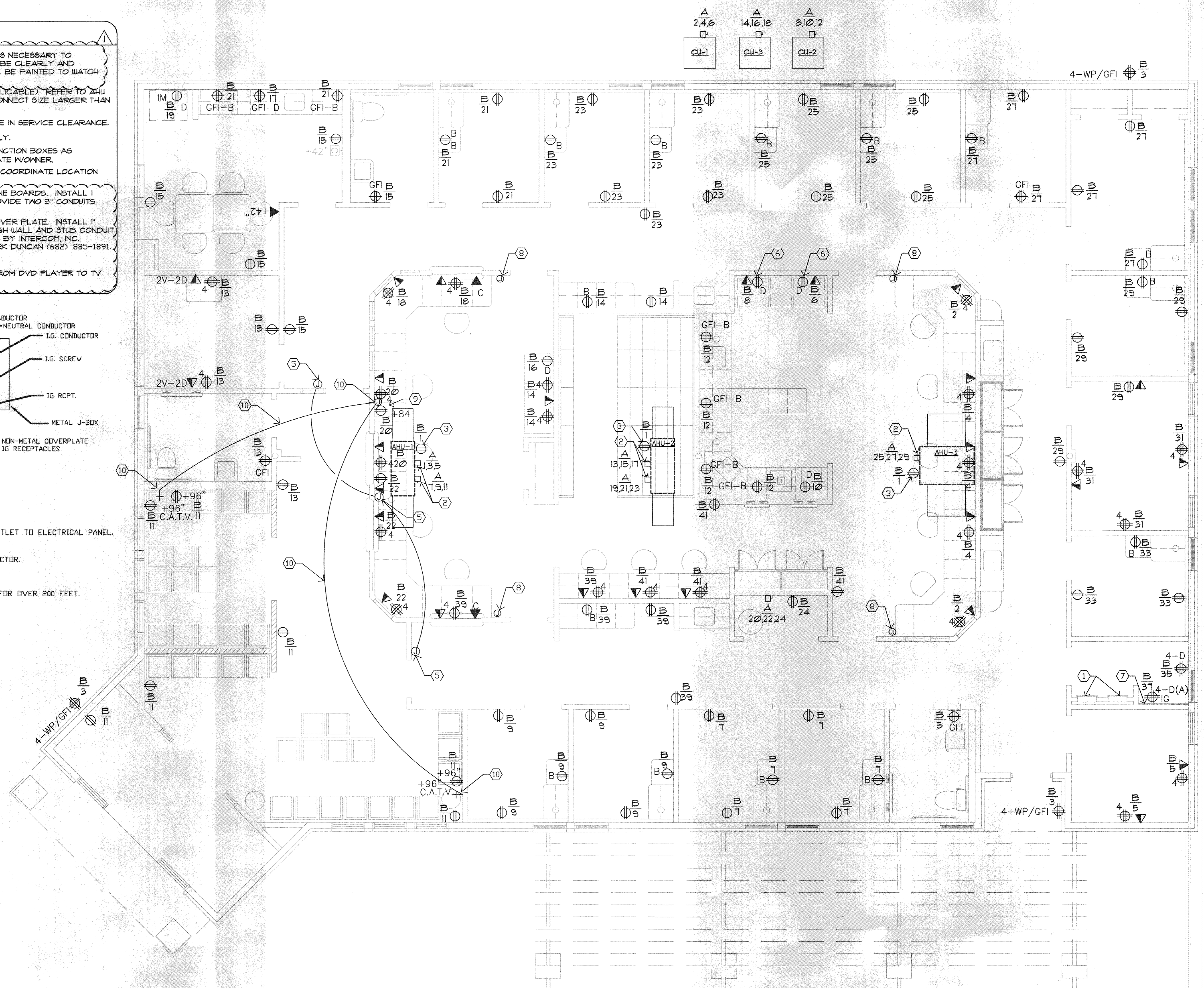
### GENERAL NOTES:

- 1 PROVIDE AND INSTALL LEVITON DECORA PADDLE-TYPE LIGHT SWITCHES MATCHING LEVITON OUTLET AND PLATE COVERS.
- 2 REFER TO SHEET E3.0 FOR THE ONE-LINE RISER DIAGRAM FOR INFORMATION ON EXISTING CONDENSING UNITS, AIR HANDLER UNITS, PHONE BOARD AND ELECTRICAL PANEL LOCATIONS IN 2ND FLOOR/ATTIC SPACE.

PLAN NORTH




## 1 POWER PLAN AND NOTES SCALE: 1/4" = 1'-0"



01-24-06 OWNER REVISIONS

NO. 1

CONTRACTOR SHALL VERIFY ALL DIMENSIONS AT THE JOB SITE AND NOTIFY THE ARCHITECTS OF ANY DIMENSIONAL ERRORS, OMISSIONS OR DISCREPANCIES BEFORE BEGINNING OR FABRICATING ANY WORK  
DO NOT SCALE DRAWINGS



*linear!*  
the architecture of Kemyery Brundage and Young  
5005 W Royal Lane Suite 144  
Irving, TX 75063  
Phone: 972.929.9226  
Fax: 972.929.9061  
info@lineararchitecture.com

**COOK CHILDREN'S  
PRIMARY CARE CLINIC**  
FT. WORTH, TX

JOB NUMBER  
**07.210**

SHEET TITLE  
**POWER  
PLAN AND  
NOTES**  
SHEET NUMBER

**E2**

DATE OF ORIGINAL ISSUE  
29 NOVEMBER 2007