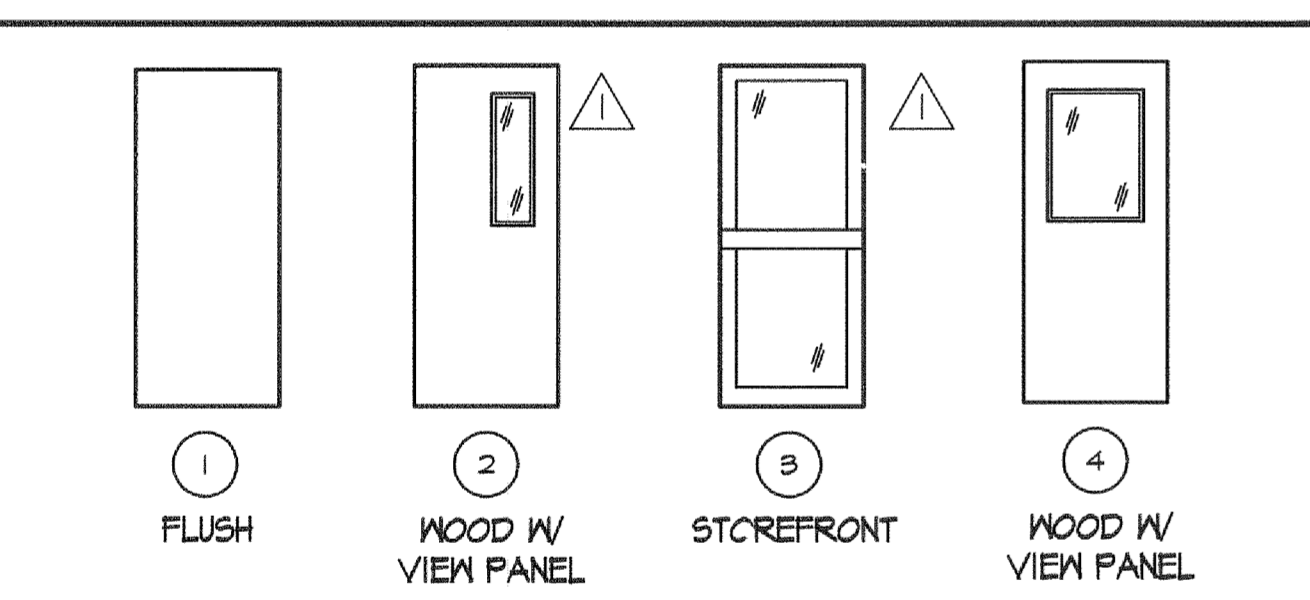


**DOOR SCHEDULE**

DOOR NUMBER	DOOR SIZE	THICKNESS	DOOR				FRAME				DOOR TYPE	HARDWARE	NOTES
			A	B	C	D	1	2	3	4			
101	PR. EXISTING	--	A							3	6	A, D	
102	PR. 3'-0"x7'-0"	1 3/4"	A							3	1		
103 A	3'-0"x7'-0"	1 3/4"	B							4	3		
103 B	3'-0"x7'-0"	1 3/4"	B							4	3		
104	PR. 1'-6"x7'-0"	1 3/4"	C							1	3		
105 A	3'-0"x7'-0"	1 3/4"	B							4	3		
105 B	3'-0"x7'-0"	1 3/4"	B							4	3		
109	PR. 3'-0"x7'-0"	1 3/4"	C							1	1		
111	3'-0"x7'-0"	1 3/4"	B							2	7	F	
112	3'-0"x7'-0"	1 3/4"	C							1	3		
113	3'-0"x7'-0"	1 3/4"	C							1	3		
114	3'-0"x7'-0"	1 3/4"	C							1	3		
115	3'-0"x7'-0"	1 3/4"	C							1	3		
116	3'-0"x7'-0"	1 3/4"	C							1	5		
117	3'-0"x7'-0"	1 3/4"	C							1	1		
118	3'-0"x7'-0"	1 3/4"	C							1	1		
119	3'-0"x7'-0"	1 3/4"	C							1	3		
120	3'-0"x7'-0"	1 3/4"	C							1	1		
121	EXISTING	--	D							1	4	A, D	
122	3'-0"x7'-0"	1 3/4"	C							1	9		
123	3'-0"x7'-0"	1 3/4"	C							1	3		
124	PR. 1'-6"x7'-0"	1 3/4"	C							1	3		
125	PR. 1'-6"x7'-0"	1 3/4"	C							1	3		
126	3'-0"x7'-0"	1 3/4"	C							1	3		
127	3'-0"x7'-0"	1 3/4"	C							1	3		
129	3'-0"x7'-0"	1 3/4"	C							1	3		
130	3'-0"x7'-0"	1 3/4"	C							1	3		
131	3'-0"x7'-0"	1 3/4"	C							1	3		
132	3'-0"x7'-0"	1 3/4"	C							1	3		
133	3'-0"x7'-0"	1 3/4"	C							1	3		
134	3'-0"x7'-0"	1 3/4"	C							1	3		
135	3'-0"x7'-0"	1 3/4"	C							1	3		
136	3'-0"x7'-0"	1 3/4"	C							1	3		
137	3'-0"x7'-0"	1 3/4"	C							2	7	F	
138	3'-0"x7'-0"	1 3/4"	C							1	3		
139	3'-0"x7'-0"	1 3/4"	C							1	3		
140	3'-0"x7'-0"	1 3/4"	C							1	3		
141	3'-0"x7'-0"	1 3/4"	C							1	3		
142	3'-0"x7'-0"	1 3/4"	C							1	3		
143	3'-0"x7'-0"	1 3/4"	C							1	3		
144	3'-0"x7'-0"	1 3/4"	C							1	3		
145	3'-0"x7'-0"	1 3/4"	C							1	3		
146	3'-0"x7'-0"	1 3/4"	C							2	7	F	
147	3'-0"x7'-0"	1 3/4"	C							1	1		
148	3'-0"x7'-0"	1 3/4"	C							1	5		

**DOOR TYPES**



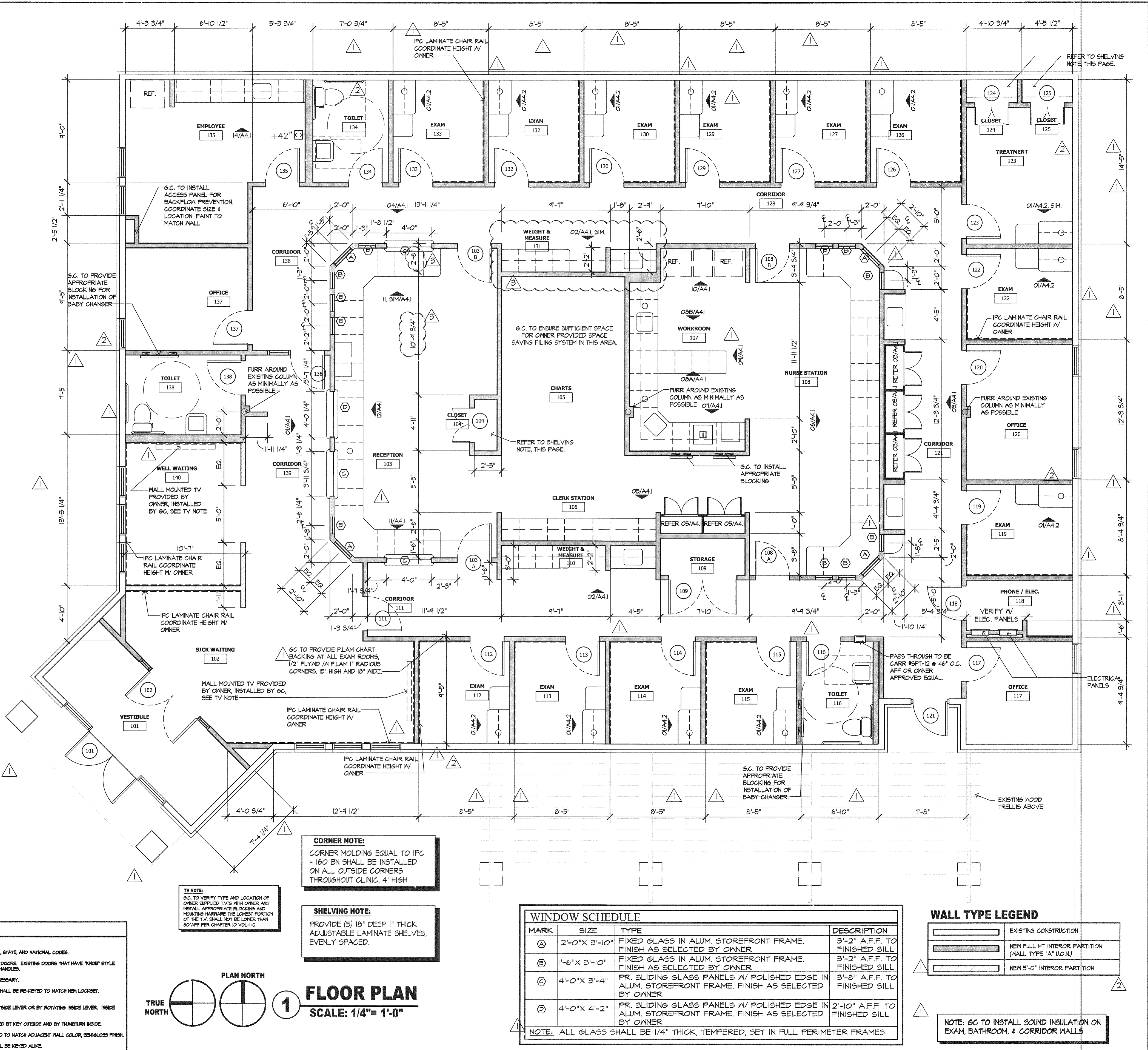
**HARDWARE**

SET	QTY	UNIT	DESCRIPTION	SET	QTY	UNIT	DESCRIPTION	SET	QTY	UNIT	DESCRIPTION
SET 1	1	EA	LOCK SET	SET 2	1	EA	PRIVACY LOCK SET	SET 3	1	EA	LATCHSET
1 1/2	PR	BUTTS		1 1/2	PR	BUTTS		1 1/2	PR	BUTTS	
3	EA	SILENCERS		3	EA	SILENCERS		3	EA	SILENCERS	
1	EA	DOOR STOP		1	EA	DOOR STOP		1	EA	DOOR STOP	
SET 4	1	EA	PANIC HARDWARE	SET 5	1	EA	PRIVACY LOCK SET	SET 6	1	EA	EXISTING DOOR
1 1/2	PR	BUTTS		1 1/2	PR	BUTTS		1	EA	EXISTING DOOR	
3	EA	SILENCERS		3	EA	SILENCERS		1	EA	EXISTING DOOR	
1	EA	DOOR STOP		1	EA	DOOR STOP		1	EA	EXISTING DOOR	
1	EA	THRESHOLD		1	EA	CLOSER		1	EA	EXISTING DOOR	
1	EA	WEATHERSTRIPPING		1	EA	GENDER SIGN		1	EA	EXISTING DOOR	
1	EA	RAINSUARD						1	EA	EXISTING DOOR	
SET 7	1 1/2	PR	LOCK SET								
	3	EA	BUTTS								
	3	EA	SILENCERS								
	1	EA	DOOR STOP								
	1	EA	CLOSER								

**DOOR NOTES**

**GENERAL NOTES:**

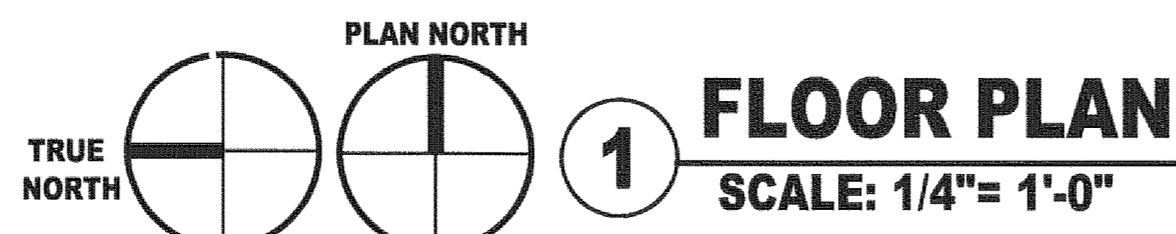
1. ALL HARDWARE IS TO MEET ALL LOCAL, STATE, AND NATIONAL CODES.
2. LEVER HANDLES TO BE USED FOR ALL DOORS. EXISTING DOORS THAT HAVE "NOB" STYLE HANDLES SHALL BE CHANGED TO LEVER HANDLES.
3. CONTRACTOR TO PREP DOORS AS NECESSARY.
4. ALL EXISTING HARDWARE TO REMAIN SHALL BE RE-KEYED TO MATCH NEW LOCKSET.
5. LOCKSET FUNCTIONS (NO) LATCH BOLT IS OPERATED BY KEY IN OUTSIDE LEVER OR BY ROTATING INSIDE LEVER. INSIDE LEVER IS ALWAYS ACTIVE.
6. DEADBOLT LOCK IF REQ'D IS OPERATED BY KEY OUTSIDE AND BY TURNING INSIDE.
7. HOLLOW METAL FRAME COLOR, PAINTED TO MATCH ADJACENT MALL COLOR, SEMI-GLOSS FINISH.
8. THE LOCKS ON EXTERIOR DOORS SHALL BE KEYPED ALIKE.



**CORNER NOTE:**  
CORNER MOLDING EQUAL TO IPC - 160 BN SHALL BE INSTALLED ON ALL OUTSIDE CORNERS THROUGHOUT CLINIC, 4' HIGH

**TV NOTE:**  
G.C. TO VERIFY TYPE AND LOCATION OF OWNER SUPPLIED TV'S WITH OWNER AND INSTALL APPROPRIATE BLOCKING AND MOUNTING HARDWARE THE LOWEST PORTION OF THE TV SHALL NOT BE LOWER THAN 60" AFF OR CHARTER 10 VOLT-GS

**SHELVING NOTE:**  
PROVIDE (5) 18" DEEP 1" THICK ADJUSTABLE LAMINATE SHELVES, EVENLY SPACED.



**FLOOR PLAN SCALE: 1/4" = 1'-0"**

**WINDOW SCHEDULE**

MARK	SIZE	TYPE	DESCRIPTION
(A)	2'-0" X 3'-10"	FIXED GLASS IN ALUM. STOREFRONT FRAME. FINISH AS SELECTED BY OWNER	3'-2" A.F.F. TO FINISHED SILL
(B)	1'-6" X 3'-10"	FIXED GLASS IN ALUM. STOREFRONT FRAME. FINISH AS SELECTED BY OWNER	3'-2" A.F.F. TO FINISHED SILL
(C)	4'-0" X 3'-4"	PR. SLIDING GLASS PANELS W/ POLISHED EDGE IN ALUM. STOREFRONT FRAME. FINISH AS SELECTED BY OWNER	3'-8" A.F.F. TO FINISHED SILL
(D)	4'-0" X 4'-2"	PR. SLIDING GLASS PANELS W/ POLISHED EDGE IN ALUM. STOREFRONT FRAME. FINISH AS SELECTED BY OWNER	2'-10" A.F.F. TO FINISHED SILL

NOTE: ALL GLASS SHALL BE 1/4" THICK, TEMPERED, SET IN FULL PERIMETER FRAMES

**WALL TYPE LEGEND**

(Symbol)	EXISTING CONSTRUCTION
(Symbol)	NEW FULL HT INTERIOR PARTITION (WALL TYPE "A" U.O.N)
(Symbol)	NEW 5'-0" INTERIOR PARTITION

NOTE: G.C. TO INSTALL SOUND INSULATION ON EXAM, BATHROOM, & CORRIDOR WALLS

**COOK CHILDREN'S PRIMARY CARE CLINIC**  
FT. WORTH, TX

linear!  
the architecture of Kemery Brundage and Young  
5005 W Royal Lane Suite 144  
Irving, TX 75063  
Phone: 972.929.9226  
Fax: 972.929.9061  
info@linear-architecture.com

OWNER REVISIONS  
01-24-08  
02-27-08  
05-01-08

CONTRACTOR SHALL VERIFY ALL DIMENSIONS AT THE JOB SITE AND NOTIFY THE ARCHITECTS OF ANY DIMENSIONAL ERRORS, OMISSIONS OR DISCREPANCIES BEFORE BEGINNING OR FABRICATING ANY WORK. DO NOT SCALE DRAWINGS.

DATE: \_\_\_\_\_ NO. \_\_\_\_\_

SHEET TITLE: **FLOOR PLAN SCHEDULE & DETAILS**  
SHEET NUMBER: **A1**

DATE OF ORIGINAL ISSUE: **29 NOVEMBER 2007**