


# College Expenses and Resources

## Expenses

	<i>Freshman</i>	<i>Sophomore</i>	<i>Junior</i>	<i>Senior</i>	<i>Total</i>
<b>Room &amp; Board</b>	\$3,390.00	3,627.30	3,881.21	4,152.90	15,051.41
<b>Tuition &amp; Books</b>	4,850.00	5,189.50	5,552.77	5,941.46	21,533.73
<b>Clothes</b>	540	577.8	618.25	661.52	2,397.57
<b>Entertainment</b>	635	679.45	727.01	777.9	2,819.36
<b>Miscellaneous</b>	325	347.75	327.09	398.14	1,444.98
<b>Total</b>	\$9,740.00	10,421.80	11,106.33	11,931.92	42,947.05

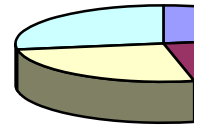
## Freshman



## Resources

	<i>Freshman</i>	<i>Sophomore</i>	<i>Junior</i>	<i>Senior</i>	<i>Total</i>
<b>Savings</b>	\$1,700.00	\$1,819.00	1,946.33	2,082.57	7,547.90
<b>Parents</b>	2,390.00	2,557.30	2,736.31	2,927.85	10,611.46
<b>Job</b>	1,450.00	1,551.50	1,660.11	1,776.32	6,437.93
<b>Financial Aid</b>	4,200.00	4,494.00	4,808.58	5,145.18	18,647.76
<b>Total</b>	9,740.00	10,421.80	11,151.33	11,931.92	43,245.05

## Freshman

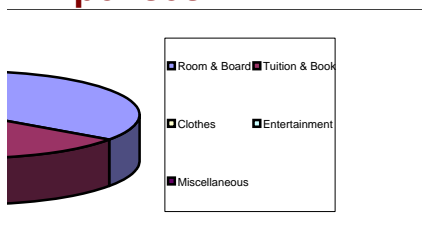


Chris Hannigan  
Office Apps.  
Mr. Horner  
4/19/2008





## Expenses



## Resources

