

*Helping people understand one small step at the time*

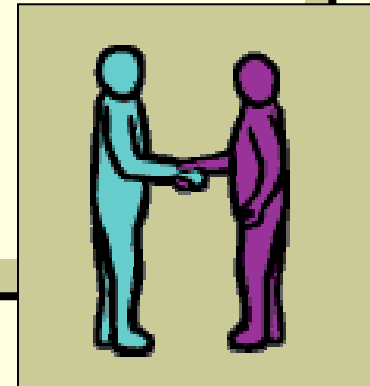


*English course – Level 1*

*Curso de inglés – Nivel 1*

# Lesson 1 – Meeting people

*Lección 1 - Encuentros*





# Introduction to English

*Helping people understand one small step at the time*

## Lesson 2 : States / Estados



The alphabet / El alfabeto

**Level 1**

Letter / Letra	Sound/sonido	Letter / Letra	Sound/sonido
a	{e}	n	{en}
b	{bi}	o	{o}
c	{si}	p	{pi}
d	{di}	q	{Kiu}
e	{i}	r	{Ar}
f	{ef}	s	{es}
g	{dchi}	t	{ti}
h	{etch}	u	{iu}, {yiu}
i	{ai}, {ay}	v	{vi}
j	{Dche}	w	{doboul iu}
k	{Ke}	x	{eks}
l	{el}	y	{uai}, {yuay}
m	{em}	z	{zi}

### Present indicative / Presente de indicativo

TO BE				SER	ESTAR
I	{ai}	am	{am}	soy	estoy
You	{iu}	are	{ar}	eres	estás
He, she, it	{i,shi,it}	is	{izz}	es	está
We	{ui}	are	{ar}	somos	estamos
You	{iu}	are	{ar}	sois	estáis
They	{de}	are	{ar}	son	están



The verb TO BE is often shorten in one word.

El verbo TO BE se contrae muy amenudo en una palabra.

■ Example / Ejemplo

I am...	You are...	She is...
I'm... {aim}	Your're {iur}	She's {shiizz}










# Introduction to English

Helping people understand one small step at the time

## Lesson 2 : States / Estados

Human states / Estados de las personas








Level 1

happy <i>alegre</i>		thirsty <i>sed</i>	
sad <i>triste</i>		hungry <i>hambre</i>	
tired <i>cansado, a</i>		angry <i>enfadado, a</i>	
hurt <i>herido, a</i>		funny <i>divertido, a</i>	
sick <i>enfermo, a</i>			

Other states / Otros estados :

- calm / *tranquilo, a*
- excited / *energúmeno, a*
- cold / *frío, a*
- hot / *caliente*
- wet / *mojado, a*
- dry / *seco, a*

■ Verbs / Verbos

<p>TO LIKE {tu laike} <i>Gustar</i></p>		<p>TO HELP {tu elp} <i>Ayudar</i></p>		<p>TO DRINK {tu dring.} <i>Beber</i></p>	
<p>TO WALK {tu ualk} <i>Caminar</i></p>		<p>TO SIT {tu sit} <i>Verir</i></p>		<p>TO EAT {tu iit} <i>Comer</i></p>	
<p>TO KNOW {tu no} <i>Saber</i></p>		<p>TO PAY {tu pé} <i>Pagar</i></p>		<p>TO LEARN {tu leern} <i>Aprender</i></p>	
<p>TO SEE {tu sii} <i>Ver</i></p>		<p>TO STAND {tu staend} <i>Estar de pie</i></p>		<p>TO READ {tu riid} <i>Leer</i></p>	
<p>TO NEED {to niid} <i>Necesitar</i></p>		<p>TO BUY {tu bai} <i>Comprar</i></p>		<p>TO SPEAK {tu spiik} TO TALK {tu taalk} <i>Hablar</i></p>	

### Conversation / Diálogo

- **Read the following text**  
*Lee el texto siguiente*
- **Mario :** «Annie, do you see the man?»
- **Annie :** «Yes. I see the man. He comes to Casa Cónдор. Do you know him?»
- **Mario:** «No, I do not know the man. I think Lisa knows him.»
- **Annie :** «Lisa, is the man your friend?»
- **Lisa :** «Yes, the man is my friend. I work with him. He is very nice. His name is John.»
- **Mario :** «Where do you work, Lisa?»
- **Lisa :** «We work at the hospital. John is a nurse and I am a secretary.»
- *John enters in La Casa Cónдор.*
- **Lisa :** «Hi John! Welcome to Casa Cónдор. I'm very please to meet you here. I want you to meet Mario and his sister Annie.»
- **John :** «Hello everyone! Nice to meet you!»

### Questions / Preguntas

Q1. Does Annie know the man?

A1:

---

Q2. Where are Mario, Annie and Lisa?

A2.

---

Q3. Where does Lisa and John work?

A3.

---

Q4. What is the job of Lisa?

A4.

---

Q5. Who is the sister of Mario?

A5.

---

Q6. What is the job of John?

A6.

---



# Introduction to English

Helping people understand one small step at the time










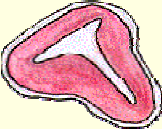


## Lesson 2 : States / Estados



Exercise(s) / Ejercicio(s)

Level 1

- A. Identify each image and write the name under the picture.  
*Identifica cada dibujo. Escribe el nombre debajo del dibujo.*

bread, butter, eggs, rice, meal, coffee, juice, milk, tea, water, meat, chicken, fish, potato, tomato, apple, banana, pineapple			
			
			
			



# Introduction to English

Helping people understand one small step at the time

## Lesson 2 : States / Estados



Exercise(s) / Ejercicio(s)

Level 1

- Complete this crossword puzzle by translating the spanish words in english.

*Completa el crucigrama siguiente. Traduce las palabras españolas en inglés.*



Name in spanish.  
*Nombre en español.*

- Pollo
- Café
- Huevos
- Pescado
- Manzana
- Patata o papa
- Platáno
- Agua
- Arroz
- Té

Projet de coopération Chimborazo