




SILVER AWARD

PROJECT ADVISOR RESOURCE GUIDE



DEAR SILVER AWARD ADULT ADVISOR,

Welcome, we are pleased to have you join the team of council-wide Silver Award Adult Advisors! This experience will be both rewarding and exciting for you. To begin your journey, we encourage you to read through the information in this booklet thoroughly and secure a copy of the following materials for reference:

- *Go for It! The Girl Scout Silver Award STUDIO 2B insert*
- *Interest Projects for Girls 11-17 (GSUSA)*
- *Safety Wise*

In addition to the information above, you may wish to visit the Girl Scouts of the USA website at: www.girlscouts.org or the STUDIO 2b website at www.studio2b.org.

Silver Award Adult Advisors must be registered members of the Girl Scouts -- Arizona Cactus-Pine Council, Inc. If you are not currently registered, please contact me for registration information and application.

Thank you for volunteering to be a Silver Award Project Advisor. With your help, our girls will have the incredible opportunity of earning the Girl Scout Silver Award, the highest award in Girl Scouting for girls ages 11-14!

If you have any questions or need additional information. My contact information is Telephone: (602) 253-6359 ext. 1229 or email: margaretspicer@girlscoutsaz.org.

Sincerely,

Margaret E. Spicer

Program Manager, Girl Program

THE GIRL SCOUT SILVER AWARD

GIRL SCOUT SILVER AWARD Highest Award for Girls 11-14

The Girl Scout Silver Award represents a girl's accomplishments in Girl Scouting and her community as she grows and works to improve her life and the lives of others. The first four requirements of the Girl Scout Silver Award help girls build skills, explore careers, gain leadership skills, and make a commitment to self-improvement. The Girl Scout Silver Award Project can be undertaken when the first four requirements are completed. It can be done as an individual or with a group. If done with a group, a girl must be responsible for a specific part of the project and evaluate her contribution to the project and the group.

Requirements for the Girl Scout Silver Award

A girl must be 11 or going into the sixth grade to begin work on STEPS 1-4 of her Girl Scout Silver Award. She must be 12 or going into the seventh grade to start work on STEPS 5 and 6 of the Girl Scout Silver Award Project. She must complete STEPS 5 and 6 by age 14 or before the start of the 10th grade.

STEP 1: GET READY

- Request a copy of the Booklet *Going for Silver* from the council office.
- Read *Go for It! The Girl Scout Silver Award* STUDIO 2B insert.
- Meet with advisor and develop a timeline for STEPS 2-4.
- Make an agreement with adult advisor.

STEP 2: GIRL SCOUT SILVER LEADERSHIP AWARD (charm)

- Earn three Interest Project Awards found in *Interest Projects for Girls 11-17* related to parts of the Girl Scout Promise and Law.
- Earn the STUDIO 2B Focus: *uniquely me! The Real Deal* charm.
- Put leadership into action: spend 15 hours in a leadership role.
- Use the *Go for It! The Girl Scout Silver Award* STUDIO 2B insert to keep records and a journal for discussion with advisor.

STEP 3: THE GIRL SCOUT SILVER CAREER AWARD CHARM

- What's Out There?
- Who's Out There?
- Be Your Own Boss—Earn "Your Own Business" Interest Project Award
- Use *Go for It! The Girl Scout Silver Award* STUDIO 2B insert to "journal it" for discussion with advisor.

STEP 4: THE GIRL SCOUT SILVER 4Bs CHALLENGE CHARM

- **Become:** Set goals for self-improvement.
- **Belong:** Earn the charm from the STUDIO 2B Focus book: *Looking in, Reaching Out*.
- **Believe:** Identify an issue in school or community that you feel strongly about. Find out more about it. Use your voice to address it.
- **Build:** Focus on coming up with a solution to address a problem.

Use *Go for It! The Girl Scout Silver Award* STUDIO 2B insert to "journal it" for discussion with advisor.

Note: Planning hours for the Silver 4Bs Challenge may be applied to the Girl Scout Silver Award hours in STEP 5.

STEP 5: THE GIRL SCOUT SILVER AWARD PROJECT

- Plan It
- Know More About It
- Choose It
- Map It
- Adjust plans if necessary
- Submit Silver Award Project Plan to council for Board approval
- Do It! The project should:
 - Take approximately 40 hours to complete (including planning time)
 - Provide community service, but can be done inside or outside of Girl Scouting
 - Be approved by your leader or advisor.

Note: Permission for any money-earning related to project must be obtained from Girl Scout council.

STEP 6: THINK ABOUT IT

- After reading *Go for It! The Girl Scout Silver Award* STUDIO 2B insert, evaluate your project with your advisor.
- Submit the Final Project Report to your council and use it as an evaluation guideline.

GIRL SCOUT SILVER AWARD PROJECT ADVISOR DUTIES

So you are a Girl Scout Silver Award Project Advisor? Your duties are varied, but include the following:

- Reviewing the girl's project plan to ensure she has met the preliminary requirements for earning the Silver Award. Watch the new age requirements!
- Assisting her as she needs help with developing a plan for her Silver Award Project. Remember, this is her project and the level of your assistance should be directed by her. Some girls will require much assistance and others will require almost nothing from you.
- Reviewing her project to be sure it complies with Council/GSUSA guidelines and *Safety-Wise*.
- Assisting with completion and submission of Project Plan and Final Reports.
- Asking the "what if" questions! What if it rains? What will you do if X happens? Have you thought about....?
- Returning telephone calls and emails as promptly as possible.
- Helping her "stretch" herself to ensure that the Silver Award is the biggest and best it can be within her abilities.
- Gently letting her know you are available to help if you haven't heard from her in a while. Remember, these girls typically are very busy!
- Contacting the Silver Award Review Board if you have real concerns or questions about the proposed project. We'd all rather hear about problems when there's still time to fix them.

SILVER AWARD TIMELINE

At age 11 or older or in the 6th grade or above

- Complete Girl Scout Silver Leadership Award, Girl Scout Silver Career Award and the Girl Scout 4B's Challenge.

At age 12 or older or in the 7th grade or above

- Secure a Silver Award Project Advisor
- Work with the Silver Award Project Advisor to develop the Project Plan
- Submit the Silver Award Project Plan for approval to the Silver Award Review Board
- Complete the project (it must take at least 40 hours including the planning involved in earning the Girl Scout 4B's Challenge)
- Submit the Silver Award Final Report to Silver Award Review Board
- Celebrate!

THE GIRL SCOUT SILVER AWARD PROJECT

A Silver Award project is an opportunity for individual girls to put their leadership skills, career interests and personal values together to serve their community. It is acceptable for girls to do a group Silver Award Project however, if girls choose to do a group project, please remember that each Silver Award applicant must submit a Project Plan that includes at least 40 hours of service, and each member of the team must have equal amounts of responsibility and leadership. Each member of the team must be responsible for a part of the project that stands alone. To avoid any confusion, please discuss any group projects with the Silver Award Review Board before proceeding. A girl's Silver Award Project should expand upon the skills she has gained by completing steps 1-4.

Here are some basic guidelines:

- The Silver Award project should meet an expressed need in the community. Her community may be her school, church, neighborhood, her city, or other group. The project must benefit those inside and outside of Girl Scouting.
- The girls are may request that their Adult Advisor (Troop Leader), Adult Mentor or Guardian act as her Silver Award Project Advisor.
- The girls may enlist others to help them, or work through organizations to put their project in place, but it is their vision and leadership that should make it happen. It is essential that the girl demonstrate significant leadership skills and lead others to help her make her project as big as possible.
- The girls must consider at the outset what funding is necessary to successfully execute the project and create a realistic budget that does not rely on securing grants or raising large sums of money. Remember that they cannot collect money for other organizations; however, they can ask for goods and services with an adult. Any fund raising or solicitation of materials needs to be approved by the council Program Manager.
- The Silver Award project should take a time commitment of 40 hours, at the minimum. The girls should keep a log of their hours. This time includes the planning encompassed in earning the Girl Scout Silver 4B's Challenge, making contacts, training others and actually implementing the project.
- Girls should always check *Safety-Wise* when planning their project. If they are proposing to address "sensitive issues" as defined in *Safety-Wise*, they will need to follow GSUSA and council guidelines for Girl Scout involvement and have council permission before beginning.

It is best for the girls to run their ideas by you, the Silver Award Project Advisor, first. While some ideas may seem appropriate "on paper," when they begin to assess the actual time commitment or long-term ramifications they may realize that their proposal needs to be more fully researched and planned.

THE GIRL SCOUT SILVER AWARD PROJECT PLAN

Every Girl Scout age 11-14 who would like to earn a Silver Award must complete and submit a Project Plan to council at least Three weeks prior to the date that she proposes to begin her project. She can obtain the *Going for the Silver Booklet* at the Girl Scout Administration Center.

The Project Plan is comprised of three parts. The first part asks for personal data like name, address, and phone number. In the second section, girls must list the Girl Scout Silver Career Award option that they completed, their Girl Scout Silver Leadership Award activities, including the Interest Project Awards earned, and the details of their Girl Scout 4B's Challenge. The third part requires them to write brief answers to a series of questions regarding the specifics of their interests and their project.

In preparing a Silver Award application, they will need to develop a plan and create a timeline for themselves. The *Go for It! The Girl Scout Silver Award STUDIO 2B Insert* will be exceedingly helpful in documenting their planning activities.

When the girl has completed their application, read it! Help her check carefully for spelling and grammatical errors. If you are comfortable with the project, sign the Girl Scout Silver Award Project Plan as her Project Advisor.

A few tips to remember:

- Will someone who does not know the girl understand what she wants to accomplish, who will benefit from the project, and how the project will benefit the community?
- Will she or he understand why the girl chose this project?
- Will she or he understand how the girl plans to meet her intended goals?

Once her Project Plan is complete, the girl must submit it to the Girl Scout Administration Center before she begins the initial project steps. (Ensure that she keeps a copy for herself) In turn, The Board will review the Project Plan and may make suggestions or adjustments to the plan based on their experience with other projects.

The Board may advise a girl that her proposal does not meet the standards as outlined here. For example, it may be in violation of *Safety-Wise*, or it may be in conflict with Girl Scout program standards. The time requirements or substance of the project may not be in keeping with the 40-hour minimum or the individual commitment required.

The Board will review, sign and return her original with a letter stating one of the following:

Your project has been approved with no changes necessary.

or

Your project has been approved with the following changes necessary.

or

Your project has not been approved for the following reasons.

NOTE: The girl should not begin work on her project until she receives her signed response from the Silver Award Review Board.

If a girl receives any other response than "approved with no changes", please review the changes necessary with her or help her to realign her project plan and resubmit the Project Plan or contact the Silver Award Board member who signed the original Project Plan.

THE GIRL SCOUT SILVER AWARD FINAL REPORT

When the girl has completed all the activities related to her Silver Award Project, she will be required to submit a final report to the Girl Scout Administration Center. This form is comprised of two parts:

Section 1 — Asks for personal data such as the girl's name, address, and telephone number.


Section 2 — Asks the girl to write about various outcomes of her project.

When the Board has approved a girl's final report, she will officially be a Silver Award Recipient. The Board will review the Final Project Report, sign and return it with letters of congratulations and authorization for her Adult Advisor, Mentor or Guardian to purchase the Silver Award Pin from the Council Shop.

By receiving a Silver Award, a girl becomes a member of a special group of women who, throughout the history of Girl Scouting, have received the highest recognition for girls ages 11-14. By earning the Silver Award of today, the girls will be recognized by their community as someone who is capable and competent.

ADDITIONAL REFERENCE MATERIALS YOU WILL NEED


- *Go for It! The Girl Scout Silver Award STUDIO 2B insert*
- *Interest Projects for Girls 11-17 (GSUSA)*
- www.girlscoutsaz.org (ACPC website)
- www.girlscouts.org (GSUSA website)
- www.studio2b.org (Studio 2B website)
- *Safety Wise*



6 STEPS TO EARNING THE GIRL SCOUT SILVER AWARD

6	<p>Think About It</p> <ul style="list-style-type: none"> • Evaluate your project with your adult advisor
<p>You must complete Steps 5 & 6 by September 30th after you complete 9th grd.</p>	
5	<p>Girl Scout Silver Award Project</p> <ul style="list-style-type: none"> • Your Girl Scout Silver Award Project must take a minimum of 40 hours • Plan it ★ Choose it ★ Know more about it ★ Map it ★ Do it • Your Project can be done within or outside of Girl Scouting • If within Girl Scouting, reach OUT to the community in some way
<p>You must be 12 – 14 or in grades 7 – 9 to begin Steps 5 & 6</p>	
4	<p>Girl Scout Silver 4Bs Challenge</p> <ul style="list-style-type: none"> • <u>Become</u> – Set goals for self-improvement • <u>Belong</u> – Earn the charm for STUDIO 2B Focus: Looking in, Reaching out • <u>Believe</u> – Identify a community issue • <u>Build</u> – Focus on a solution • Note: The time you spend working on the 4B Challenge may be applied to your Girl Scout Silver Award project hours
3	<p>Girl Scout Silver Career Award</p> <ul style="list-style-type: none"> • What's out there? Explore career choices • Who's out there? Talk to people about their jobs • Earn the Your Own Business IPA
2	<p>Girl Scout Silver Leadership Award</p> <ul style="list-style-type: none"> • Earn 3 IPAs related to part of the Girl Scout Law • Earn STUDIO 2B Focus charm Uniquely Me! The Real Deal • Lead it: Spend 15 hours in one or more leadership roles • Use Go For It GS Silver Award STUDIO 2B Basics insert to keep records and journal Steps 2-5. Good record keeping will help you in Step 6
1	<p>Get Ready!</p> <ul style="list-style-type: none"> • Read STUDIO 2B Go For It Girl Scout Silver Award OR attend a council-sponsored Girl Scout Silver Award workshop • Meet with your adult advisor and develop a timeline for Steps 2 – 4. Think about where Step 5 might fit on your timeline • Create an agreement with your adult advisor
<p>You cannot use your accomplishments from prior to age 11 or 6th grd to complete the GS Silver Award. You must be age 11 – 14 or in grade 6 – 9 to begin Step 1. You must complete Steps 1 – 4 before you begin work on the Girl Scout Silver Award Project.</p>	

Revised January 2005



Girl Scouts®
Where Girls Grow Strong

GIRL SCOUTS – ARIZONA CACTUS-PINE COUNCIL, INC.

P.O. Box 21776

Phoenix, Arizona 85036-1776

Telephone: (602) 253-6359 or (800) 352-6133

Fax: (602) 252-1159

www.girlscoutsaz.org