

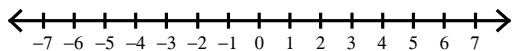
Inequalities #1.2

Name _____

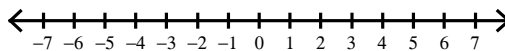
Date _____ Period _____

Draw a graph for each inequality.

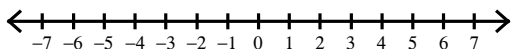
1) $-r > 2$



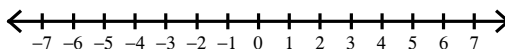
2) $-r \geq 6$



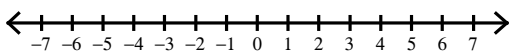
3) $-n \geq -4$



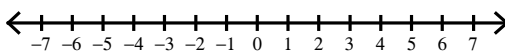
4) $-n < -1$



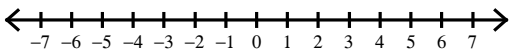
5) $-v < 3$



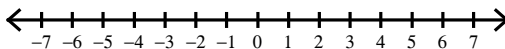
6) $-x < 6$



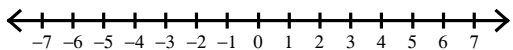
7) $-x \leq -4$



8) $-m \leq -1$



9) $-m > 3$



10) $-x > 6$

