

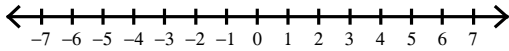
Inequalities #1.1

Name _____

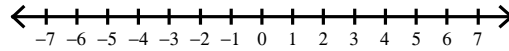
Date _____ Period _____

Draw a graph for each inequality.

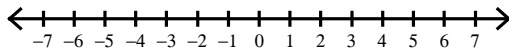
1) $-1 \geq v$



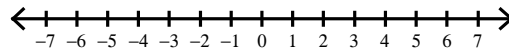
2) $6 < x$



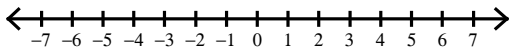
3) $n \leq -4$



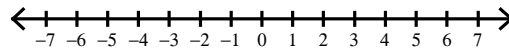
4) $2 < v$



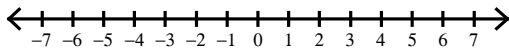
5) $k \leq -1$



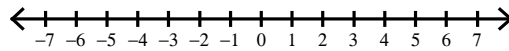
6) $k \leq 2$



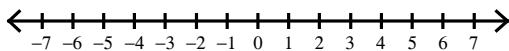
7) $x > 6$



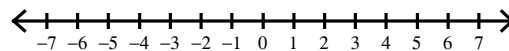
8) $-4 > x$



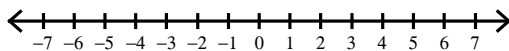
9) $x \geq 6$



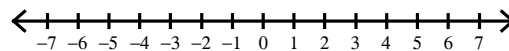
10) $2 \geq m$



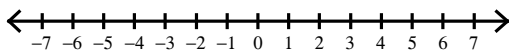
11) $a < -4$



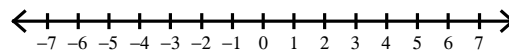
12) $a < -1$



13) $6 \leq x$



14) $-4 \leq n$



15) $-1 > n$

