

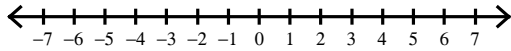
Inequalities #1

Name _____

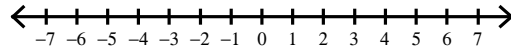
Date _____ Period _____

Draw a graph for each inequality.

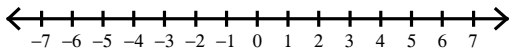
1) $n < -5$



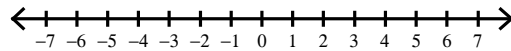
2) $v \leq 2$



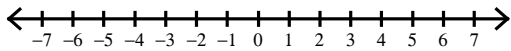
3) $k \leq -1$



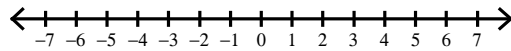
4) $x > 5$



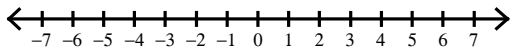
5) $m \geq -1$



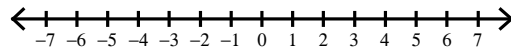
6) $x > -4$



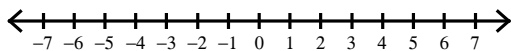
7) $x \geq 2$



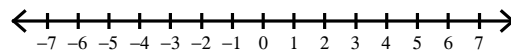
8) $x \geq 5$



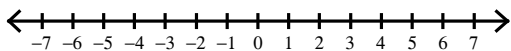
9) $b < -4$



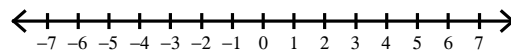
10) $b < -1$



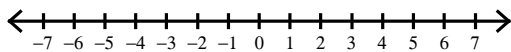
11) $x \leq 5$



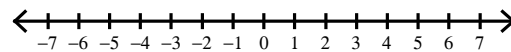
12) $n \leq -4$



13) $n > -1$



14) $p > 2$



15) $n \geq -4$

