

Name: _____

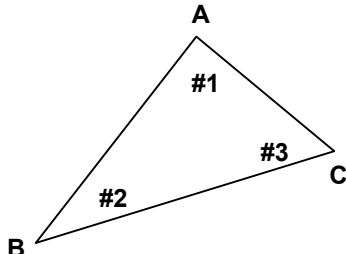
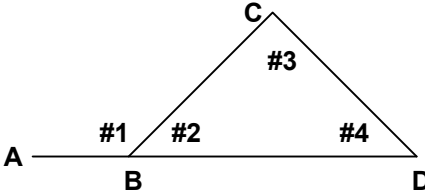
Date: _____

Trigonometry: Some Basics

Naming angles and sides in a triangle

When naming an angle you can either use one letter or three letters. We usually use capital letters for angles.

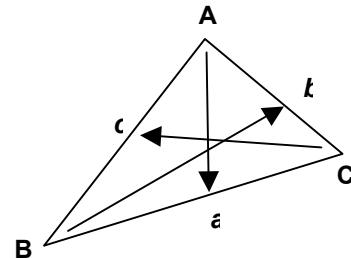
Ex. Name the angles numbered in each diagram.

<p>a)</p> 	<p>b) Sometimes you have to use three letters to name an angle.</p> 
---	--

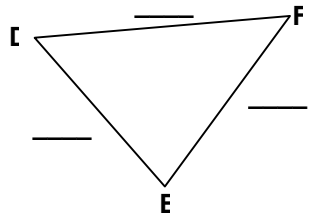
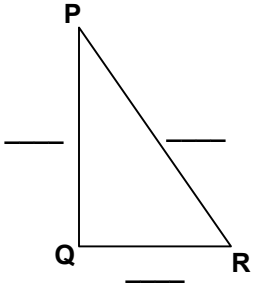
Angle	1-letter name	3-letter name
#1	\angle _____	\angle _____
#2	\angle _____	\angle _____
#3	\angle _____	\angle _____

Angle	1-letter name	3-letter name
#1		\angle _____
#2		\angle _____
#3	\angle _____	\angle _____
#4	\angle _____	\angle _____

When naming sides you can use either two letters (capital letters) or one letter. To name a side using one letter, you name it the small case letter of the angle opposite it as shown at right. This is the way sides are usually named when we deal with triangles.



Ex. Label the sides of the triangle using only one letter.

<p>a)</p> 	<p>b)</p> 
---	--

Name: _____

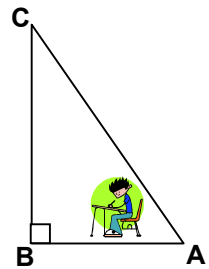
Date: _____

The word trigonometry comes from the Greek. "Tri" means three; "gono" comes from the Greek word for angle; "metry" comes from the Greek for measure.

We will study trigonometry that can be used with RIGHT ANGLE TRIANGLES ONLY!!! A right angle triangle has one angle equal to _____°.

One of the most important skills in trigonometry is being able to label a triangle's sides. We will use the labels: _____, _____, and _____. You should label them in that order.

Ex. Imagine you are sitting at $\angle A$ in the diagram at right. Label the hypotenuse, the opposite side and the adjacent side to that angle



Ex. Practice: Fill in the chart with the side (use one letter) that is the hypotenuse, the opposite of the given angle and adjacent to the given angle.

a)	b)
----	----

Hypotenuse = _____
Opposite $\angle D$ = _____
Adjacent $\angle D$ = _____
Opposite $\angle F$ = _____
Adjacent $\angle F$ = _____

Hypotenuse = _____
Opposite $\angle P$ = _____
Adjacent $\angle P$ = _____
Opposite $\angle R$ = _____
Adjacent $\angle R$ = _____