

## Arrow Point Adventure Trail Instructions

Date: May 6, 2002

Earns: Arrow Points 3B, 4D, 5A, 7A, 8C, 9B, 17D, 18C, 18E

Using a map of the school grounds, each 'team' will map their route through the Arrow Point Adventure Trail (Arrow Point 18C). At each station, do the activity, project or discussion (Arrow Point 18E). Have the Akela at each station sign your card and move on to the next station you identified on your map.

### Arrow Point 3B – Make a Ruler

- Make a ruler by gluing the paper ruler onto the cardboard.
- Measure your hand and write the measurement on the sign-off paper.

### Arrow Point 4D – Egg Toss Game

- Play egg toss game (try not to do more than 3 games).
- Each scout gets 3 plastic eggs to try to toss into the holes.
- Note scores on the sign-off paper.

### Arrow Point 5A – Kite Flying Safety

- Discuss the rules of kite flying safety (page 126).
- If windy enough – try flying the kite.

### Arrow Point 7A – Stilt Walking

- Take turns walking on the stilts on the grass with Akela's assistance, if necessary.

### Arrow Point 8C – Use a Pulley

- Take turns making the pulley work.
- Discuss why it is useful to lift heavy loads.

### Arrow Point 9B – Thank you Bouquet

- Choose a flower shape and write Thank You and your name on the back.
- Choose a center for the flower.
- Put the center on the blank side of the flower shape.
- String it onto the pipe cleaner and twist the end to keep it from slipping.
- Slide a leaf shape to the middle of the pipe cleaner.
- This is will become a thank you bouquet for Mrs. Gilmore teaching us about gardening.

### Arrow Point 17D – Tie it Right

- Practice tying up the phonebook (pretend book is a stack of old newspaper for recycling.)
- Refer to page 178 for instructions.

Return to classroom when trail has been completed to find the treasure.

## Arrow Point Adventure Trail

Name: \_\_\_\_\_

### EGG-TOSS GAME

Scores

--	--	--

Akela: \_\_\_\_\_

### MAKE A RULER

My hand is \_\_\_\_\_ cm.

Akela: \_\_\_\_\_

### KITE FLYING SAFETY

Akela: \_\_\_\_\_

### USE A PULLEY

Akela: \_\_\_\_\_

### TIE IT RIGHT


Akela: \_\_\_\_\_

### THANK YOU BOUQUET

Akela: \_\_\_\_\_

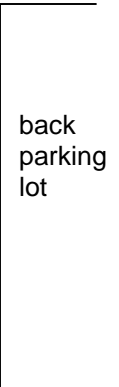
### WALK ON STILTS

Akela: \_\_\_\_\_



7A

grass  
5A



back parking lot




8C



4D



9B



17D


3B

Eagleteria



START

18C



playground



school

school parking lot