

Step-By-Step Pack 655 Yahoo Group Registration Instructions

You may have recognized that Pack 655 has two different web presences. One is the Pack 655 [Geocities Website](#), that you are currently viewing this from, the other is the [Yahoo Groups Site](#). It's important to sign up for the Pack 655 Yahoo Group in order to send and receive email messages using the group, to access Pack Files, to see the Pack Calendar and the pics, and to review all of the messages ever posted on the group. Basically it's the Pack bulletin board! There is no cost associated with having a Yahoo ID, being a group member, or using the site. *Read these instructions all the way through before starting.*
Signing up is easy!



Step 1: Open your web browser. Go to the Yahoo website at <http://www.yahoo.com>



Step 2: Click on the "Groups" link in the left column. This takes you to the Yahoo Groups webpage.

Step 3: On the Yahoo Groups page, type into the search bar Pack 655. Click "Search".

The screenshot shows the Yahoo Groups homepage in a Windows Internet Explorer browser window. The address bar displays <http://groups.yahoo.com/>. The page features a navigation bar with links for "Yahoo! My Yahoo! Mail" and "Make Y! your home page". A search bar is located in the top right corner. The main content area includes a "Sign In" button and a "Sign Up" link for new users. A large banner image shows a group of people skydiving, with the text "Connect with people who share your passions." and a list of benefits: "Discover interesting information, advice, and support groups.", "Communicate easily through email or the Web.", and "Enjoy Yahoo! Groups -- it's FREE." Below this banner is a "Sign In" button and a "Sign Up" link. A "Find a Group" section is highlighted with a red circle, containing a search input field with "Pack 655" and a "Search" button. Below the search bar are several category links: "Dog Obedience", "Babies", "Stress Management", and "Roadside Fun". An advertisement for "DAWN Direct Foam" is visible on the right side of the page. The bottom of the page shows the Windows taskbar with the Internet Explorer icon and a 100% zoom level.

The search results should list groups with Pack and 655 in their names. Locate **Pack655_VT** (it should be the first one). Read the description of the group to be sure. It should look just like this:

Yahoo! Groups : Search Results - Windows Internet Explorer

http://groups.yahoo.com/search?query=Pack+655&submit=Search

YAHOO! GROUPS Sign In New User? Sign Up

Search Results

1 - 4 of 4 < Previous | Next >

Groups

- Pack655_VT**
64 Members, Archives: Membership required
Welcome To Cub Scout **Pack 655** Colchester, VT Sponsoring Organization: Malletts Bay Fire Dept. This group is for the Leaders and Families of Cub Scout **Pack 655** of Colchester VT. This site will be used to communicate scheduled **Pack** Events (Calendar), provide access to Files and Forms and to provide access to Photos of **Pack** Events.
- Pack942**
52 Members, Archives: Public
Cub Scout **Pack 942** An Outreach of Calvary Baptist Church 5000 Country Club Road, Winston Salem, NC A Standard of Quality. A Tradition of Excellence. Organization Head Al Gilbert (765-5542) Charter Representative Al Gilbert (765-5542) **Pack** Committee Chairman Tracy Hubbard (999-9999) Cubmaster Guy Wentink (969-4880) Chaplain David Phelps (766-6432) Treasurer Ernest Tompkins (655-7890) Council Website
- TEAMIGOVOIPCOLLEGESALES**
< 5 Members, Archives: Public
TEAM IGOVOIP IS A INDEPENDENT SALES GROUP REPRESENTING I GONET VOIP COMMUNICATIONS LOCAL , LONG DISTANCE , DOMESTIC AND INTERNATIONAL VOIP PHONE PRODUCTS AND SERVICES COLLEGE STUDENTS AND PARENTS CAN SAVE HUNDREDS IF NOT THOUSANDS OF DOLLARS COMMUNICATING FROM SCHOOL TO HOME WITH THIS VERSATILE TAKE ANYWHERE VOICE OVER INTERNET PHONE ROUTER . EASY TO **PACK** 5" X 4" ROUTER ALL YOU NEED IS A PHONE AND BROADBAND SERVICE 29.95 P/ MONTH , TALK ALL YOU WANT , ANYTIME YOU WANT , THERE ARE NO TIME ...[\(more\)](#)
- Pack655Den1**
15 Members, Archives: Membership required
Welcome To Cub Scout **Pack 655** Den 1 Web Site This site is for members of Den 1. This site will be

YAHOO! SPONSOR RESULTS

Bad Credit Refinance
Up to 4 refinance quotes with one form. Serious inquiries only please.
www.nexttag.com

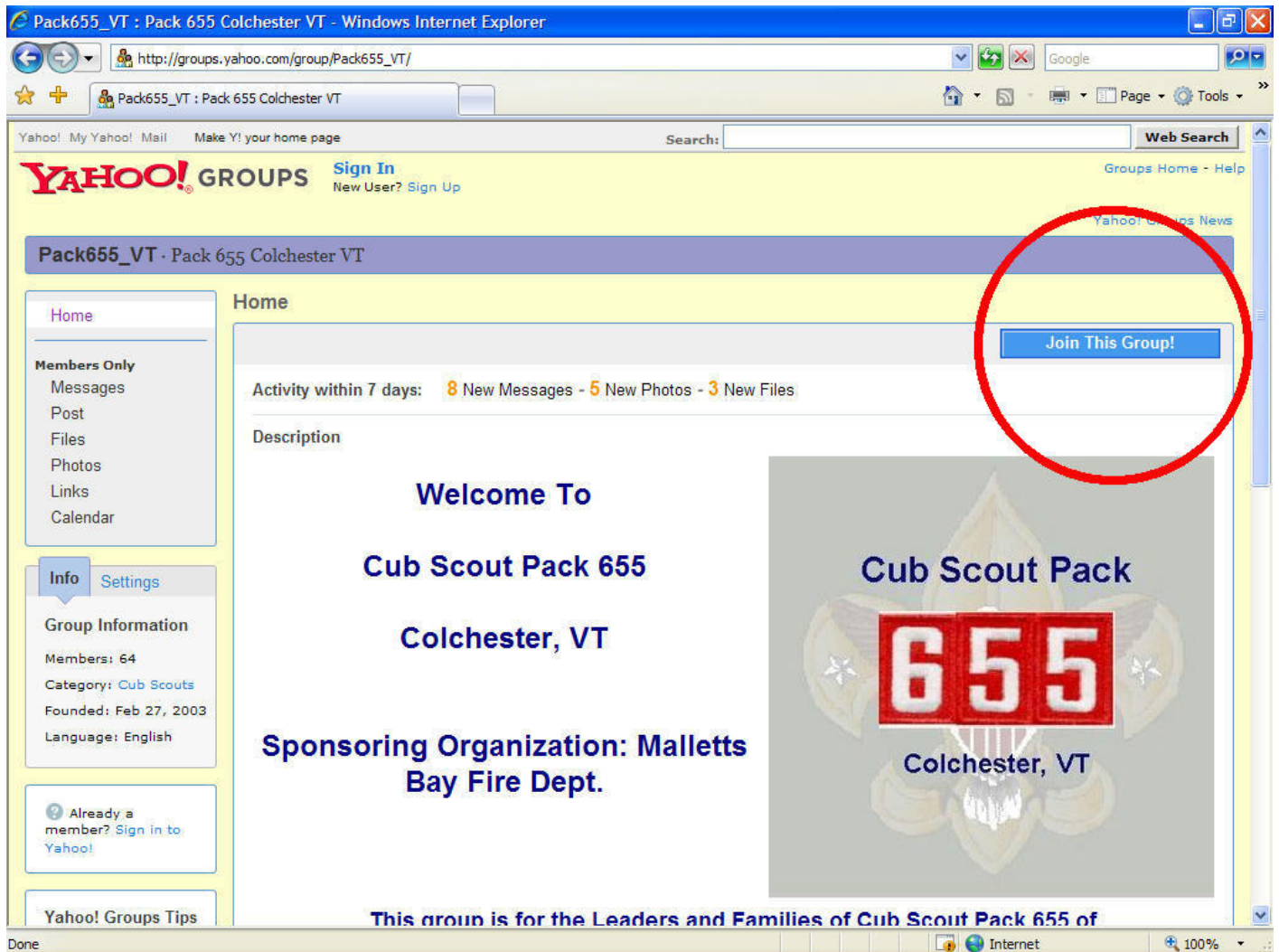
INVESTools - Investor Education
Discover how our 5-Step Formula can help you achieve your financial goals through intelligent investment decisions.
www.investools.com

Comcast High-Speed Internet
Faster than DSL - \$19.99/month special, \$100 cash back and free modem.
www.comcastoffers.com

Step 4: Click on the Pack655_VT link. That should take you to this page seen below.

This is the Pack 655 *Yahoo Group* Home Page: http://groups.yahoo.com/group/Pack655_VT/. You will want to bookmark this page so you can get back to it easily. (This link is also available on the pack *website* links page at : <http://www.geocities.com/pack655vt/packlinks.htm>).

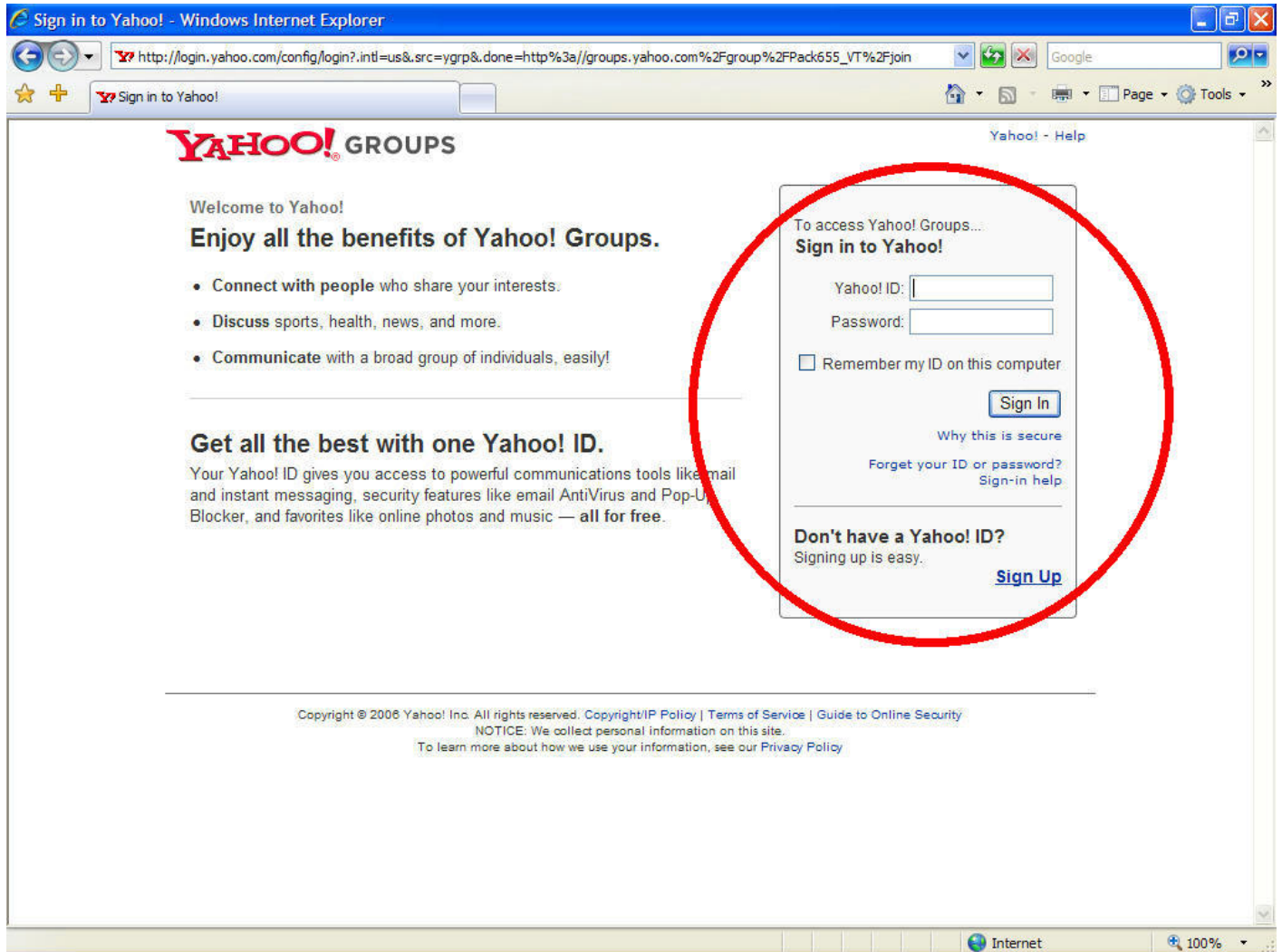
Step 5: Click on "Join This Group".



Clicking on "Join This Group" will open the page seen in Step 6 below:

Step 6: "Sign In" or "Sign Up". How you proceed next depends on whether or not you have a Yahoo ID:

- If you do have a Yahoo ID, simply **"Sign In"** using it. Then, skip to Step 7 on page 13 of these instructions.
- If you do not have a Yahoo ID, a small side trip to create one is required. In the bottom of the red circle, see the **"Don't Have a Yahoo ID?"** with the **"Sign Up"** button? Click on the **"Sign Up"** link.



Step 6a: Register. That “**Sign Up**” link takes you to a registration form. This picture below is only of the top half of that form. Fill it in completely, and *remember your Yahoo ID and password*. This is where you tell Yahoo who you are and where to send your email from the group.

- Note that at the bottom of the “**Create Your Yahoo! ID**” box, there is a check off box to “**Create my free Yahoo! email address**”. If you want one, great, check it off. Otherwise, leave it unchecked, and you simply get the ID. You don’t need a Yahoo email address to receive the Pack 655 group emails. If you don’t have an email address, Yahoo is just as good as any other.

Yahoo! Registration - Windows Internet Explorer

https://edit.yahoo.com/config/eval_register?.intl=us&new=1&.done=http%3A//groups.yahoo.com/group/Pack655_VT/join&.src=1

Yahoo! Registration

YAHOO! GROUPS [Yahoo! - Help](#)

Already have an ID or a Yahoo! Mail address? [Sign In.](#)

Fields marked with an asterisk * are required.

Create Your Yahoo! ID

* First name:

* Last name:

* Preferred content: Yahoo! U.S.

* Gender:

* Yahoo! ID:
ID may consist of a-z, 0-9, underscores, and a single dot (.)

* Password:
Six characters or more; capitalization matters!

* Re-type password:

Yahoo! Mail: Create my free Yahoo! email address.
Your address will be the ID you've chosen followed by @yahoo.com.

If You Forget Your Password...

* Security question:

* Your answer:
Four characters or more. Make sure your answer is memorable for you but hard for others to guess!

* Birthday: dd , yyyy

* ZIP/Postal code:

Alternate email:

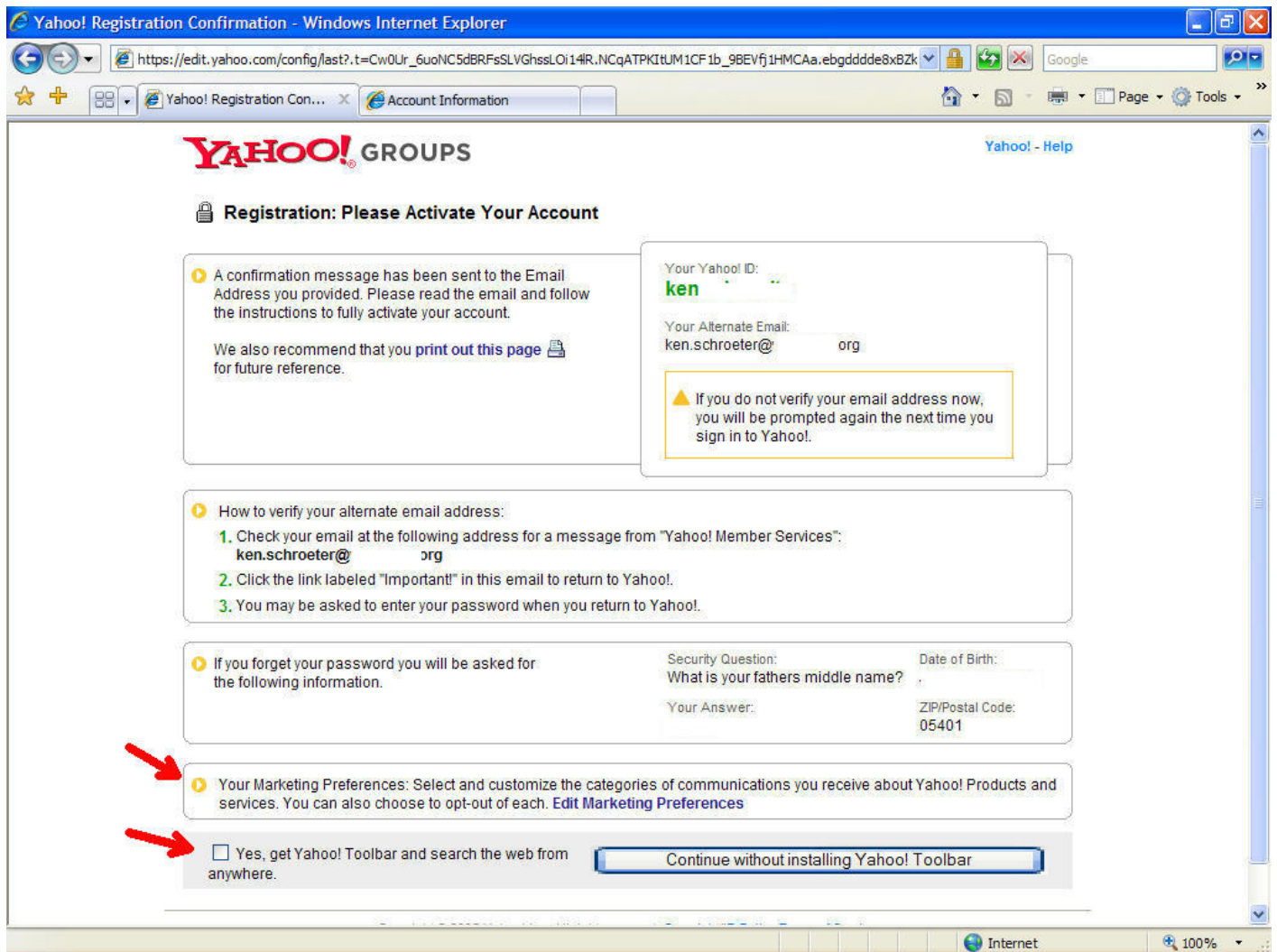
Customizing Yahoo!

Done Internet 100%

After completing the form, click on “**I Agree**” at the bottom, and the next page pops up.

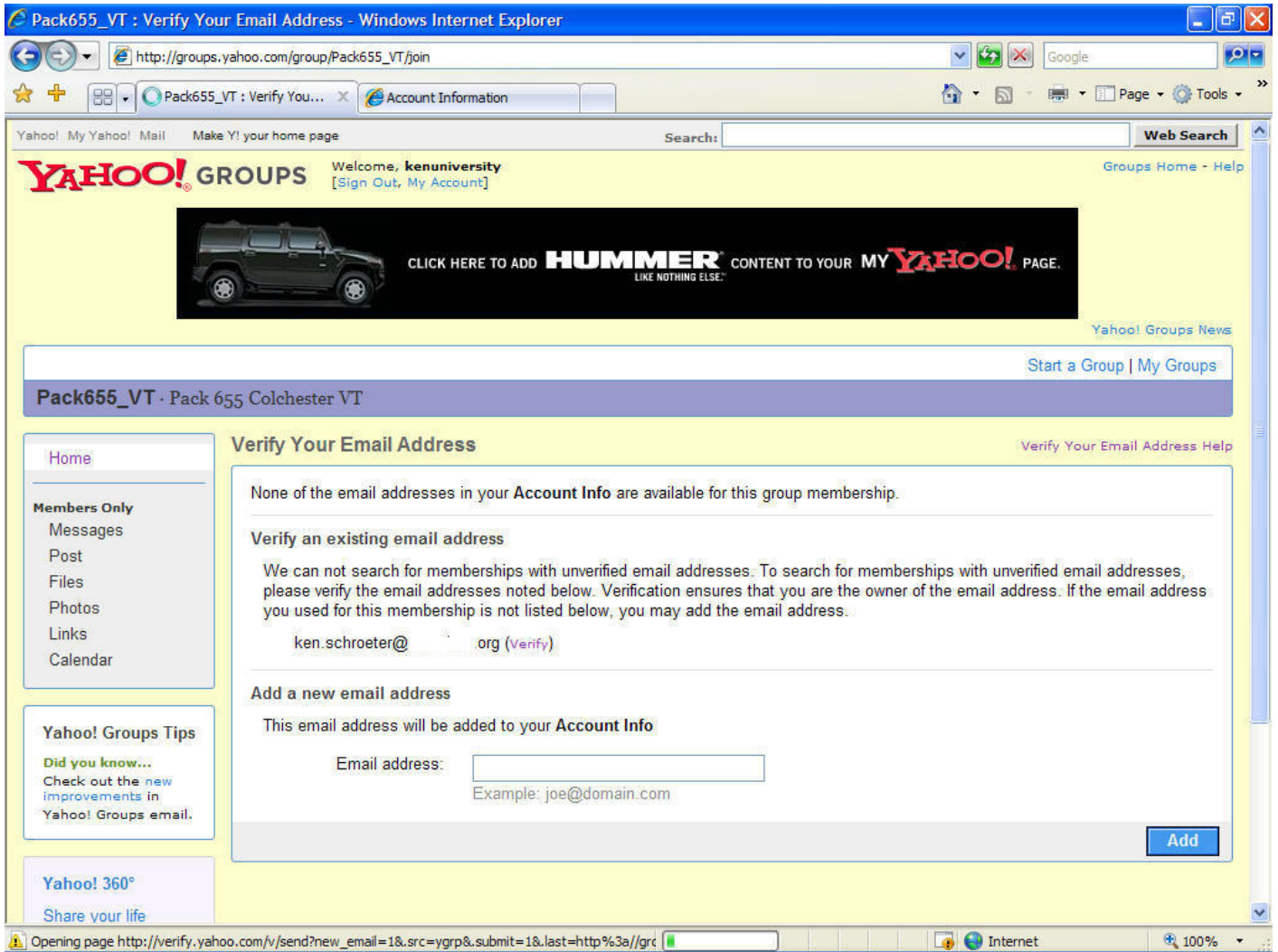
Step 6b: Activate the email address. This activates Yahoo to send group email to the email address you told it to send it to. Follow the step-by-step directions on this page.

- **Look out!:** Look at the last two areas on the page. Click on **"Edit Marketing Preferences"** and clear all the selections on the page that opens, unless you want them to send you junk email. After clearing all the selections and saving the changes (there's a link at the bottom of the page **"Save Changes"**), click the back arrow on you browser to go back a page, returning to this activation page.
- Next, watch out for that darn **Yahoo Toolbar** check-box at the bottom of the activation page. You really don't want that... so **uncheck** it!
- When ready, click **"Continue without installing Yahoo Toolbar"**.



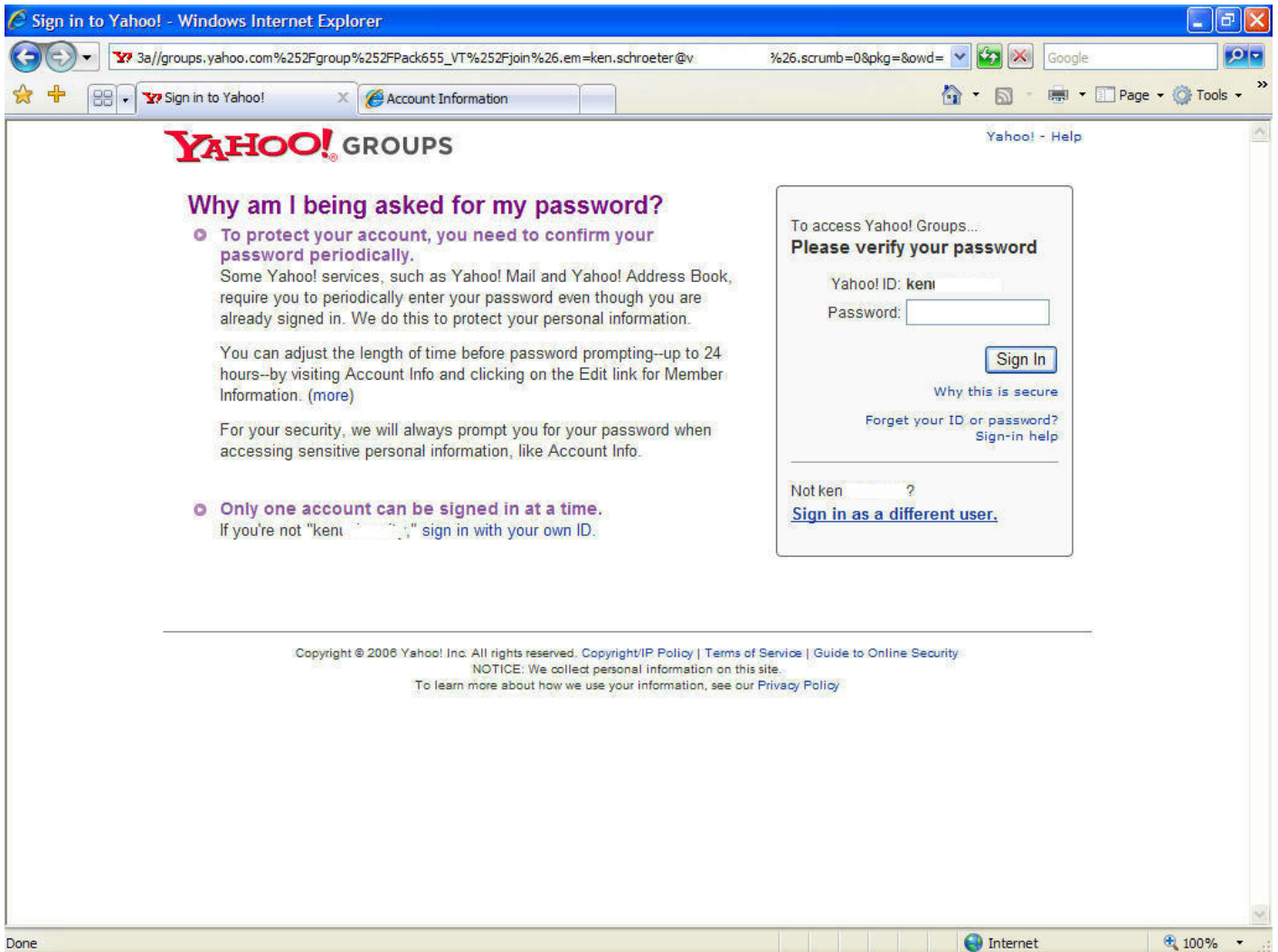
Step 6c: Verify email address. This is the first of several verification pages. They are a small pain, but they protect the group from unauthorized access. Follow the instructions on each page.

- Click on **“Verify”** next to your email address. Don’t worry about adding other email addresses.

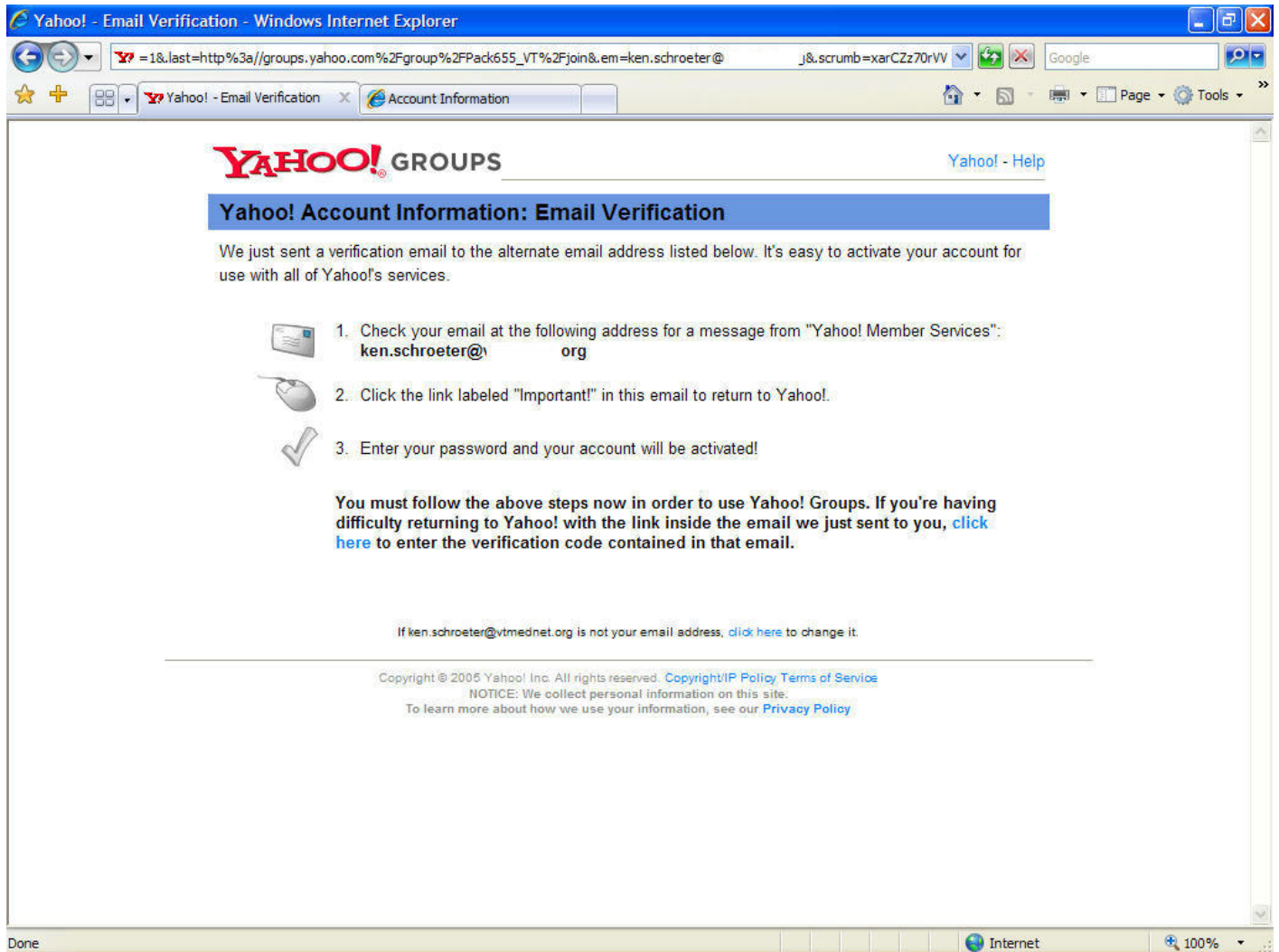


Clicking on **“Verify”** opens a new page seen in Step 6d below:

Step 6d: Verify Password. Fill in your password, the one you created earlier on the registration page, and click "Sign In".



Step 6e: Check your email. When you click "Sign In" on the password verification page in Step 6d, this Email Verification page comes up telling you to check your email at the address you told Yahoo to send group email to. Check your email. You will find a Yahoo email (the next picture, Step 6f) asking you to click a link in the email to verify that you received the email at the email address you specified.



Step 6f: The Verification email. Click on "**Important! Please click here to verify this email address for your account**" and it will automatically open the next page (seen in Step 6g). If this doesn't work, follow the instructions at the bottom of the email to enter the verification code manually.

From: my-yahoo-register@yahoo-inc.com [my-yahoo-register@yahoo-inc.com] Sent: Mon 8/28/2006 9:31 PM
To: Schroeter, Ken A.
Cc:
Subject: Yahoo!: Please Verify Your Email Address
Attachments:

YAHOO! ACCOUNT INFORMATION [Help](#)

Do not reply to this message. If this account doesn't belong to you, please follow the instructions at the end of this email.

Verify Your Email Address

Please confirm that this is your email address. Click on the link below and then enter your Yahoo! password into the form.

Important! Please click here to verify this email address for your account.

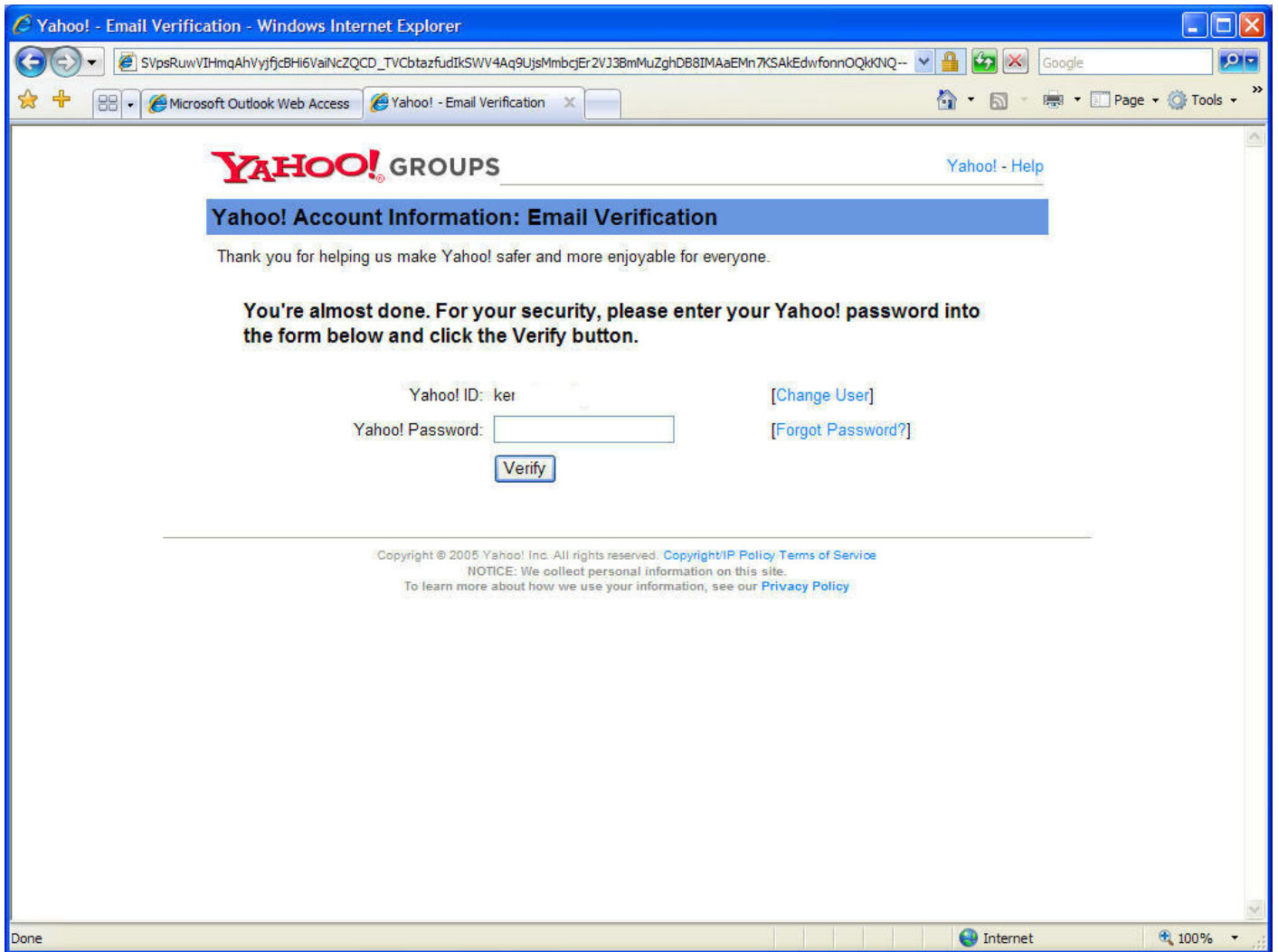
Your Yahoo! ID: **ken**
Your Email Address: **ken.schroeter@** org

Email verification helps make Yahoo! safer and more enjoyable for everyone.

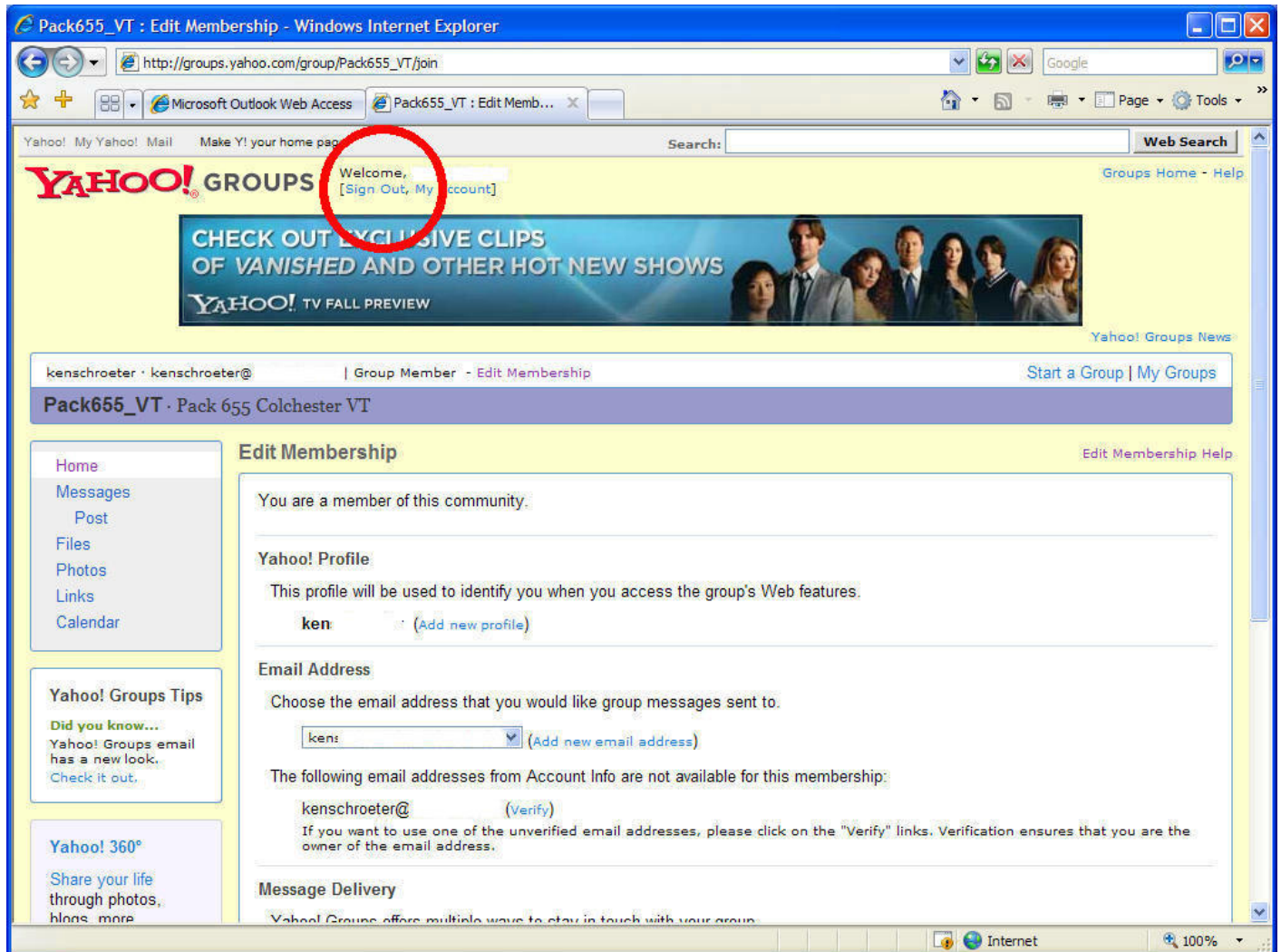
If you can't click on the sentence labeled "Important!" above, you can also verify your email address by cutting and pasting (or typing) the following address into your browser:

<http://edit.yahoo.com/v/recv?6fc.3e>

Step 6g: Email/Password Verification. When you click on the “**Important!**” verification link in that Yahoo verification email, this page should appear, again asking you to enter your password. Hang in there, almost done!



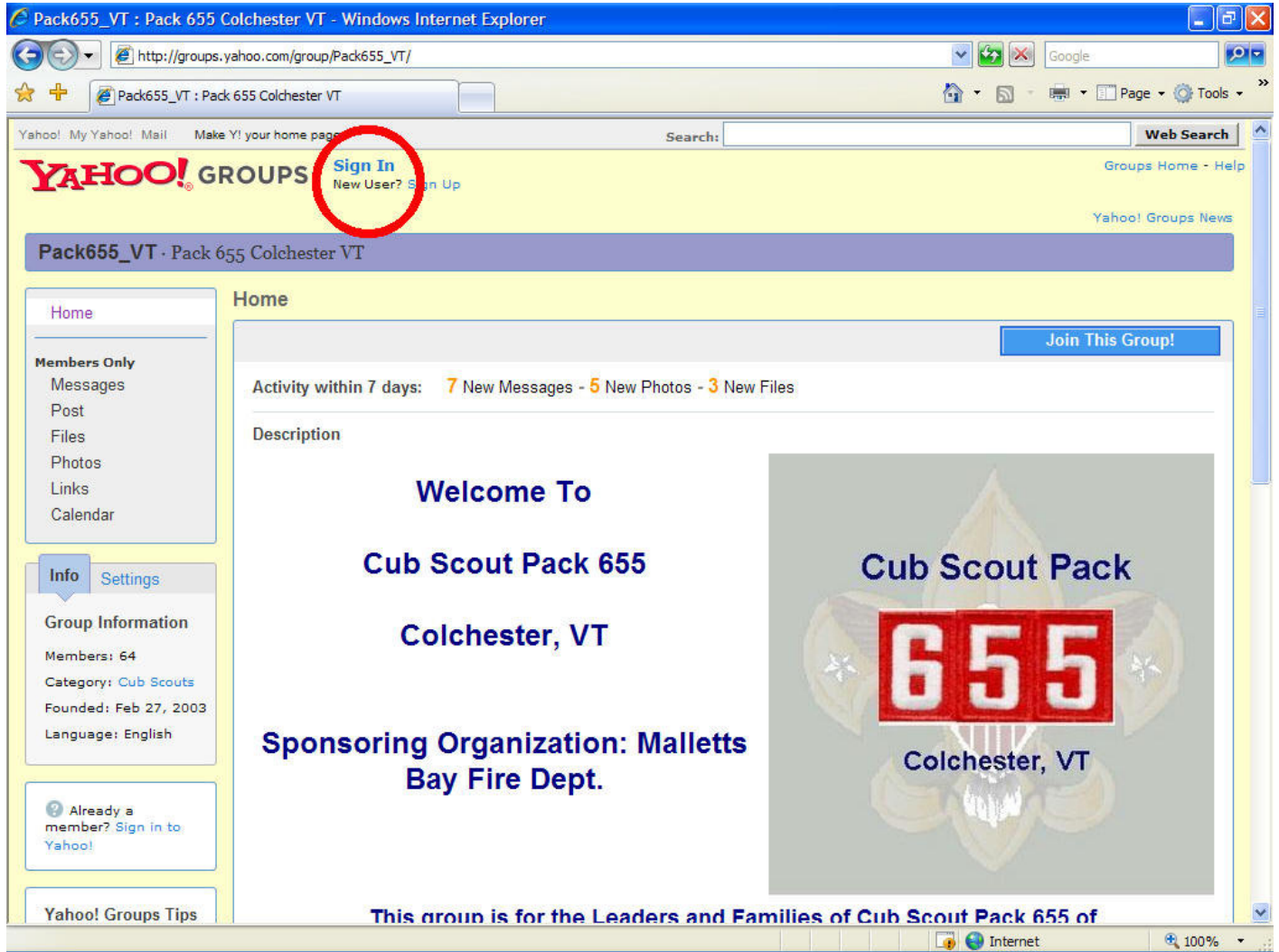
Step 7: Voila! You are in! Well, sort of. The group moderator (Ken Bell) has to approve your access, so until then, the links to Messages, Files, Photos, Links and Calendar will not function. You should receive an email that you are approved within a few days. This is all necessary to protect the information, and our Scouts. Log off this web page by clicking "**Sign Out**".



For "**Message Delivery**", leave the settings as is, don't use Digest. Digest is best for groups that may have 5 or more messages a day; it groups them together and sends them out as one longer email so your email box doesn't fill up. It holds messages for a day or so to see how many it can group together, so may delay your getting important information.

One last step...

Step 8: Test your Sign In. Enter the group link URL (web address): http://groups.yahoo.com/group/Pack655_VT/ and sign back in, making sure it lets you in. Notice the links in the left hand column are black and don't work. They will when the moderator lets you in. This should happen in a day or so.



That's it!

Please try to follow these instructions first. If you still have problems, please contact me, Ken Schroeter, at 872-9606, or by email at kenschroeter@hotmail.com and I'll walk you through it!

YAHOO!