



New Den Leader
Orientation Guide

TABLE OF CONTENTS

CONTACTS	1
FAST-START CHECKLIST	1
PURPOSES OF CUB SCOUTING	2
CORE VALUES OF CUB SCOUTING.....	2
FAMILY INVOLVEMENT	3
PACK ORGANIZATION	4
CHARTERED ORGANIZATION	4
SCOUT COMMITTEE.....	4
CUBMASTER	4
DEN LEADERS.....	4
DEN MEETINGS.....	5
PROGRAM HELPS	6
SCHEDULE	6
PARENTAL INVOLVEMENT	6
ASSISTANT DEN LEADERS AND DEN CHIEFS	6
SUPPLIES	6
HELP !!!	6
PACK MEETINGS	7
PACK ACTIVITIES.....	7
TRAINING	8
FLAG CEREMONIES.....	9
SAMPLE FLAG CEREMONY - PRESENTING THE COLORS	9
SAMPLE FLAG CEREMONY - RETIRING THE COLORS	9
ARRANGEMENT FOR A FLAG CEREMONY.....	10
THE PLEDGE OF ALLEGIANCE	11
PARENTAL OBJECTIONS.....	11
CAMPING	12
CAMPING GEAR	12
“LEAVE NO TRACE”	12
CAMPING LOCATIONS	13
REFERENCES	14
WEBSITES.....	14
SOFTWARE.....	14
FORMS.....	14
ADULT LEADER AWARDS.....	27
DEFINITIONS	34
HINTS & SUGGESTIONS	35



Contacts

Cubmaster	Mark Powell	483-2904 553-1608 mobile mwpowell@qatar.net.qa
Pack Committee - Chair	Robert Denton	483-xxxx rddento@qatar.net.qa
- Secretary	Kerri-Ann Prince	483-5224 dohadudes@yahoo.co.uk
- Treasurer	Eric Guenther	483-5272 eguenther@qatar.net.qa
- Advancements Coord.	Barbara Schmidt	483-4329 schmidt.indoha@freenet.de
- Pack Trainer	Amy Powell	483-2904 mwpowell@qatar.net.qa
Chartered Org. Rep.	Scott Thomas	483-8795 thomae@bigfoot.com

Your first call
when you have
a problem!

Fast-Start Checklist

Try to complete the following as soon as possible. These 6 items will put you well on your way to being a good Den Leader.

- Fast-Start Training.* Online at <http://www.scouting.org/cubscouts/faststart/index.html>
- New Leader Essentials Training.* Contact the Pack Trainer for more info.
- Leader-Specific Training.* Contact the Pack Trainer for more info.
- Review the Cub Scout Book for your Den and understand the advancements program.
- Hold a "Parent's Orientation" meeting to explain to parents their role and responsibilities in Cub Scouting.
- Complete *Youth Protection Training.* Available online at <http://www.directservicebsa.org>



Purposes of Cub Scouting

1. Character Development
2. Spiritual Growth
3. Good Citizenship
4. Sportsmanship and Fitness
5. Family Understanding
6. Respectful Relationships
7. Personal Achievement
8. Friendly Service
9. Fun and Adventure
10. Preparation for Boy Scouts

Core Values of Cub Scouting

Cub Scouting's #1 purpose is Character Development - to help young boys grow up to be good men. In helping boys develop character, Cub Scouting promotes 12 core values. These values are at the core of what it means to be involved in Scouting.

1. Citizenship
2. Compassion
3. Cooperation
4. Courage
5. Faith
6. Health and Fitness
7. Honesty
8. Perseverance
9. Positive Attitude
10. Resourcefulness
11. Respect
12. Responsibility



Family Involvement

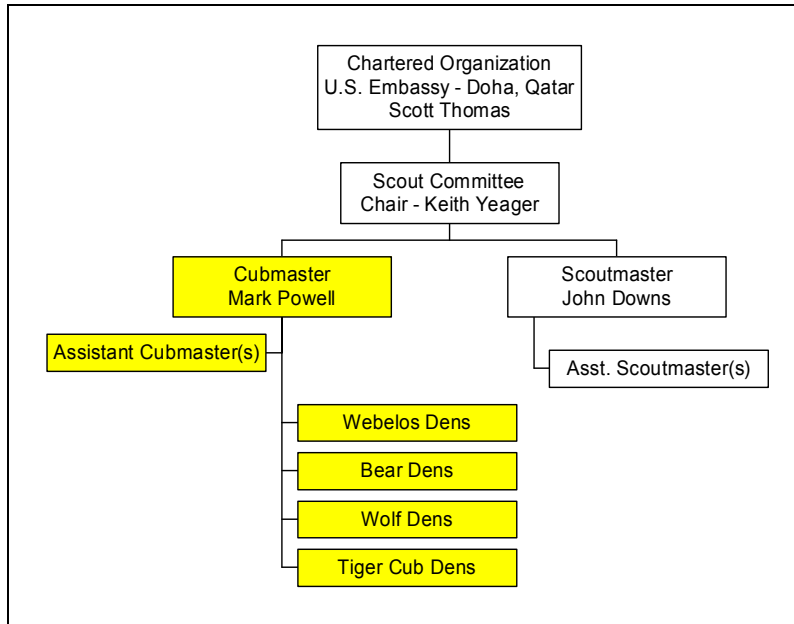
It is important that you communicate to the parents in your Den their roles and responsibilities to Cub Scouting. As Den Leader, your job is to facilitate, guide, and help, but you are not solely responsible for making sure each boy does what he's supposed to do. Cub Scouting is a FAMILY ACTIVITY, not a free baby-sitter.

Parents are expected to:

- Read and understand the Parent Guide at the front of their son's Cub Scout Book.
- Read through their son's Cub Scout Book and understand the advancement process and requirements. It is unacceptable for a parent to come to you in the last month of the year to tell you that, oops...their son completed the requirements for umpteen awards during the year, they just didn't realize it. This is not fair to the boy (who should have been receiving awards throughout the year, but likely wasn't), it's not fair to you, and it's not fair to the Pack.
- Work with their son at home to complete achievements and sign off on completed achievements in the Cub Scout Book.
- Monitor their son's progress and ensure that he completes the necessary achievements in a timely manner.
- Ensure that the Den Leader is informed weekly of newly-completed achievements.
- Help out with Den meetings and field trips.
- Provide refreshments for Den meetings.
- Provide transportation for field trips.
- Attend Pack meetings.
- Accompany their son on the annual Family Campout.
- Actively contribute to at least two Pack activity planning committees (Raingutter Regatta, Family Campout, Pinewood Derby, etc.)



Pack Organization



Chartered Organization

Every Cub Scouts Pack is sponsored by an organization holding a charter from Boy Scouts of America, thus the name “Chartered Organization”. In the States, most Chartered Organizations are churches and schools. Our Chartered Organization is the U.S. Embassy.

Scout Committee

The Scout Committee oversees the overall scouting program, kind of like a corporate Board of Directors. The Committee sets the local policies that govern both Cub and Boy Scouting here in Doha. The Committee consists of a Chair, Secretary, Treasurer, Pack Trainer, Advancements Coordinator, and the Cubmaster and Scoutmaster.

The Committee typically meets monthly, a few days prior to the Pack Meeting, to discuss the Cub Scouting program and make sure everything is running smoothly.

Cubmaster

The Cubmaster is the Pack manager, responsible for the total Cub Scouting program. The Cubmaster coordinates the overall activities of the Pack, handles administrative matters, and acts as emcee at the monthly Pack meetings.

The Cubmaster’s most important job, however, is to support the Dens to ensure that everything functions smoothly. Whenever a problem arises and you need assistance, your first phone call should be to the Cubmaster.

Den Leaders

This is you...the engine that makes Cub Scouting happen. Den Leaders plan & coordinate the activities and participation of the Den.



Den Meetings

Den meetings should be held roughly once each week and last about 1 to 1½ hours. Key responsibilities as Den Leader are:

1. Understand how the advancements program for your Den works. It only takes 30 minutes to 1 hour to quickly thumb through a Cub or Webelos Scout Book and get a good understanding of the process.
2. Conduct a “parents’ orientation” meeting EARLY in the year. Explain to the parents their role in Cub Scouting (see Family Involvement, page 3).
3. Have an activity planned for the meeting each week. You may use games, skits, crafts, field trips, etc., or work on sports & academic beltloops and pins. It’s up to you. (Note that field trips require a *Local Tour Permit* - see Forms on page 14.)
4. Each week your planned activities should get the boys started on achievements leading toward their particular rank badge or arrow / compass points. Plan your activities so that each boy is capable of completing the requirements for his rank badge in time for the Blue & Gold Banquet in February. It is up to the boys and their parents to ensure that all required achievements are completed.
5. Review the boys’ manuals each week to determine what achievements have been completed since the last Den meeting. If you see that a boy is falling behind, counsel him and his parents, or refer the matter to the Cubmaster.
6. Keep accurate records of achievements and inform the Cubmaster each month (about a week in advance of the Pack meeting) if a boy has completed the requirements for a rank badge, arrow point, beltloop, etc.
7. Maintain the *Individual Cub Scout Record* forms for the boys in your Den. The Cubmaster will provide these to you at the start of the year. For Tiger Cub and Wolf Dens, you will be starting with a blank form. Keep the forms up-to-date, and return them to the Cubmaster at the end of the year.
8. Accompany your Den on the annual Family Campout. From the boys’ perspective, this is one of the highlights of the year, and is an excellent opportunity for you to incorporate outdoor-related achievements into your Den program.
9. Prepare your Den for the annual Uniform Inspection. Use the *Uniform Inspection Sheet* (see Forms on page 14) and make sure your boys wear their uniforms properly. Questions? ...call the Cubmaster.
10. One time during the year, your Den will be assigned to conduct the flag ceremony at the monthly Pack meeting. (See the Pack meeting schedule on page 7 and sample flag ceremony on page 9.)



Program Helps

Every year, BSA publishes *Cub Scout Program Helps*, which is packed full of Den meeting ideas (games, crafts, activities, etc) designed to assist you in your planning. Each month, the *Program Helps* focuses on that particular month's "theme".

Although you may run your Den meeting however you wish, you are encouraged to coordinate your planning with the monthly themes and to use the *Program Helps*. In fact, if you use the *Program Helps* faithfully, you'll find that BSA has already done much of the planning for you!

Once you are registered with BSA, you will begin receiving *Program Helps* as an insert to *Scouting Magazine*, which is published every two months. If you don't receive your magazine on time, contact the Cubmaster to get a copy of the relevant *Program Helps*.

Schedule

Scheduling the Den meetings is up to you. As Den Leader, you pick the time and location.

Parental Involvement

DON'T TRY TO DO EVERYTHING BY YOURSELF. Spread the responsibilities around. Delegate. Ask parents to help out with the meeting, assign refreshments duty, etc.

Assistant Den Leaders and Den Chiefs

It is highly recommended that you recruit an Asst. Den Leader from among the parents in your Den. This will take a lot of load off of you, as well as provide someone to cover for you during emergencies, vacations, etc.

A Den Chief is an older Boy Scout who helps out with the Den. Den Chiefs can be very useful and can, surprisingly, often keep the younger boys in line in situations where they would run you ragged. If you would like a Den Chief for your Den, contact the Cubmaster.

Supplies

Each Den Leader is typically provided, by the Pack Committee, with QR 100 at the start of the year. This money can be spent, at your discretion, on minor supplies for the Den. If you need additional supplies, submit a Supplies Requisition to the Cubmaster (see Forms on page 14).

HELP !!!

Any time a problem arises that you don't know how to handle, **CALL THE CUBMASTER**. He / she can solve most problems, if informed before they get out of hand. And if he can't...at least it's off your hands!



Pack Meetings

This year's schedule for Pack Meetings is as follows:

Date	Pack Activity	Theme	Flag Ceremony*
Sep 17	Registration	Soaring to New Heights	---
Oct 8	Kick-Off Meeting	Once Upon a Time	Webelos Den 7
Nov 12	Raingutter Regatta	Pilgrims of Plymouth Rock	Webelos Den 6
Dec 10	Uniform Inspection / Pictures	A Cub Scout Gives Goodwill	Webelos Den 5
Jan 22 - 24	Campout / Arrow of Light	Home Alone	Bear Den 3
Feb 18	Blue & Gold Banquet	Fiesta!	Bear Den 3
Mar 17	Service Project	Walk in my Shoes	Wolf Den 1
Apr 21	Tiger Cub Graduation	Cubervation	Tiger Cubs
May 19	Pinewood Derby	My Home State	TBD

* The den performing the flag ceremony is also responsible for room clean-up following the meeting.

Pack meetings are held once every month (except during the summer) and provide an opportunity for the various Dens to come together and show off what they've learned and done in the past month. It also provides a public forum for presenting the boys with the awards and badges they've earned, as well as allowing for Pack-wide activities such as the Raingutter Regatta and Pinewood Derby.

If your Den:

- Made something...BRING IT ! SHOW IT OFF !
- Learned a skit...PERFORM IT !
- Learned a song...SING IT !
- Learned a game...TEACH US TO PLAY IT !
- Learned a joke...SHARE IT !

The Cubmaster will contact all Den Leaders about a week prior to the Pack Meeting to solicit input for the agenda. Make it your goal to have your Den "on the agenda" at least 3 - 4 times throughout the year.

Pack Activities

Throughout the year, the Pack conducts numerous activities that span across all Dens. These include:

- Raingutter Regatta: Each boy makes a small boat, using a kit supplied by the Pack. These boats are raced in water-filled raingutters using "boy-power"; i.e. the boys blow on the sails to provide propulsion.
- Pinewood Derby: Each boy makes a pinewood racecar, using a kit supplied by the Pack. The cars are raced down a sloped track, powered only by gravity.
- Family Campout: Once each year, the Pack goes camping, typically at Zikreet on the Western side of the Qatar peninsula. All families are encouraged to attend. Note that each boy must be accompanied by a family member or designated adult guardian. BSA's youth protection policy does not allow Den Leaders to act as designated adult guardians.



Training

“Every boy deserves a trained leader”

Each Den Leader should complete a total of four BSA training courses. These courses are:

1. **Fast-Start:** Just the basics.
2. **New Leader Essentials:** Basic information about BSA’s structure, goals, and policies. Also includes information specific to Pack # 3947.
3. **Leader-Specific Training:** More in-depth information about your role as a Den Leader or Webelos Den Leader.
4. **Youth Protection Training:** BSA’s policies and guidelines to prevent child abuse. At least one leader trained in Youth Protection is required to be in attendance for any field-trips or campouts you may wish to conduct. This is a very good, and very important, training course so please try to complete it!!

Fast-Start training is available online at <http://www.scouting.org/cubscouts/faststart/index.html>. This only takes about 15 minutes to complete & should be done ASAP. **Fast-Start** is also available on VHS video if you prefer. Contact the Cubmaster if you need a video.

New Leader Essentials and **Leader-Specific Training** classes typically take 2 - 3 hours each and are conducted back-to-back so that you can finish in one day. They are offered in late September and / or early October. Contact the Pack Trainer for more information and dates.

Once you have completed *New Leader Essentials* and *Leader-Specific Training*, you will be considered “trained” by BSA and allowed to wear the “Trained” emblem on your uniform.

Youth Protection Training can be done online at <http://www.directservicebsa.org>. Click on “Resources” then scroll down and select “Youth Protection Training”. This takes about 30 minutes and is some of the most important training you can complete.



Flag Ceremonies

When it is your Den's turn to conduct the flag ceremony at the Pack meeting, you can make it as fancy or as simple as you wish, although simple is recommended.

Sample Flag Ceremony - Presenting the Colors

Cubmaster: **“Den _____ will now present the colors. Den _____, are you prepared to present the colors? Present the colors.”**

(Cubmaster steps to one side and announcer moves forward to the podium. The color guard is at attention in the back of the room. The American flag should be marching in from the right and the Cub Scout flag from the left.)

Announcer: **“Will the audience please rise.”** (Wait for the audience to rise.)

“Color guard, present the colors.”

(Color guard starts down the aisle. As the color guard begins to move down the aisle, the announcer continues...)

“Cub Scouts, salute.”

(Cub Scouts salute while the color guard proceeds down the aisle. When the flags cross, the American Flag should pass in front of the Pack flag. The American Flag should be posted on the audience's left. The color guard should line up in an orderly fashion. *Do not post the colors until the announcer gives the order!*)

“Color guard, post the colors.”

(Flag bearers now place the flags in the stands. Always be certain that the American Flag ***NEVER*** touches the floor!)

“Will the audience please join us in the Pledge of Allegiance.”

(...short pause while audience stands...)

“I pledge allegiance to the flag...”

“Two.” (This means relax the salute.)

“Color guard, retreat.”

(Color guard should leave the stage in an orderly fashion.)

“Will the audience please be seated.”

Sample Flag Ceremony - Retiring the Colors

Cubmaster: **“Den _____ will now retire the colors. Den _____, are you prepared to retire the colors? Retire the colors.”**

(Cubmaster steps to one side and announcer moves forward to the podium.)



Announcer: **“Color guard, front and center.”**

(The color guard should line up in an orderly fashion & stand at attention in position to retire the colors.)

“Prepare to retire the colors.”

(Flag bearers remove the flags from the stands.)

“Color guard, retire the colors. Cub Scouts, salute.”

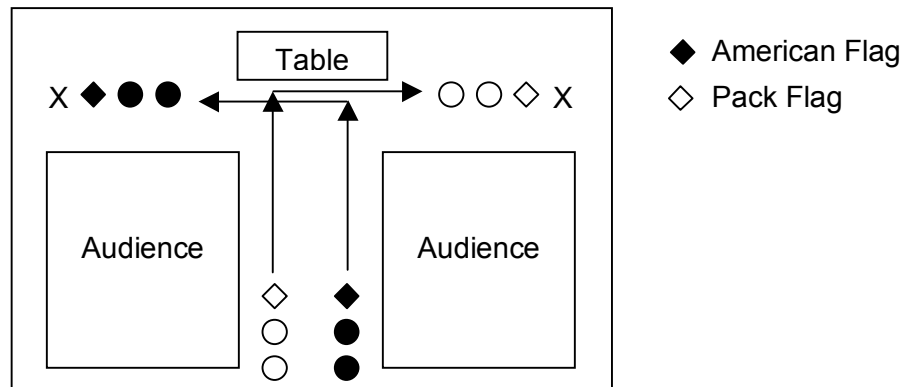
(Color guard proceeds up the aisle, flag bearer leading. When the flags are in the rear of the audience, announcer says:)

“Two.” (Cub Scouts relax the salute.)

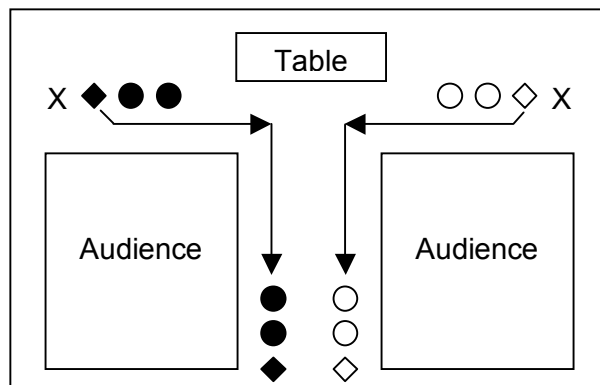
Arrangement for a Flag Ceremony

Presenting the colors:

Note that the American Flag is always on its own right-hand side. When presenting the colors, this means that the flags must cross at the front of the room. The American Flag should cross in front of the Pack flag, as shown below.



Retiring the colors:





The Pledge of Allegiance

"I pledge allegiance to the Flag of the United States of America, and to the Republic for which it stands, one nation under God, indivisible, with liberty and justice for all."

Parental Objections

Due to the international nature of our Pack (approximately 25 - 30% of our Scouts are non-Americans), you may on rare occasions be approached by a parent who is uncomfortable with their son reciting the Pledge of Allegiance. The proper response is to gently inform them that, because this organization is the Boy Scouts of America, we will be honoring the U.S. Flag. However, no one will be required or forced to recite the Pledge of Allegiance; we simply ask that those who elect not to recite the Pledge stand quietly at attention and show the respect due to any nation's flag.



Camping

Ask any Cub why he joined Scouting & you're likely to hear "Camping!". Our annual Family Campout is typically held between November and February each year (before it gets too hot!) and is perhaps the highlight of the year. All families are encouraged to attend. Note that each boy must be accompanied by a family member or designated adult guardian. BSA's youth protection policy does not allow Den Leaders to act as designated adult guardians.

As Den Leader, your responsibility is to prepare your Den for the campout. This includes making sure each boy knows what is expected of him on the campout, what he is expected to bring, and also planning activities for your Den. Try to plan outdoor-related activities that count towards the boys' rank badges. For Webelos, this is a perfect opportunity to work toward the Outdoorsman and Geologists activity pins.

Always keep safety in mind, and get a copy of the *Guide to Safe Scouting* from the Cubmaster.

Camping Gear

As a minimum, each boy & his family should bring the following on the campout.

Personal Overnight Gear

- Pocketknife
- First Aid Kit
- Extra clothes
- Rain gear
- Water bottle
- Flashlight
- Trail food
- Matches / fire starters
- Sun protection
- Map / compass
- Backpack
- Rain cover
- Tent

Eating Kit

- Spoon
- Plate / bowl
- Cup
- Water (min 1 gal / person / day)

Personal Extras

- Watch
- Camera / film
- Pen / pencil
- Notebook
- Sunglasses
- Swimsuit

Cleanup Kit

- Soap
- Toothbrush
- Toothpaste
- Dental floss
- Comb
- Washcloth

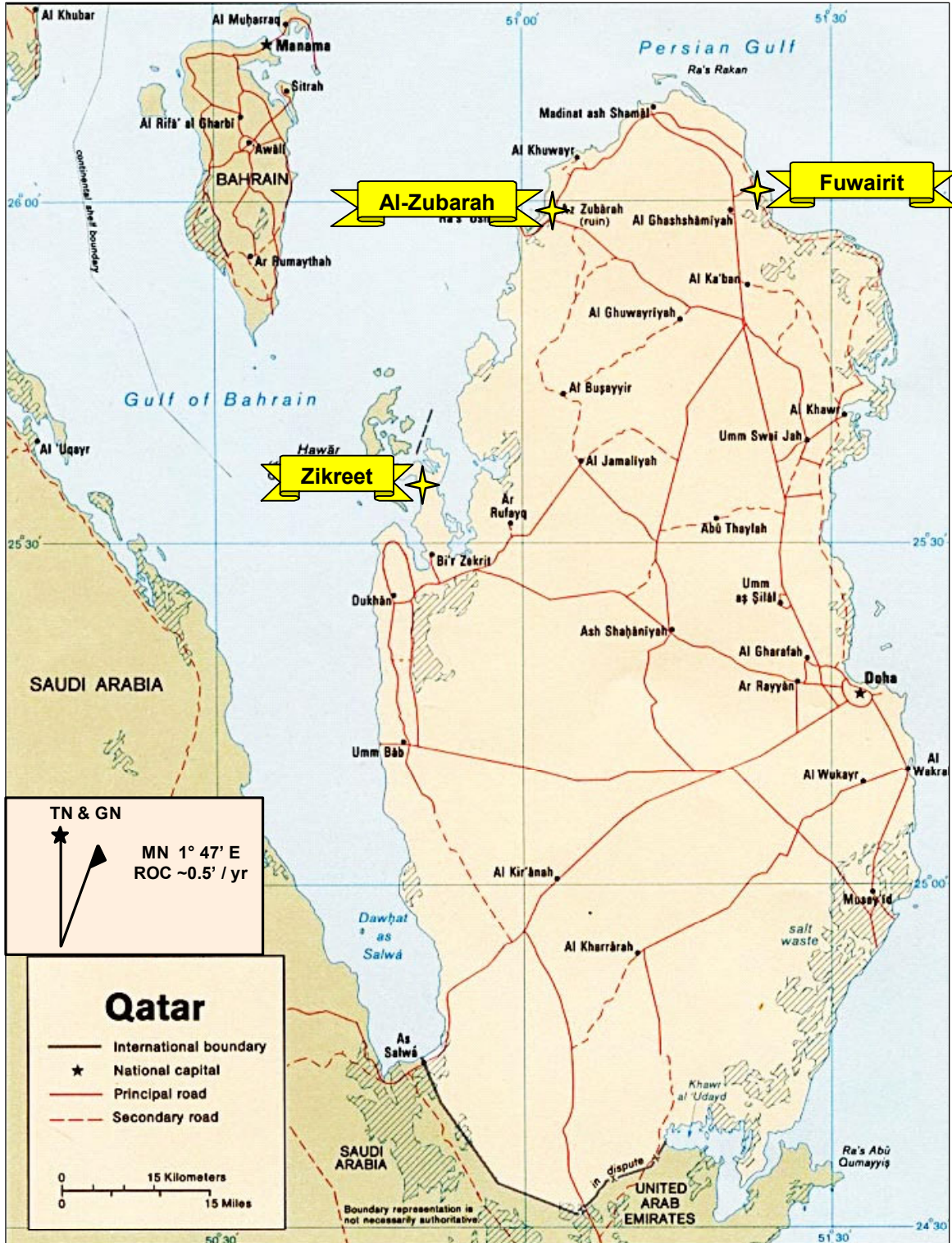
"Leave No Trace"

As Scouts, we subscribe to BSA's "Leave No Trace" program. One of the key principles is that we leave the campsite like we found it (or better). No trash is to be left behind ("Pack it in, Pack it out"). Contact the Cubmaster for more detailed information on the "Leave No Trace" program.





Camping Locations





References

Websites

The Pack maintains a website using Yahoo Groups which contains downloadable versions of most forms, links to useful and interesting Scouting websites, and other generally good stuff.

Pack # 3947 Yahoo Group <http://groups.yahoo.com/group/packleaders3947/>

Boy Scouts of America <http://www.scouting.org>
Direct Service Council <http://www.directservicebsa.org>
BSA Supply Catalog <http://www.scoutstuff.org>
Cub Scout Leaders Virtual Handbook <http://www.geocities.com/~pack215/>
Religious Emblem Program <http://www.scouting.org/awards/religious/index.html>

Cubmaster's
Choice!!

Fast-Start Training <http://www.scouting.org/cubscouts/faststart/index.html>
Youth Protection Training <http://www.directservicebsa.org>

Software

Someone in Pack 215 (Walnut Creek, CA) went to a lot of effort and created some **very** nice Excel spreadsheets for tracking boys' progress toward the various rank badges. These can be downloaded for your use from the Cub Scout Leaders Virtual Handbook, above.

To make them even easier to find and download, copies of these files have been placed on the Pack # 3947 Yahoo Group. Just click on "Files".

Forms

Samples of the following useful forms are attached. You can download a full-size version of these and many other forms for your own use from the Pack # 3947 Yahoo Group.

- Individual Cub Scout Record
- Local Tour Permit
- Uniform Inspection Sheet - Cub Scout & Webelos Scout
- Uniform Inspection Sheet - Female Leader
- Uniform Inspection Sheet - Male Leader
- Den Advancement Report
- Supplies Requisition



Individual Cub Record - 1



Individual Cub Record - 2



Local Tour Permit - 1



Local Tour Permit - 2



Uniform Inspection, Cub - 1



Uniform Inspection, Cub - 2



Uniform Inspection, Female - 1



Uniform Inspection, Female - 2



Uniform Inspection, Male - 1



Uniform Inspection, Male - 2



Den Advancement Report



Supplies Requisition



Adult Leader Awards

Scouts aren't the only ones who earn badges in Cub Scouts. BSA has several awards designed for adult leaders, each of which has its own set of requirements for tenure, training, and performance. Each award consists of an embroidered "square knot" patch that is worn on the Scouting uniform above the left pocket.

The requirements for the awards that can be earned by Den Leaders are attached.

You are encouraged to work toward the requirements for the relevant Den Leader award, even if you don't really care about receiving the knot. Why? Because the criteria for each award are the very actions that make for a healthy, vibrant Cub Scouting program. Think of these criteria as your "guideposts" to a strong program, and follow them accordingly.

Notes:

- You may only count tenure for a position in which you are registered, and may not use the same tenure for more than one award. Contact the Cubmaster when you've completed all of the relevant requirements for an adult leader award.
- Due to our relatively isolated location, it is virtually impossible for Pack # 3947 leaders to meet the training requirement of attendance at a University of Scouting, Pow-Wow, or Roundtables. Our Council has agreed that this requirement may be replaced by leadership in a significant activity above and beyond the normal duties of the relevant position.



Tiger Cub Den Leader



OVERVIEW

The Tiger Cub Den Leader Award is represented by a black & orange 'square-knot' on a gold field with orange border.

AWARD REQUIREMENTS

Tenure: Complete one year as a registered Tiger Cub den leader.

Training (do all):

1. Complete "The New Tiger Cub Den Leader" Fast Start Training.
2. Complete Basic Leader Training for Tiger Cub den leaders.
3. Complete Youth Protection training.
4. During your tenure for this award, participate in a Cub Scout leader Pow-Wow or University of Scouting, or attend at least four roundtables.

Performance (do all):

1. Help with a Tiger Cub roundup for your pack with at least five new Tiger Cub boy-adult partner teams recruited.
2. Contact the host team each month and provide support as needed for one year.
3. Coordinate Tiger Cub den participation in three pack activities.
4. Graduate at least 60 percent of your Tiger Cubs into a Cub Scout den.
5. Report on the progress of your Tiger Cub dens at 75 percent of pack leaders' meetings.



Cub Scout Den Leader



OVERVIEW

The Den Leader Award is represented by a gold 'square-knot' on a navy field.

AWARD REQUIREMENTS

Tenure: Complete one year as a registered Cub Scout den leader.

Training (do all):

1. Complete "The New Den Leader" Fast Start Training.
2. Complete Basic Leader Training for Cub Scout den leaders.
3. Complete Youth Protection training.
4. During your tenure for this award, participate in a Cub Scout Leader Pow-Wow or University of Scouting, or attend at least four roundtables.

Performance (do five):

1. During at least one program year, have a minimum of 50 percent of the Cub Scouts in your den earn the rank for their grade or age (Wolf or Bear).
2. At least once, reregister a minimum of 75 percent of the eligible members of your den as a part of the pack charter renewal process.
3. Graduate a minimum of 60 percent of the eligible members of your den into Webelos Scouting.
4. Have an assistant den leader or second adult who meets regularly with your den.
5. Have a den chief who meets regularly with your den.
6. Take leadership in planning and conducting a den service project.
7. Conduct at least three den meetings per month, nine months per year, or follow an optional plan approved by the pack.
8. Participate with your den in a Cub Scout day camp or Cub Scout resident camp experience.
9. Explore three Character Connection activities with your den members in one year.
10. Hold regular den meeting and den activity planning sessions with your assistant den leader.



Webelos Den Leader



OVERVIEW

The Webelos Den Leader Award is represented by an orange 'square-knot' on a gold field.

AWARD REQUIREMENTS

Tenure: Complete one year as a registered Webelos den leader.

Training (do all):


1. Complete "The New Webelos Den Leader" Fast Start Training.
2. Complete Basic Leader Training for Webelos den leaders.
3. Complete Webelos Leader Outdoor Training.
4. Complete Youth Protection training.
5. During your tenure for this award, participate in a Cub Scout leader Pow-Wow or University of Scouting, or attend at least four roundtables.

Performance (do seven):

1. During at least one program year, have a minimum of 50 percent of the Webelos Scouts in your den advance in rank (Webelos badge or Arrow of Light Award).
2. At least once, reregister a minimum of 75 percent of the eligible members of your den as part of a the pack charter renewal process.
3. Graduate a minimum of 60 percent of the eligible members of your Webelos den into Boy Scouting.
4. Have an assistant den leader or second adult who regularly attends your den's meetings and activities.
5. Have a den chief who meets regularly with your den.
6. Take leadership in planning and conducting two Webelos overnight campouts or other outdoor den activities each year.
7. Help plan and conduct a Webelos den-Boy Scout troop joint activity.
8. Take leadership in planning and conducting a Webelos den service project.
9. Conduct at least three Webelos den meetings per month, nine months per year, or follow an optional meeting plan approved by the pack.
10. Participate with your den in a Webelos day camp or resident camp experience.
11. Explore three Character Connection activities with your den members in one year.
12. Hold regular den meeting and den activity planning sessions with your assistant den leader.



Cub Scouter



OVERVIEW

The Cub Scouter Award is represented by a gold 'square-knot' on a navy field.

AWARD REQUIREMENTS

Tenure: Complete two years as a registered adult leader in a Cub Scout pack.

Training (do all):

1. Complete Fast Start Training for your position.
2. Complete Basic Leader Training for any Cub Scouting position.
3. Complete Youth Protection training.
4. During each year of tenure for this award, participate in a Cub Scout Leader Pow-Wow or University of Scouting, or attend at least four roundtables.

Performance (do five):

1. Help plan a pack program that results in advancement in rank by a minimum of 50 percent of pack members each year.
2. Serve as an adult leader related to a pack that earns the national Quality Unit Award.
3. Serve as leader of a blue and gold banquet, pinewood derby, space derby, raingutter regatta, field day, picnic, or other Cub Scout activity.
4. Give leadership to a promotional effort that results in at least 60 percent of pack families subscribing to Boys'Life magazine.
5. Develop or update a Tiger Cub or Cub Scout den activity book listing local places to go, things to do, costs, distances, etc., for the five Tiger Cub achievements or at least 12 Cub Scout themes.
6. Give leadership to planning and conducting a pack service project.
7. Organize participation of a pack in the Cub Scout Academics and Sports program.
8. Help conduct two annual pack Friends of Scouting campaigns.
9. Serve as a leader for members of your pack attending a Cub Scout day camp or resident camp.
10. Serve one year as pack trainer, during which time 75 percent of registered pack leaders complete Basic Leader Training for their positions.



International Scouter



OVERVIEW

The International Division of Boy Scouts of America awards the International Scouter Award to recognize Scouters for their contribution to worldwide Scouting. The International Scouter Award is represented by a purple and white 'square knot' on a tan field, surrounded by a purple border.

AWARD REQUIREMENTS

Applicants must be registered adult members of BSA and must receive the approval of their council's international committee chairperson or representative & council Scout executive and must complete at least six (6) requirements from at least three (3) of the following categories:

1. Give leadership to International Scouting:
 - Serve as council international representative, council international committee member, or BSA International Committee member for a minimum of three consecutive years.
 - Serve as a registered adult leader with a Direct Service Cub Scout pack, Boy Scout troop, or Venturing crew.
 - Serve at least one year in any international Scouting position approved by the BSA International Division.
2. Give leadership to international events held in the United States:
 - Host Scouts/Scouters (minimum of three visitors per group) from another country as part of an official national, council, district, or unit activity.
 - Serve on the international staff at a national Scout jamboree.
 - Assist in the organization of your council's participation in the International Camp Staff program. Be responsible for bringing a foreign Scout on staff to the council's summer camp program for two summer camp seasons.
3. Give leadership to international events held in other countries:
 - Serve as an adult leader in a BSA contingent to a world Scout jamboree or Pan-American Scout jamboree.
 - Serve as an adult leader for a group of BSA Scouts participating in an event held by a foreign Scout association recognized by the World Organization of the Scout Movement. The activity may be an exchange program, camp experience, tour activity, or home hospitality function.
 - Serve on the international service staff of a world Scout jamboree.
4. Educate self and others:
 - Attend an international Scout conference at the Philmont Training Center. Share what you have learned with others in your council.
 - Promote international Scouting at a district, council, regional, or national event.
 - Participate in organizing or providing leadership for a BSA Scout activity in another country that involves interaction with Scouts from that country, such as an exchange program, camping experience, or tour activity.
5. Give support to International Scouting:
 - Organize a collection for the World Friendship Fund at two district and/or council events.
 - Become or recruit a member of the Order of the Condor for the Interamerican Scout Foundation.
 - Become or recruit a Baden-Powell Fellow for the World Scout Foundation.



National Quality Unit Award



Each year during the rechartering process, BSA asks the Pack leadership team to make commitments in ten (10) specific areas of Pack program delivery. During the rechartering process of the following year, we are asked to report on our performance against these commitments.

The Cub Scout Pack **National Quality Unit Award** is granted to Cub Scout Packs that achieve a minimum of six of the 10 operational quality commitments.

Commitments 1 - 4, plus at least two (2) additional commitments are required for the Pack to earn the National Quality Unit Award.

The commitments are:

1. * **Training:** The Cubmaster and at least 50 percent of Tiger Cub den leaders, Cub Scout den leaders, and Webelos den leaders will complete Fast Start and Basic Leader Training for their current position.
2. * **Two-Deep Leadership:** We will have one or more registered, trained, and active assistant Cubmasters. One registered adult is assigned responsibility for Youth Protection training.
3. * **Outdoor Activities:** The Cub Scout pack will participate in one or more of the following experiences: Cub Scout day camp, resident camp, family camp, Webelos den overnigher(s), and/or other activities conducted or approved by the local council.
4. * **On-Time Charter Renewal:** The pack will complete its charter renewal before its current charter expires.
5. **Pack Meetings:** We will hold a minimum of nine pack meetings a year, and the pack will earn the National Summertime Pack Award.
6. **Tiger Cubs:** We will have one or more Tiger Cub dens in our pack.
7. **Service Project:** We will conduct a service project annually, preferably for the chartered organization or the community.
8. **Advancement:** Seventy percent or more of our Cub Scouts and Webelos Scouts will advance a rank, or we will have a 10 percent increase over a year ago. Approved rank advancements for this recognition include Bobcat, Wolf Cub Scout, Bear Cub Scout, Webelos Scout, and Arrow of Light.
9. **Boys' Life:** A subscription to Boys' Life will go into the homes of all our Tiger Cubs, Cub Scouts, and Webelos Scouts, or we will have a 10 percent increase over a year ago.
10. **Membership:** We will renew our charter with an equal or greater number of youth registered over a year ago.



Definitions

Achievements	The activities that a boy completes on to earn his rank. Achievements are approved and signed-off by a parent.
Activity Pin(s)	Pins earned by Webelos Scouts as they progress toward the Webelos and Arrow of Light ranks. Activity pins are analogous to merit badges in Boy Scouts.
Arrow of Light	The highest rank achievable by Cub Scouts and the only Cub Scout rank badge that may be worn on the Boy Scouts uniform.
Arrow Points	Arrowhead badges that Wolf and Bear Cubs can earn <u>after</u> earning their rank.
Bear Cub	A boy of age 8, or in the 3rd grade. Works on the Bear rank.
Bobcat	The first rank on the “Cub Scout Trail”. Earned by all boys, regardless of age, before beginning work on the Wolf, Bear, or Webelos rank.
Compass Points	Pins that are earned by Webelos Scouts <u>after</u> earning the Webelos rank.
Cub Scout	A boy between the ages of 7 and 10, or in the 2nd thru 5th grade
Rank	The various levels of achievement earned by Cub Scouts. In order, the ranks are: Bobcat, Wolf, Bear, Webelos, Arrow of Light. A boy may enter Cub Scouting at any age, but may only work on the designated rank for his age group. The Bobcat rank, however, is earned by all boys before starting work toward other badges (except Tiger Cub).
Tiger Cub	A boy of age 6, or in the 1st grade. Tiger Cubs BSA is actually a separate sub-program of Cub Scouts. At the end of the year, Tiger Cubs graduate into the Cub Scouts Pack.
Wolf Cub	A boy of age 7, or in the 2nd grade. Works on the Wolf rank.
Webelos	A boy of age 9 or 10, or in the 4th or 5th grade. “Webelos” means “ <u>We’ll Be Loyal Scouts</u> ”. 1st-year Webelos work on the Webelos rank. 2nd-year Webelos (or Webelos II) work on the requirements of the Arrow of Light.



Hints & Suggestions

Below are some useful hints and learnings from Den Leaders throughout the years:

- At this age, a boy's attention span isn't much longer than 10 minutes and they have a lot of energy. Alternate quiet activities with loud, active ones to give them a chance to blow off steam.
- Have parents mark any newly-completed achievements in their son's manual each week with a paper-clip or summarize with a post-it note on the front of the manual.
- Conduct a Den Uniform Inspection a week or two in advance of the Pack Uniform Inspection. This allows you to correct the boys' mistakes so that everyone passes the Pack inspection.

