



PETE&C 2008

Pennsylvania Educational Technology Exposition & Conference

February 11-12, 2008

Hershey Lodge and Convention Center

Hershey, Pennsylvania

Make Your Own Jeopardy Game with PowerPoint

PRESENTER:

NOEL O. LAWSON



Agenda

- Why play game like Jeopardy?
- How to begin
- Creating a Jeopardy
- Resources

Why Jeopardy Game in Class

- ✳ Great way to motivate students
- ✳ Fun way to review content
- ✳ Learn new key ideas
- ✳ Used as an assessment tool
- ✳ Helps teachers identify areas for remediation
- ✳ Can be uploaded to teachers' website for student use
- ✳ Allows teachers to review a great amount of content

- * Learn content vocabulary words
- * Stimulate critical thinking
- * Enhances memory
- * Enables students to explain themselves clearly
- * Repetition enhances learning
- * Can improve listening skills
- * Can enhance the classroom climate

* Easy to create

* Middle school and elementary teachers can review several content area simultaneously

* Foster teamwork and cooperation

* Students are actively engage in the learning experience

* Students take risk

* Students can submit questions for the game

❖ High school teachers can categorize their game board with key ideas from performance standard from each unit in the course.

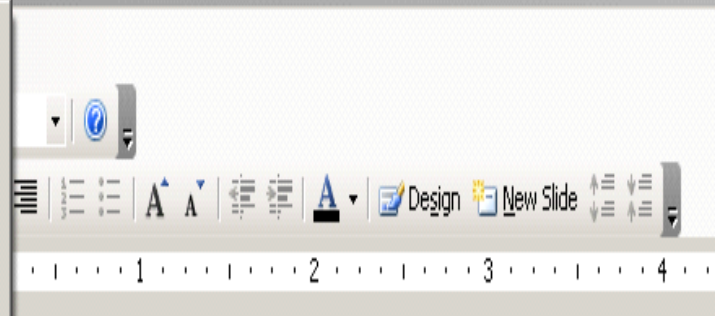
How to Begin

- First have all your questions and answers available (**NB**) Select the key ideas from the performance standard
- Go to start
- Select all programs
- Find Microsoft office
- From the drop down menu select PowerPoint

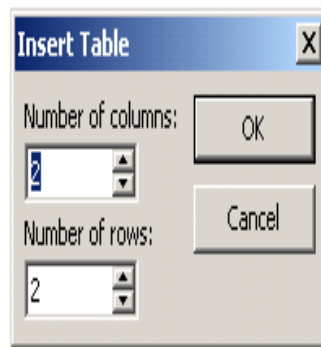
- Burn CD & DVDs with Roxio
- Set Program Access and Defaults
- Windows Catalog
- Windows Update
- HP Image Zone
- HP Solution Center
- Accessories
- Adobe
- McAfee
- Games
- Lexmark Z600 Series
- Microsoft Office**
- Roxio Easy CD Creator 5
- Startup
- Internet Explorer
- Burn CD & DVDs with Roxio
- Outlook Express
- Remote Assistance
- Internet Explorer
- Windows Media Player
- Windows Messenger
- Java 2 Runtime Environment
- ClickArt 50,000
- TextBridge Pro Millennium
- SPSS for Windows
- SPSS OEM Connect for ODBC 5.0
- SPSS OEM SequeLink for ODBC 5.4
- Draw 4 App
- Macromedia
- Mozilla
- Ipswitch WS_FTP Home
- Adobe ImageReady CS2
- Adobe Photoshop CS2

- Media Manager
- Wireless-G Notebook Adapter
- Broderbund
- Adobe Photoshop Album Starter Edition 3.2
- Adobe Reader 8
- Photo Story 3 for Windows
- Bytescout PPT To PDF Scout
- Pixelan
- Microsoft Office Tools
- Microsoft Office Access 2003
- Microsoft Office Excel 2003
- Microsoft Office Outlook 2003
- Microsoft Office PowerPoint 2003**
- Microsoft Office Publisher 2003

Create and edit presentations for slide shows, meetings, and Web pages by using Microsoft Office PowerPoint.



Select the number of rows and columns you need then click ok.



Name the categories you want the game to have

Math	English			

Sample of a History Game


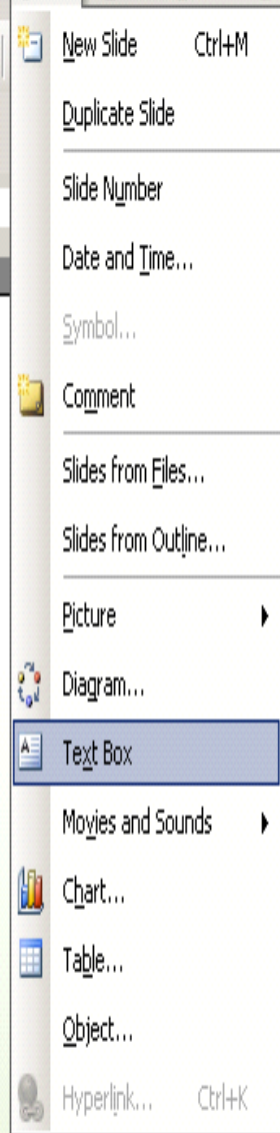
Court Case	The Constitution	Civil War Reconstruction	Civil Rights	Roaring Twenties

Now that you have the categories, decide the value of each cells.

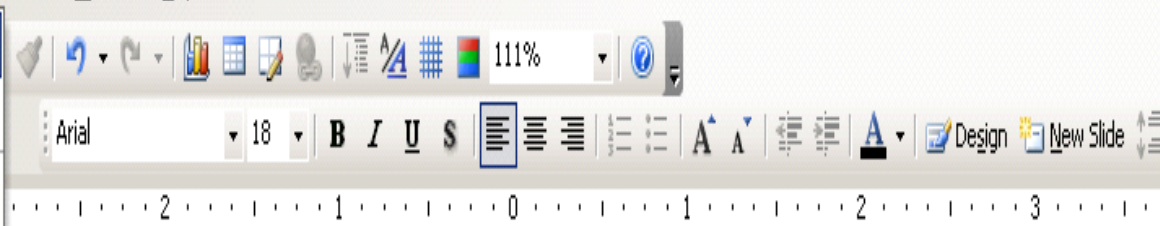
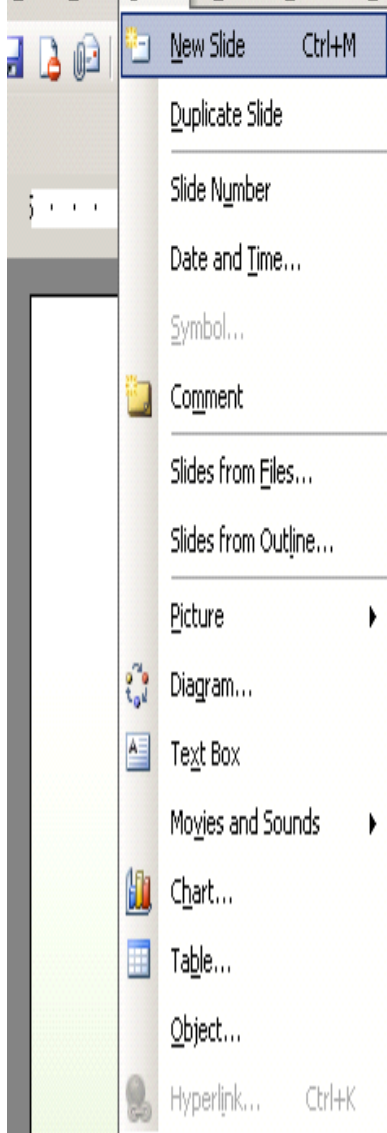
Type in the value for each of the cells

Math	Music	Art	Reading	Science
10	10	10	10	10
30	30	30	30	30

Continue to assign points for each cell as shown



To type text, click on **Insert** on the toolbar. A dropdown menu appears; locate **Textbox**. Click on it.



Go to **Insert** on the toolbar and select **New slide**.

A new window pops up on the right side of the screen

From the **Slide Layout**, select the slide that is appropriate for the content you want to display. For example, if need text and graphic, I would choose a slide from **Other Layout**

For text only, I would select **Content Layout**.

Next, go to insert and select textbox. It allows you to type in the content. Name each cell 1.1 for row1 column1. It makes the linking of the slides much easier.

When you complete the question slide the following slide should have the correct answer with explanation.

1.1 Question

Complete the statement. A silent beat is ...

Answer:

What is a silent beat?



2.2

Name the different categories/groups in which musical instruments are divided.

2.2 Answer:

What is the string, woodwind, brasswind, percussion and the keyboard?



1.1 Question

A triangle with its angles equivalent is _____

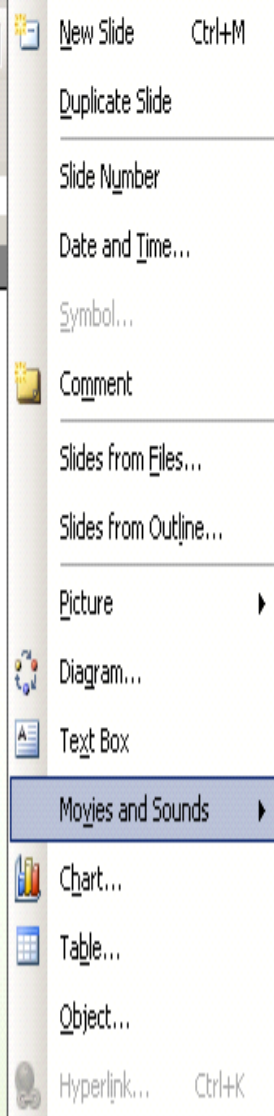
1.1 Answer

What is an equilateral triangle?



To link your answer back to the game board, from the PowerPoint toolbar, click on **Insert** and select **Hyperlink** then click; you could also do (ctrl+ K).

When the dialog box appears, select **Place in the Document**. You now see all the slides you've made. Select the slide you need to link to that is the **Game Board** and click ok.



Arial 18 B I U S

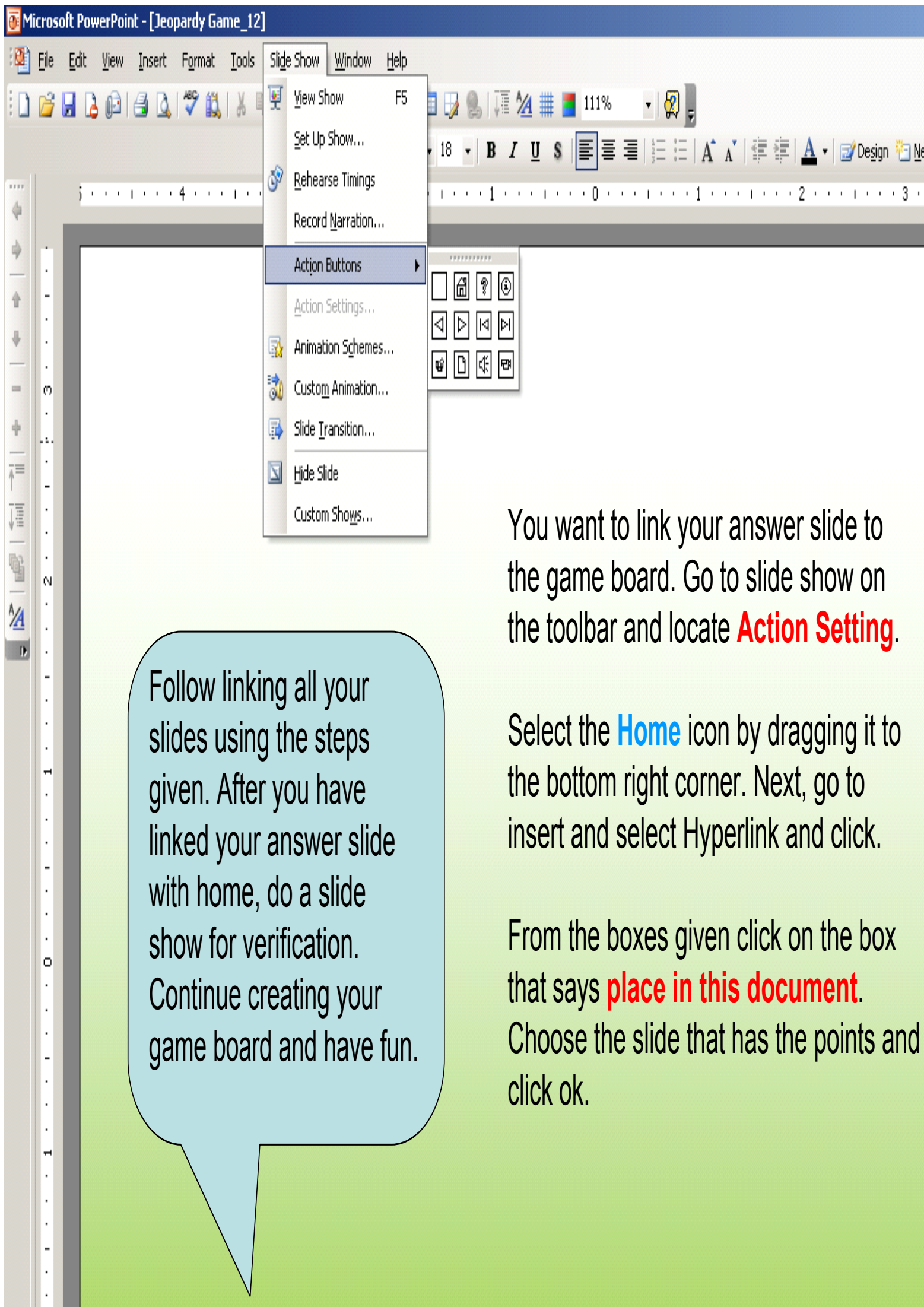
3 2 1 0 1 2 3

Let's add some sound effects to some of the cells to indicate the **Daily Double**.

As shown in diagram, locate **Insert** on the toolbar, scroll down to movies and sound. Select the sound you desire from **Sound Clip Organizer**.

Listen to each before you click ok. When you find the clip you want, you have two options: **automatically** or when **clicked**.

Choose the latter. You will notice a symbol shaped like a bell. Position the clip in the cell you want to have daily double. Click save and view the show to hear the effects.




Follow linking all your slides using the steps given. After you have linked your answer slide with home, do a slide show for verification. Continue creating your game board and have fun.

You want to link your answer slide to the game board. Go to slide show on the toolbar and locate **Action Setting**.

Select the **Home** icon by dragging it to the bottom right corner. Next, go to insert and select Hyperlink and click.

From the boxes given click on the box that says **place in this document**. Choose the slide that has the points and click ok.

Your board is now completed
so let's add music and other
special effects



Find Insert on the
Toolbar.

Math	Music	History	Reading	Science
<u>10</u>	<u>10</u>	10	10	10
15	<u>15</u>	15	15	15
20	20	20	20	20
25	25	25	25	25
30	30	30	30	30
40	40	40	40	40

You are now ready to play

JEOPARDY !!!!!!!!!!!!!!!!!!!!!!!!!!!!!



Final Jeopardy

This question will be dealing with the
musicians of the Baroque period



Question

Musical work of the periods was described as being ...

Answer

Very decorative with trills, crushed notes
etc.

