

## What Is Swing Trading?

Swing trading is about making money by buying and selling stocks relatively quickly, usually within a few weeks or months.

Swing trading is a type of trading in which positions are held for a few days or weeks in order to capture short- to medium-term profits in financial securities.

Instead of focusing on long-term growth, it's about finding short-term trends that can bring fast profits.

Swing traders use technical analysis to make trading decisions.

For example: -

Technical Indicators Like Moving average, Bollinger Bands, RSI, Macd.

Most fundamentalists are swing traders since changes in corporate fundamentals generally require a short amount of time to cause sufficient price movement to render a reasonable profit.

## 1) Strategy Swing Highs breakout:-



## 2) Swing Golden Cross strategy:-



**Make Buy entry after Golden cross & Swing High Breakout**

### 3) MACD Positive Cross over Strategy:-

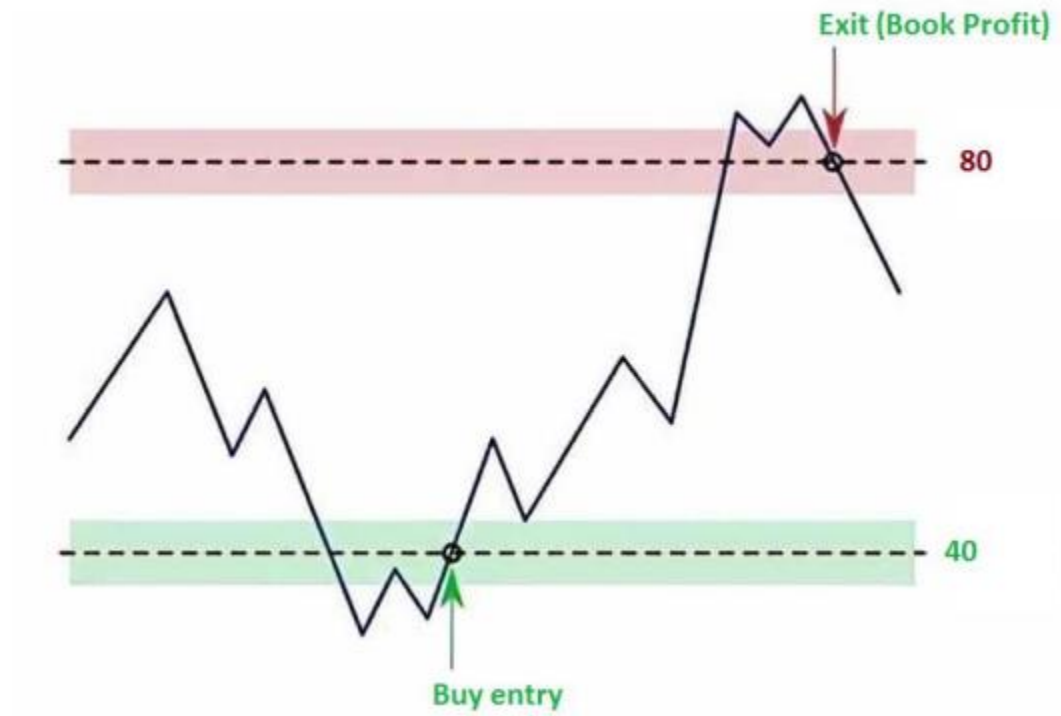


**A buy signal is generated when the MACD line crosses over the signal line**

**Positive Crossover :-** when this crossover occurs above the zero line (when the histogram is positive, meaning MACD exceeds its nine-day EMA), it generates a much stronger buy signal compared to just the MACD line that crosses above the signal line.

#### 4) RSI STRATEGY Below 40 :-

Buy Entry: - RSI below 40 and reversed from below 40 level and crossed 40 level and going up direction



### Swing Trading with RSI Strategy

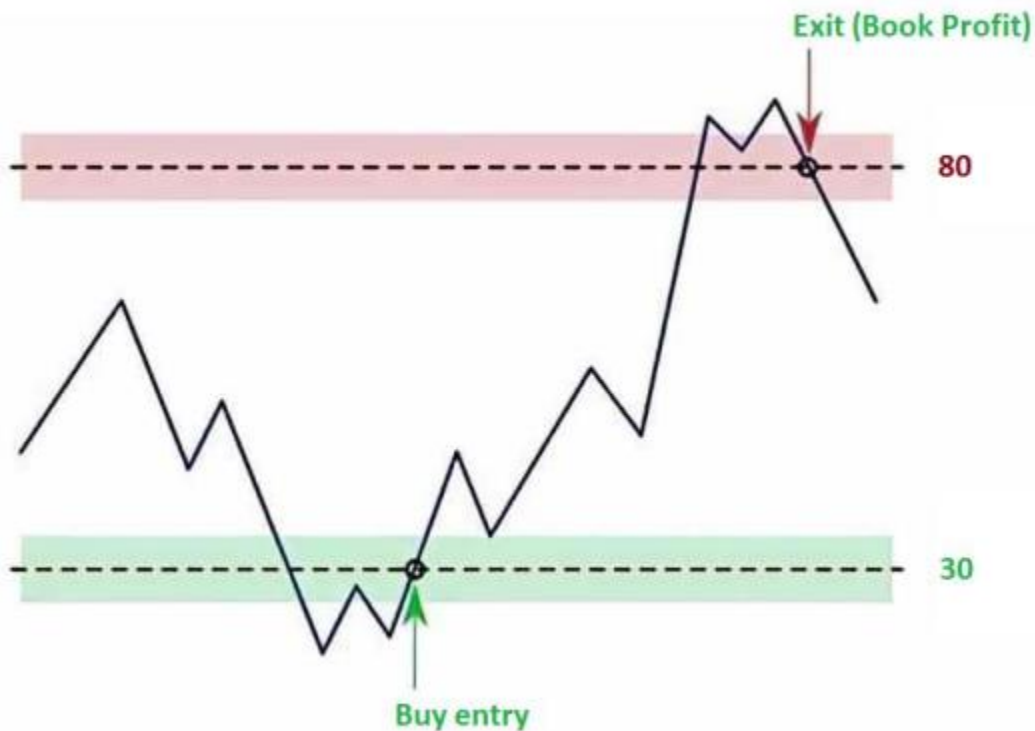


Buy entry = here RSI Reversed from Below 40 and crossed 40 level

5) RSI STRATEGY Below 30 :-

Buy Entry:- RSI below 30 and reversed from below 30 level and crossed 30 level and going up direction.

Swing Trading Practice with RSI INDICATOR

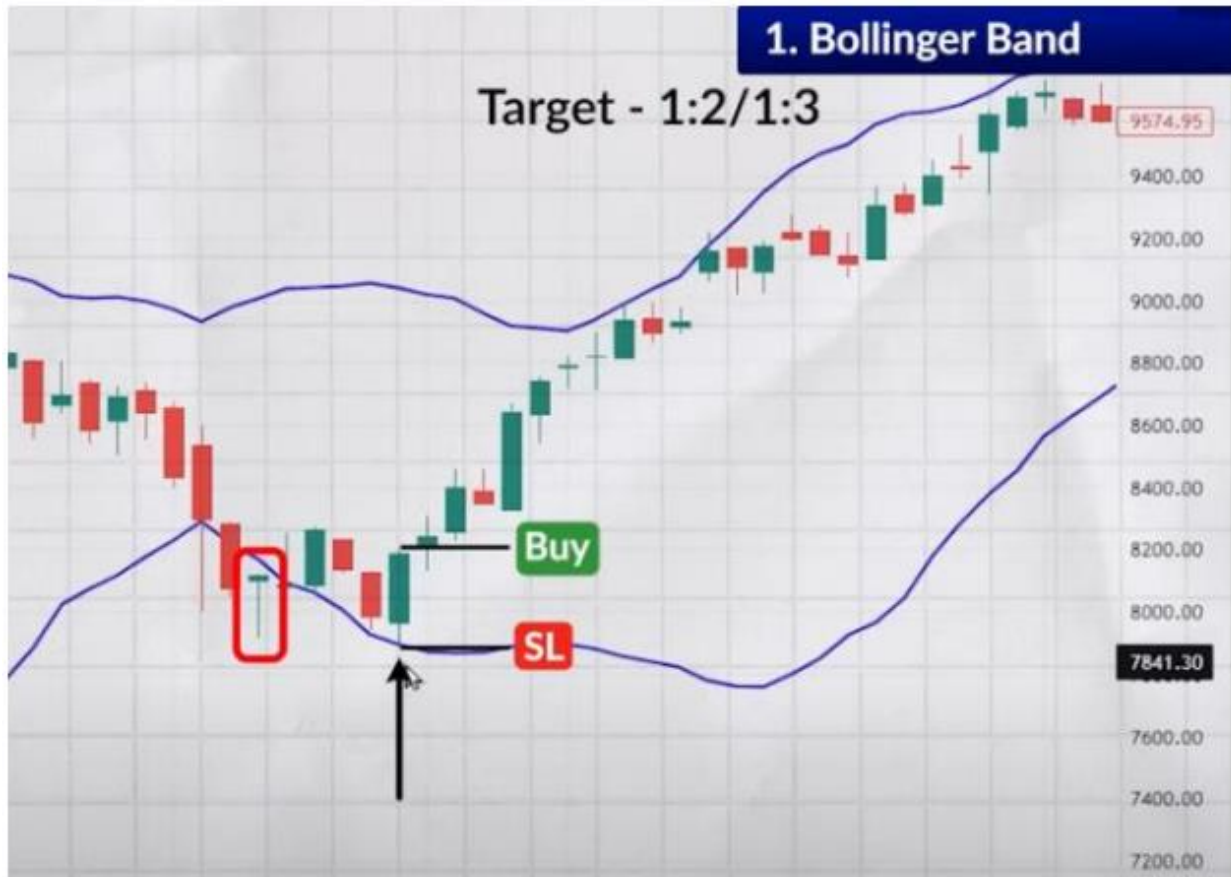


Swing Trading with RSI Strategy



Buy entry = here RSI Reversed from Below 30 and crossed 30 level

## 6) Bollinger Bands Strategy:-



## 7) 44 Days Moving average Strategy:-

