

Social Media Marketing:-

Social Media Marketing is the process of promoting products, services, or brands through social media platforms like Facebook , Instagram ,Linkedin and twitter. It involves creating and sharing content tailored to each platform to engage users, build brand awareness, and drive traffic to websites or physical locations. Here are some key components:

1. Content Creation

- Crafting engaging posts, images, videos, and stories that resonate with your audience.

2. Audience Engagement

- Interacting with users through comments, messages, and discussions to build relationships and community.

3. Advertising

- Utilizing paid promotions to reach a larger or targeted audience, such as sponsored posts or ads.

4. Analytics and Insights

- Measuring performance using analytics tools to understand engagement, reach, and conversion rates, and adjusting strategies accordingly.

5. Brand Building

- Establishing a brand's voice and personality, fostering loyalty and trust among customers.

6. Customer Service

- Providing support and responding to inquiries directly through social media platforms.

Overall, social media marketing leverages the interactive nature of social platforms to connect with audiences, increase visibility, and ultimately drive business goals.

Planning a social media marketing strategy involves several key steps to ensure effectiveness and alignment with your overall business goals. Here's a structured approach:

1. Define Your Goals

- Determine what you want to achieve: brand awareness, lead generation, customer engagement, sales, etc.
- Use the SMART criteria (Specific, Measurable, Achievable, Relevant, Time-bound) for clarity.

2. Understand Your Audience

- Conduct research to identify your target demographics, preferences, and behaviors.
- Create audience personas to better tailor your content and messaging.

3. Choose the Right Platforms

- Select social media platforms that align with your audience and business objectives (e.g., Facebook, Instagram, LinkedIn, Twitter, TikTok).
- Consider where your audience spends their time and the type of content that performs well on each platform.

4. Develop a Content Strategy

- Plan the types of content you'll share (e.g., images, videos, blogs, infographics).
- Create a content calendar to schedule posts, ensuring a consistent posting frequency.
- Include a mix of promotional, educational, and entertaining content.

5. Engagement Plan

- Outline how you will interact with your audience (responding to comments, hosting Q&As, etc.).
- Establish guidelines for managing conversations and handling customer inquiries.

6. Set a Budget

- Determine how much you can allocate for paid promotions, tools, and content creation.
- Monitor spending and adjust as needed based on performance.

7. Monitor and Analyze Performance

- Use analytics tools to track key metrics (engagement rates, reach, conversions).
- Assess what's working and what's not, adjusting your strategy based on data insights.

8. Stay Updated with Trends

- Keep an eye on social media trends, changes in algorithms, and emerging platforms.
- Adapt your strategy to incorporate new tools and practices.

9. Review and Adjust

- Regularly evaluate your strategy's effectiveness and make necessary adjustments.
- Conduct quarterly or bi-annual reviews to align with overall business goals.

Here's a tailored social media marketing strategy to promote your Customized Furniture Business:-

1. Define Your Goals

- Increase brand awareness and showcase your unique offerings.
- Drive traffic to your website or physical store.
- Generate leads and inquiries for custom orders.

2. Identify Your Target Audience

- Determine demographics: age, income level, lifestyle, and homeownership status.
- Consider segments such as homeowners, interior designers, and businesses looking for commercial furniture.

3. Choose the Right Platforms

- **Instagram:** For visually showcasing your furniture designs and projects.
- **Pinterest:** To share inspiration boards and attract users looking for design ideas.
- **Facebook:** For community engagement, customer interactions, and ads.
- **YouTube:** For tutorials, behind-the-scenes content, and customer testimonials.

4. Develop a Content Strategy

- **Content Types:**
 - **High-Quality Images:** Showcase finished pieces, in-progress work, and design options.
 - **Videos:** Create time-lapse videos of the furniture-making process or virtual tours of your showroom.
 - **Design Tips:** Share advice on how to choose the right furniture, color schemes, and layouts.
 - **Customer Stories:** Highlight satisfied customers and their customized pieces in their homes.
 - **User-Generated Content:** Encourage customers to share photos of their purchases and tag your business.
- **Content Calendar:** Plan regular posts to maintain engagement and showcase a variety of content.

5. Engagement Plan

- Promptly respond to comments and messages to foster relationships.
- Use polls and questions to engage your audience and gather feedback.
- Host live Q&A sessions or workshops on furniture design and customization.

6. Leverage Paid Advertising

- Use targeted ads on Facebook and Instagram to reach specific demographics interested in home decor and customization.
- Promote special offers, new collections, or events (like furniture fairs).

7. Utilize Hashtags and Location Tags

- Use relevant hashtags (e.g., #CustomFurniture, #InteriorDesign) to increase post visibility.
- Tag locations to attract local customers and improve searchability.

8. Monitor and Analyze Performance

- Track engagement metrics, website traffic, and lead conversions to evaluate effectiveness.
- Adjust your strategy based on data insights to optimize future content.

9. Collaborate with Influencers and Designers

- Partner with home decor influencers or interior designers to showcase your products.
- Consider cross-promotions with local businesses in related industries (e.g., home goods, real estate).

10. Stay Informed and Adapt

- Keep up with trends in furniture design and changes in social media algorithms.
- Continuously seek customer feedback to improve offerings and content.

By following this strategy, you can effectively promote your customized furniture business, engage with potential customers, and establish a strong online presence.

here's a 7-day social media calendar to promote your customized furniture business, complete with captions and suggested hashtags:-

Day 1: Showcase a Signature Piece

Post: High-quality image of a standout custom furniture piece (e.g., a unique coffee table).

Caption: "Transform your living space with our signature [Piece Name]. Crafted just for you, it combines style and functionality. □ What would you pair it with? Let us know in the comments! #CustomFurniture #HomeDecor #FurnitureDesign"

Hashtags: #FurnitureGoals #InteriorInspo #HomeStyling

Day 2: Behind-the-Scenes Craftsmanship

Post: Short video or time-lapse of the furniture-making process.

Caption: "Ever wondered how your favorite pieces come to life? Here's a sneak peek into our craftsmanship process! □ Every detail matters. #BehindTheScenes #Craftsmanship #MadeWithLove"

Hashtags: #CustomMade #FurnitureMaking #ArtisanCraft

Day 3: Customer Testimonial

Post: Photo of a happy customer with their custom piece.

Caption: "Nothing makes us prouder than a happy customer! □ Check out how [Customer Name] styled their custom [Furniture Piece]. Thank you for trusting us with your vision! #CustomerLove #TestimonialTuesday #CustomFurniture"

Hashtags: #HappyCustomers #ClientSpotlight #FurnitureGoals

Day 4: Design Tip of the Day

Post: Graphic or image featuring a design tip (e.g., choosing the right furniture for small spaces).

Caption: "Design Tip: When working with small spaces, opt for multifunctional furniture that maximizes utility without compromising style! □□ Need more tips? Follow us for daily inspiration! #DesignTips #HomeDecor #SmallSpaceLiving"

Hashtags: #InteriorDesign #HomeImprovement #SmartLiving

Day 5: Interactive Poll

Post: Image of two different furniture styles.

Caption: "Which style do you prefer? Comment below! Are you Team Modern or Team Rustic? Your feedback helps us create what you love! #FurniturePoll #StyleChoice #EngageWithUs"

Hashtags: #HomeStyle #Polls #InteriorDecor

Day 6: Seasonal Promotion

Post: Graphic announcing a limited-time promotion (e.g., 10% off custom orders).

Caption: " Special Offer Alert! Get 10% off your first custom furniture order this month! Elevate your space with our unique designs. DM us for details! #SpecialOffer #CustomFurniture #ShopLocal"

Hashtags: #FurnitureSale #Discount #HomeMakeover

Day 7: User-Generated Content

Post: Repost a customer's photo of their furniture in their home (with permission).

Caption: "We love seeing how you style our pieces in your homes! Thank you, [Customer Name], for sharing this beautiful setup! Want to be featured? Tag us in your photos! #FurnitureInYourHome #UGC #CustomFurniture"

Hashtags: #HomeSweetHome #ClientFeature #Inspiration

In table format in excel you can create social media Calendar like this

Day	Post Type	Caption	Hashtags
Day 1	Showcase a Signature Piece	"Transform your living space with our signature [Piece Name]. Crafted just for you, it combines style and functionality. ✨ What would you pair it with?"	#CustomFurniture #HomeDecor #FurnitureDesign #FurnitureGoals #InteriorInspo #HomeStyling
Day 2	Behind-the-Scenes Craftsmanship	"Ever wondered how your favorite pieces come to life? Here's a sneak peek into our craftsmanship process! ✨ Every detail matters."	#BehindTheScenes #Craftsmanship #MadeWithLove #CustomMade #FurnitureMaking #ArtisanCraft
Day 3	Customer Testimonial	"Nothing makes us prouder than a happy customer! ❤️ Check out how [Customer Name] styled their custom [Furniture Piece]. Thank you for trusting us!"	#CustomerLove #TestimonialTuesday #CustomFurniture #HappyCustomers #ClientSpotlight #FurnitureGoals
Day 4	Design Tip of the Day	"Design Tip: When working with small spaces, opt for multifunctional furniture that maximizes utility without compromising style! 🏠✨ Follow us for tips!"	#DesignTips #HomeDecor #SmallSpaceLiving #InteriorDesign #HomeImprovement #SmartLiving
Day 5	Interactive Poll	"Which style do you prefer? 🗳️ Comment below! Are you Team Modern or Team Rustic? Your feedback helps us create what you love!"	#FurniturePoll #StyleChoice #EngageWithUs #HomeStyle #Polls #InteriorDecor
Day 6	Seasonal Promotion	"🎉 Special Offer Alert! 🎉 Get 10% off your first custom furniture order this month! Elevate your space with our unique designs. DM us for details!"	#SpecialOffer #CustomFurniture #ShopLocal #FurnitureSale #Discount #HomeMakeover
Day 7	User-Generated Content	"We love seeing how you style our pieces in your homes! 😊 Thank you,	#FurnitureInYourHome #UGC #CustomFurniture

Social Media Marketing Strategy To Promote Computer Classes

Here's a tailored social media marketing strategy to promote computer classes:

1. Define Your Goals

- Increase enrollment in computer classes.
- Build awareness of your offerings and expertise in the field.
- Foster a community of learners and enthusiasts.

2. Identify Your Target Audience

- Determine demographics: age, skill level (beginners, intermediate), location, and interests.
- Consider targeting students, professionals looking to upskill, or seniors interested in learning technology.

3. Choose the Right Platforms

- **Facebook:** For community engagement, events, and group discussions.
- **Instagram:** To share visual content, success stories, and short video tutorials.
- **LinkedIn:** To connect with professionals and promote advanced courses.
- **YouTube:** For longer video content, such as tutorials and class previews.

4. Develop a Content Strategy

- **Content Types:**
 - **Educational Posts:** Tips, tricks, and quick lessons.
 - **Success Stories:** Highlight students who have succeeded after taking your classes.
 - **Live Sessions:** Host Q&A sessions or mini-lessons.
 - **Infographics:** Visual guides on tech topics.
- **Content Calendar:** Plan a consistent posting schedule, mixing different content types.

5. Engagement Plan

- Respond promptly to comments and messages.
- Create polls and questions to encourage interaction.
- Consider running contests or giveaways for free classes or materials.

6. Set a Budget for Advertising

- Use paid ads on platforms like Facebook and Instagram to target specific demographics.
- Promote events like free introductory classes or workshops to attract interest.

7. Leverage Testimonials and Reviews

- Share positive feedback from past students to build trust.
- Create video testimonials for more personal engagement.

8. Utilize Hashtags and SEO

- Research relevant hashtags to increase visibility (e.g., #ComputerClasses, #LearnTech).
- Optimize content for search by using keywords related to computer skills.

9. Monitor and Analyze Performance

- Track engagement metrics (likes, shares, comments) and enrollment rates.
- Adjust your strategy based on which types of content and platforms perform best.

10. Stay Updated and Adapt

- Follow trends in tech education and adapt your offerings based on demand.
- Continuously engage with your community to gather feedback and improve.

By implementing this strategy, you can effectively promote your computer classes, attract new students, and create a vibrant learning community.

Here's a 7-day social media calendar to promote your computer classes, presented in table format:-

Day	Post Type	Caption	Hashtags
Day 1	Class Announcement	"🚀 Ready to boost your skills? Join our upcoming computer class! Whether you're a beginner or looking to enhance your tech knowledge, we've got you covered!"	#ComputerClasses #LearnToCode #TechSkills
Day 2	Student Testimonial	"Hear from our amazing student, [Student Name]! ⭐ 'The class changed my understanding of technology and opened new doors for me!' Ready to join?"	#StudentSuccess #Testimonial #ComputerTraining
Day 3	Educational Tip	"💡 Tech Tip Tuesday! Did you know that mastering keyboard shortcuts can save you hours of time? What shortcuts do you find most useful? #TechTipTuesday"	#ComputerSkills #Efficiency #TechTips
Day 4	Behind-the-Scenes	"Ever wonder what goes on in our classes? Here's a behind-the-scenes look at our engaging learning environment! 🏠 Join us and become part of the family!"	#BehindTheScenes #LearningEnvironment #JoinUs
Day 5	Interactive Poll	"What topics are you most interested in learning? 🗳 Comment below: A) Coding B) Graphic Design C) Excel D) Cybersecurity. We want to hear from you!"	#Poll #TechLearning #StudentFeedback
Day 6	Special Promotion	"🎉 Special Offer! Enroll in our computer classes this week and get 20% 📉 your first course!"	#SpecialOffer #EnrollNow #ComputerClasses

Here's a comprehensive social media marketing strategy to promote your real estate business:

1. Define Your Goals

- Increase brand awareness in your local market.
- Generate leads and inquiries for properties.
- Establish yourself as an authority in the real estate industry.

2. Identify Your Target Audience

- Determine demographics: age, income level, location, and lifestyle.
- Consider segments like first-time homebuyers, investors, or luxury property buyers.

3. Choose the Right Platforms

- **Facebook:** For community engagement, property listings, and ads.
- **Instagram:** To showcase high-quality images and videos of properties.
- **LinkedIn:** To connect with professionals and share industry insights.
- **YouTube:** For virtual tours, market updates, and informative content.

4. Develop a Content Strategy

- **Content Types:**
 - **Property Listings:** High-quality photos and virtual tours.
 - **Market Insights:** Share local market trends and statistics.
 - **Tips and Guides:** Provide home buying/selling tips, financing advice, etc.
 - **Client Testimonials:** Share success stories from satisfied clients.
 - **Behind-the-Scenes Content:** Show your daily work and team culture.
- **Content Calendar:** Plan a consistent posting schedule to maintain engagement.

5. Engagement Plan

- Respond promptly to comments and inquiries.
- Host Q&A sessions or live virtual tours to engage potential buyers.
- Use polls or surveys to understand audience preferences.

6. Leverage Paid Advertising

- Use targeted Facebook and Instagram ads to reach specific demographics.
- Promote open houses and special events through paid promotions.
- Utilize retargeting ads for website visitors.

7. Utilize Hashtags and Location Tags

- Use relevant hashtags to increase post visibility (e.g., #RealEstate, #HomeForSale).
- Tag locations to reach local audiences and improve searchability.

8. Monitor and Analyze Performance

- Track engagement metrics, website traffic, and lead conversions.
- Adjust your strategy based on performance data to optimize your efforts.

9. Collaborate with Influencers and Local Businesses


- Partner with local influencers to reach a broader audience.
- Collaborate with businesses in related fields (e.g., home improvement, interior design) for cross-promotions.

10. Stay Informed and Adapt

- Keep up with real estate trends and changes in social media algorithms.
- Continuously seek feedback from your audience and adapt your content accordingly.

By implementing this strategy, you can effectively promote your real estate business, engage with potential clients, and build a strong online presence.

Here's a 7-day social media calendar to promote your real estate business, presented in table format:

Day	Post Type	Caption	Hashtags
Day 1	New Listing Announcement	"🏡 Just listed! Check out this stunning 4-bedroom home in [Location]. Perfect for families, with a spacious backyard and modern amenities. DM for a tour!"	#NewListing #RealEstate #HomeSweetHome #HouseHunting
Day 2	Market Update	"📊 Market Update: The real estate market in [Location] is thriving! Prices are up by [X%]. Interested in buying or selling? Let's chat!"	#MarketUpdate #RealEstateTrends #HousingMarket
Day 3	Client Testimonial	"Nothing makes us prouder than satisfied clients! ⭐ Here's what [Client Name] had to say about their experience with us. Ready to find your dream home?"	#ClientLove #Testimonial #RealEstateAgent
Day 4	Design Tip	"💡 Home Design Tip: Freshen up your space with these simple decor ideas! A pop of color can make all the difference. What's your favorite design trend?"	#HomeDesign #InteriorDecor #RealEstateTips
Day 5	Community Highlight	"🌳 Explore the best of [Community Name]! From parks to dining options, discover why this area is perfect for your next home. What do you love about it?"	#CommunitySpotlight #LocalLiving #Neighborhood
Day 6	Open House Announcement	"🏠 Join us for an Open House this Saturday from [Time]! Explore this beautiful property at [Address]. Can't wait to see you there!"	#OpenHouse #HouseTour #RealEstate
Day 7	Frequently Asked Questions	"❓ FAQ: What should you look for when buying a home? Here are our top tips! Have more questions? Comment below or send us a DM." 	#RealEstateFAQ #HomeBuyingTips #AskAnAgent

Here's a comprehensive social media marketing strategy to promote your restaurant business:

1. Define Your Goals

- Increase brand awareness and attract new customers.
- Boost online reservations and in-store foot traffic.
- Promote special events, menu items, or seasonal promotions.

2. Identify Your Target Audience

- Determine demographics: age, location, dining preferences, and lifestyle.
- Consider segments such as families, couples, foodies, or business professionals.

3. Choose the Right Platforms

- **Instagram:** For visually appealing food photos and stories.
- **Facebook:** For community engagement, events, and customer interaction.
- **TikTok:** To share fun, engaging videos of food preparation and behind-the-scenes content.
- **YouTube:** For longer videos, such as cooking tutorials or restaurant tours.

4. Develop a Content Strategy

- **Content Types:**
 - **Food Photography:** High-quality images of dishes, drinks, and the restaurant ambiance.
 - **Behind-the-Scenes Content:** Show chefs at work, ingredient sourcing, and staff introductions.
 - **Customer Features:** Share photos or testimonials from happy customers.
 - **Special Promotions:** Announce limited-time offers, happy hour deals, or special events.
 - **Interactive Content:** Polls, quizzes, or contests related to food preferences.
- **Content Calendar:** Plan a consistent posting schedule to keep your audience engaged.

5. Engagement Plan

- Respond promptly to comments and messages.

- Encourage user-generated content by asking customers to tag your restaurant in their posts.
- Host live cooking demonstrations or Q&A sessions on social media.

6. Leverage Paid Advertising

- Use targeted ads on Facebook and Instagram to reach local customers.
- Promote special offers or events through paid promotions.
- Utilize geo-targeting to attract nearby diners.

7. Utilize Hashtags and Location Tags

- Use relevant hashtags (e.g., #Foodie, #RestaurantName) to increase visibility.
- Tag your location to attract local customers searching for dining options.

8. Monitor and Analyze Performance

- Track engagement metrics, website traffic, and reservation conversions.
- Adjust your strategy based on what content performs best.

9. Collaborate with Influencers and Local Businesses

- Partner with local food bloggers or influencers to reach a wider audience.
- Consider collaborations with local breweries, wineries, or food festivals for joint promotions.

10. Stay Informed and Adapt

- Keep up with food trends, seasonal changes, and shifts in consumer behavior.
- Continuously seek feedback from customers to improve offerings and service.

By implementing this strategy, you can effectively promote your restaurant, engage with potential customers, and build a loyal community around your brand.

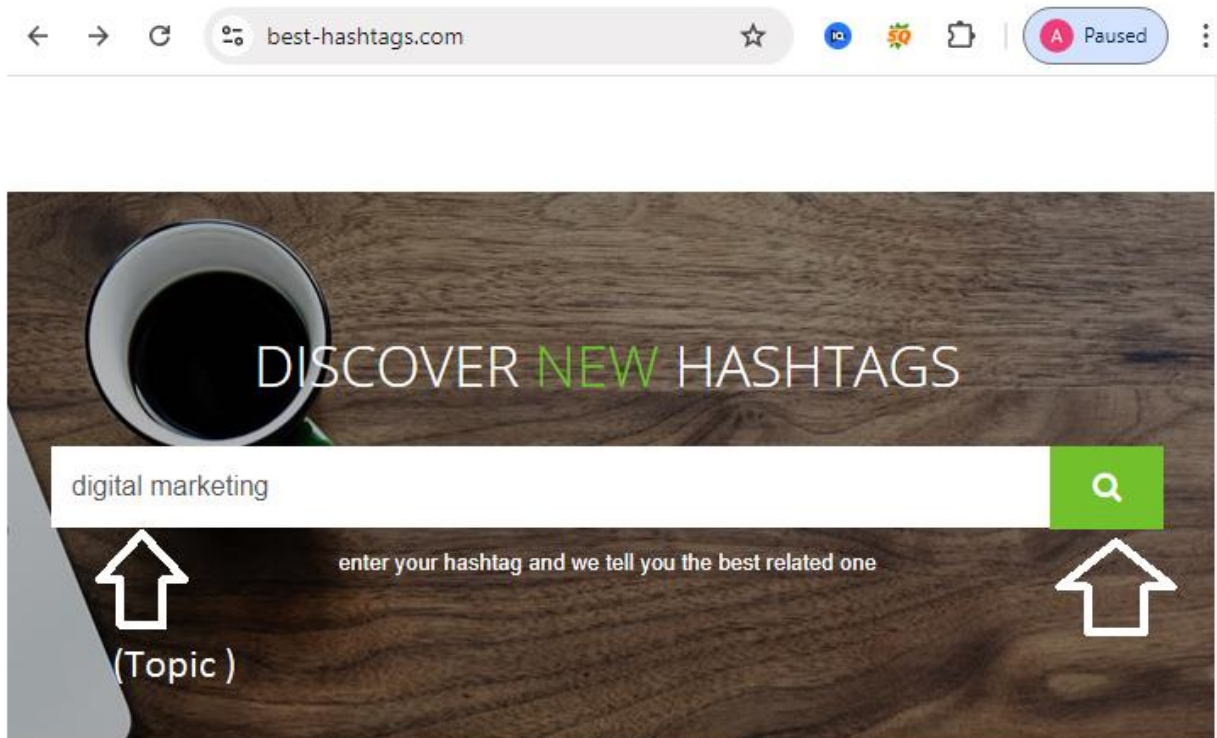
Here's a 7-day social media calendar to promote your restaurant, presented in table format:

Day	Post Type	Caption	Hashtags
Day 1	Dish Spotlight	"🍴 Dish of the Day: Our mouthwatering [Dish Name]! Made with fresh ingredients and bursting with flavor. Come taste the difference today! #FoodieFriday"	#DishOfTheDay #FoodLovers #RestaurantName #Yum
Day 2	Behind-the-Scenes	"👨🍳 Ever wonder what goes on in our kitchen? Here's a sneak peek of our talented chefs at work! We're passionate about serving you the best! #BehindTheScenes"	#KitchenLife #CulinaryArts #FoodPreparation
Day 3	Customer Testimonial	"❤️ Thank you, [Customer Name], for this amazing review! We love hearing your feedback. Join us for a meal and see what the buzz is about! #CustomerLove"	#Testimonial #HappyCustomers #FoodieCommunity
Day 4	Special Promotion	"🎉 Special Offer Alert! Enjoy [Offer, e.g., '20% off your first visit'] when you mention this post! Tag a friend who needs to try our delicious food! #SpecialOffer"	#FoodPromo #RestaurantDeal #EatLocal
Day 5	Interactive Poll	"🗳️ Poll Time! What's your favorite cuisine? A) Italian B) Mexican C) Asian D) American. Comment below and let us know your favorite dish! #FoodPoll"	#FoodiePoll #CuisineLovers #EngageWithUs
Day 6	Event Announcement	"🎵 Join us this Saturday for live music and great food! Come enjoy the vibes and delicious dishes. Reserve your table now! #LiveMusic #RestaurantEvents"	#SaturdayNight #GoodVibes #DineWithUs
Day 7	Weekly Recipe Share	"👁️ Recipe Reveal: Try making our famous [Dish Name] at home! Here's a sneak peek of the ingredients. Want the full recipe? Comment below! #RecipeSunday"	#CookingAtHome #FoodieInspiration #RecipeShare



Social Media Marketing Tools:-

<https://best-hashtags.com/>



After that you will get results as shown below:-



best-hashtags.com/hashtag/digitalmarke... ☆



Paused

BEST #DIGITALMARKETING HASHTAGS

Grow your Instagram using the most popular **digitalmarketing** hashtags

Copy

#digitalmarketing #marketing #socialmediamarketing #socialmedia #seo #business #branding
#onlinemarketing #marketingdigital #digitalmarketingagency #contentmarketing #marketingstrategy
#entrepreneur #marketingtips #instagram #advertising #smallbusiness #webdesign #graphicdesign
#digital #digitalmarketingtips #design #marketingagency #website #onlinebusiness #ecommerce
#webdevelopment #success #startup #emailmarketing

Second most liked Instagram hashtags used with **digitalmarketing**

Copy

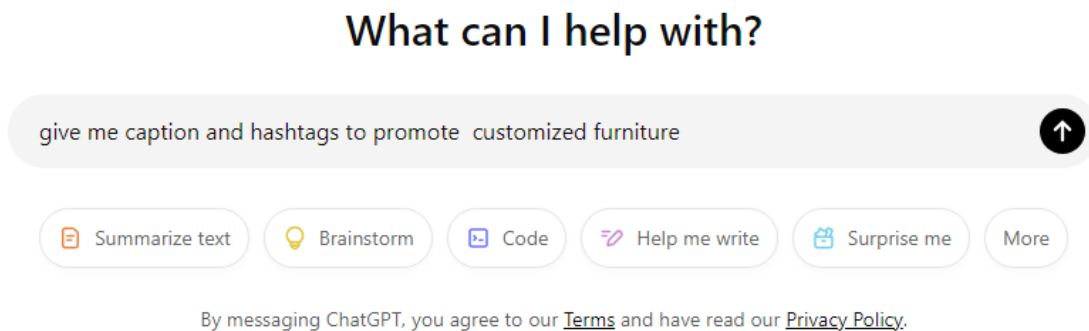
#entrepreneurship #websitedesign #affiliatemarketing #motivation #businessowner
#socialmediamanager #searchengineoptimization #digitalmarketingstrategy #b
#socialmediamanagement #digitalmarketingexpert #socialmediatips #digitalagency #instagood
#smm #socialmediastrategy #google #contentcreator #digitalmarketingservices #instagrammarketing
#facebook #businessgrowth #marketingonline #workfromhome #brand #photography #googleads
#digitalmarketer #follow #sales

How to use chatgpt.com to write caption with hashtags?

Answer:-

Step 1:- visit chatgpt.com

Step 2 :- enter your prompt as shown below



And after it you will get results like this

give me caption and hashtags to promote customized furniture



Caption: "Transform your space with our stunning custom furniture! Each piece is crafted just for you, blending style and functionality. Let's bring your vision to life! 🛠️✨ #CustomFurniture #HomeDecor #InteriorDesign"

Hashtags:

#FurnitureDesign #HomeMakeover #BespokeFurniture #InteriorStyling #UniqueDesigns
#Handcrafted #HomeInspo #StyleYourSpace #FurnitureGoals #Craftsmanship

📄 40 mini

How to create social media calendar with chatgpt.com?

Answer:-

Ask Questions as Shown below according to your topic

For example you want to promote customized Furniture Business Then you will ask questions like this on chatgpt.com as shown

give me 7 days social media calendar with caption and hashtags to promote customized furniture business in table format



Here's a 7-day social media calendar to promote your customized furniture business:

Day	Caption	Hashtags
Monday	"Start the week with a fresh look! Our custom furniture is designed to fit your style and needs. 🏠 ✨"	#CustomFurniture #MondayMotivation #HomeDecor
Tuesday	"Transformation Tuesday! Check out this before-and-after of our latest project. What do you think? 🔄"	#TransformationTuesday #BeforeAndAfter #FurnitureDesign
Wednesday	"Why settle for ordinary? Elevate your space with our bespoke furniture solutions! ✨"	#BespokeFurniture #InteriorDesign #WednesdayWisdom
Thursday	"Throwback to one of our favorite custom projects! Each piece tells a story. What's yours? 📖"	#ThrowbackThursday #CustomCreations #FurnitureInspiration
Friday	"Feel the difference with handcrafted furniture made just for you! Ready to design your dream piece? ✨"	#Handcrafted #FurnitureGoals #FeelTheDifference
Saturday	"Weekend project inspiration! Dreaming of a cozy reading nook? Let us help you create it! 📖 ✨"	#WeekendVibes #HomeInspo #ReadingNook
Sunday	"Self-care Sunday! Invest in your space with custom furniture that reflects your personality. ❤️"	#SelfCareSunday #InteriorStyling #PersonalTouch

