

1. Create a Vite + React Project

Step 1: Install Node.js

Make sure Node.js is installed:

```
node -v  
npm -v
```

Step 2: Create Vite project

Run:

```
npm create vite@latest myweb
```

select framework React (using down arrow button) as shown below

```
D:\react-warm-up>npm create vite@latest myweb  
  
> npx  
> create-vite myweb  
  
|  
* Select a framework:  
|  Vanilla  
|  Vue  
| > React  
|  Preact  
|  Lit  
|  Svelte  
|  Solid  
|  Ember  
|  Qwik  
|  Angular  
|  Marko  
|  Others
```

And select Variant as Javascript (using Down arrow button) as shown below.

```
D:\react-warm-up>npm create vite@latest myweb
> npx
> create-vite myweb
|
o Select a framework:
| React
|
* Select a variant:
| TypeScript
| TypeScript + React Compiler
> JavaScript
| JavaScript + React Compiler
| RSC
| React Router v7 https://reactrouter.com
| TanStack Router https://tanstack.com/router
| RedwoodSDK https://rwsdk.com
| Vike https://vike.dev
|
```

And after it press yes as shown below for install with npm and start now :-

```
D:\react-warm-up>npm create vite@latest myweb
> npx
> create-vite myweb
|
o Select a framework:
| React
|
o Select a variant:
| JavaScript
|
* Install with npm and start now?
| > Yes / No
|
```

Your app will run at:

<http://localhost:5173>

Note to run your app:-

```
cd myweb
```

```
npm run dev
```

2. Install React Router (for 2 pages)

We need routing to create multiple pages:

```
npm install react-router-dom
```

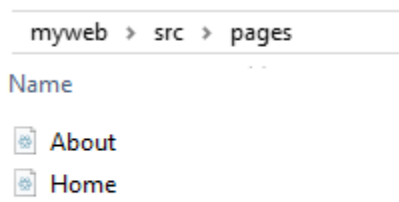
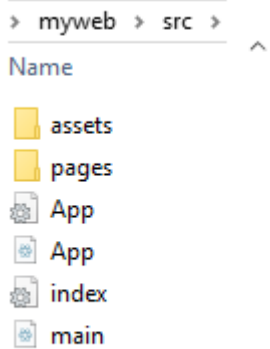
```
D:\react-warm-up\myweb>npm install react-router-dom
added 4 packages, and audited 156 packages in 2s
37 packages are looking for funding
  run `npm fund` for details
found 0 vulnerabilities
D:\react-warm-up\myweb>npm run dev
```

3. Project Structure (important)

Inside `src/`:

```
src/  
├── pages/  
│   ├── Home.jsx  
│   └── About.jsx  
├── App.jsx  
└── main.jsx
```

as shown below project structure :-



4. Setup Router in `main.jsx`

Edit `src/main.jsx`:

```
import React from 'react'
import ReactDOM from 'react-dom/client'
import App from './App.jsx'
import { BrowserRouter } from 'react-router-dom'

ReactDOM.createRoot(document.getElementById('root')).render(
  <BrowserRouter>
    <App />
  </BrowserRouter>
)
```

5. Create Pages

`src/pages/Home.jsx`

```
import { Link } from "react-router-dom";

function Home() {
  return (
    <div>
      <h1>Home Page</h1>
      <p>Welcome to the Home page</p>
      <Link to="/about">Go to About Page</Link>
    </div>
  );
}

export default Home;
```

src/pages/About.jsx

```
import { Link } from "react-router-dom";

function About() {
  return (
    <div>
      <h1>About Page</h1>
      <p>This is the About page</p>
      <Link to="/">Go to Home</Link>
    </div>
  );
}

export default About;
```

6. Setup Routes in App.jsx

Edit src/App.jsx:

```
import { Routes, Route } from "react-router-dom";
import Home from "../pages/Home";
import About from "../pages/About";

function App() {
  return (
    <Routes>
      <Route path="/" element={<Home />} />
      <Route path="/about" element={<About />} />
    </Routes>
  );
}

export default App;
```

Run Command:-

npm run dev

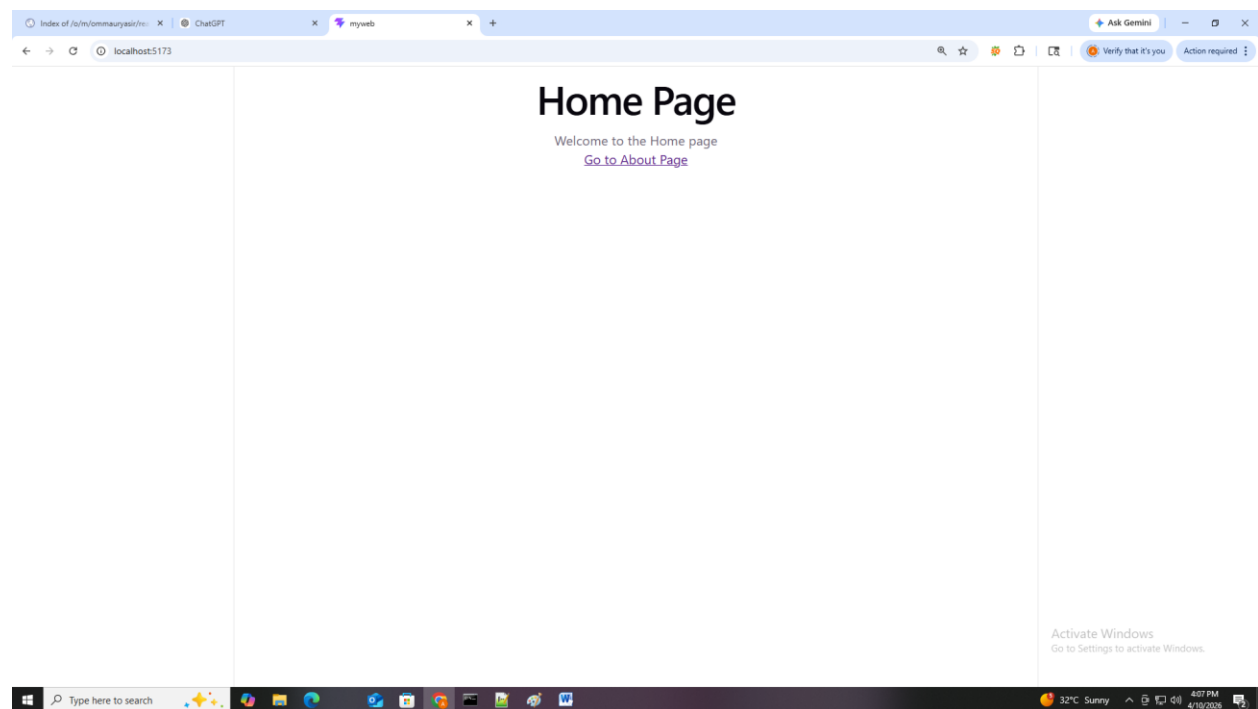
and see Output just visit <http://localhost:5173/> :-

```
D:\react-warm-up\myweb>npm run dev
> myweb@0.0.0 dev
> vite

4:00:24 PM [vite] (client) Re-optimizing dependencies because lockfile has changed

VITE v8.0.8 ready in 394 ms

  Local:   http://localhost:5173/
  Network: use --host to expose
  press h + enter to show help
4:02:14 PM [vite] (client) page reload src/main.jsx
```



The screenshot shows a web browser window with the address bar set to localhost:5173. The page content includes a heading 'Home Page', a sub-heading 'Welcome to the Home page', and a link 'Go to About Page'. The browser interface includes a search bar, navigation buttons, and a taskbar at the bottom showing the system tray with a temperature of 32°C and the date 4/19/2026.