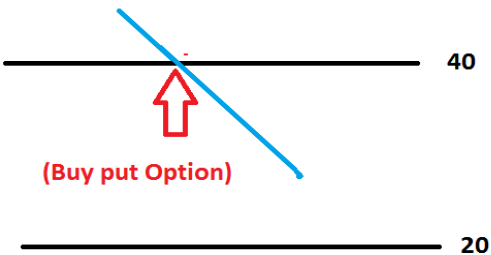




# NIFTY Option Buying Strategy By Om Sir

## What You Will Learn

NIFTY Call Option **Buying** Strategy

NIFTY Put Option **Buying** Strategy

NIFTY Call Option <b>Buying</b> Strategy	NIFTY Put Option <b>Buying</b> Strategy
Nifty Must <b>+100</b> Point Up.	Nifty Must <b>-100</b> Point Down.
<p><b>NIFTY Chart Analysis :-</b> Check RSI RANGE SHOULD IN 60 TO 80 as shown below :-</p>	<p><b>NIFTY Chart Analysis :-</b> Check RSI RANGE SHOULD IN 40 TO 20 as shown below :-</p>
	
<p><b>21 EMA :-</b> Price Candles Should above 21 EMA as shown below</p>	<p><b>21 EMA :-</b> Price Candle Should below 21 EMA as shown below</p>
	

Choose Strike Price from ITM CALL Option Chain  
SEE BELOW GREEN MARKED ITM CALL OPTION :-

CALLS										
OI	CHNG IN OI	VOLUME	IV	LTP	CHNG	BID QTY	BID	ASK	ASK QTY	STRIKE
701	-1,798	13,957	-	512.10	158.05	50	510.45	512.10	50	21,500.00
233	-132	2,166	-	462.15	156.80	250	462.15	462.50	50	21,550.00
3,709	-1,858	10,622	-	411.75	151.35	250	411.75	412.10	350	21,600.00
1,075	-1,380	9,241	-	361.20	144.55	50	361.40	362.10	50	21,650.00
1,973	-8,901	72,990	-	311.25	136.75	50	311.20	312.00	100	21,700.00
11,801	-6,387	78,336	-	261.40	124.95	50	261.35	262.05	100	21,750.00
22,907	-31,372	6,16,606	-	211.40	108.05	50	211.65	212.00	250	21,800.00
43,343	-36,402	8,86,057	-	161.60	86.80	100	161.60	162.00	1,050	21,850.00
95,023	-33,443	43,00,518	-	112.00	60.10	100	112.00	112.10	2,000	21,900.00
1,20,692	26,565	1,01,59,777	-	62.00	27.80	1,100	62.00	62.10	27,300	21,950.00
3,81,465	1,55,195	4,58,78,560	-	12.15	-9.55	1,650	12.05	12.15	60,350	22,000.00
3,94,743	2,97,060	3,53,67,271	1.08	0.05	-13.00	-	-	0.05	15,35,650	22,050.00
2,35,160	82,262	2,70,73,387	2.64	0.05	-7.75	-	-	0.05	9,41,400	22,100.00
1,53,675	63,165	1,43,89,323	4.10	0.05	-4.60	-	-	0.05	2,87,500	22,150.00
1,87,613	12,744	1,15,03,327	5.52	0.05	-2.80	-	-	0.05	5,54,350	22,200.00
1,31,865	41,518	73,32,073	6.89	0.05	-1.70	-	-	0.05	15,53,350	22,250.00
2,13,663	32,615	72,84,370	8.24	0.05	-1.20	-	-	0.05	7,02,050	22,300.00
1,29,763	65,879	36,02,172	9.57	0.05	-0.90	-	-	0.05	7,73,800	22,350.00
1,64,992	43,692	25,62,372	10.88	0.05	-0.75	-	-	0.05	7,01,150	22,400.00
65,995	19,688	8,77,178	12.17	0.05	-0.60	-	-	0.05	1,98,400	22,450.00

Choose Strike Price from ITM PUT Option Chain  
SEE BELOW YELLOW MARKED ITM PUT OPTION :-

PUTS										
STRIKE	BID QTY	BID	ASK	ASK QTY	CHNG	LTP	IV	VOLUME	CHNG IN OI	OI
21,500.00	-	-	0.05	14,17,500	-4.00	0.05	14.91	29,14,757	27,769	1,56,976
21,550.00	-	-	0.05	2,44,550	-6.40	0.05	13.58	21,91,542	21,808	73,471
21,600.00	-	-	0.05	2,76,200	-10.40	0.05	12.24	40,96,369	45,285	1,25,589
21,650.00	-	-	0.05	5,43,400	-16.30	0.05	10.90	39,42,901	34,656	89,697
21,700.00	-	-	0.05	2,60,750	-25.15	0.05	9.54	69,28,972	43,135	1,47,451
21,750.00	-	-	0.05	5,67,400	-37.35	0.05	8.17	71,87,755	25,589	91,859
21,800.00	-	-	0.05	5,07,550	-54.35	0.05	6.79	1,21,14,073	40,574	1,44,732
21,850.00	-	-	0.05	91,100	-75.35	0.05	5.38	1,23,21,347	65,004	1,13,326
21,900.00	-	-	0.05	11,38,250	-102.75	0.05	3.94	2,04,99,338	1,56,733	2,00,436
21,950.00	-	-	0.05	21,96,500	-134.95	0.05	2.46	2,91,46,892	2,45,174	2,60,294
22,000.00	-	-	0.05	8,48,450	-172.40	0.05	0.87	4,73,03,027	5,27,980	5,61,186
22,050.00	3,100	37.90	37.95	600	-175.55	37.90	4.47	1,35,95,337	1,01,877	1,08,558
22,100.00	50	87.85	87.90	2,300	-169.90	87.85	7.76	55,90,150	22,945	35,357
22,150.00	17,700	137.65	138.00	550	-167.10	137.65	10.65	9,94,733	6,429	9,991
22,200.00	100	187.80	188.10	100	-162.70	188.10	13.45	6,63,188	-4,794	13,240
22,250.00	1,000	237.50	238.00	100	-163.50	237.50	15.81	80,758	-1,372	1,474
22,300.00	400	287.55	288.10	250	-162.50	287.55	18.53	65,814	-4,033	1,907
22,350.00	50	337.60	338.10	150	-161.05	337.50	20.63	6,197	-690	1,261
22,400.00	100	388.00	388.10	350	-162.50	388.20	23.40	15,670	-3,082	2,096
22,450.00	50	437.85	438.05	350	-159.95	438.45	24.84	1,583	-149	416

**Disclaimer Note:-** Practice this Om sir strategy in paper trading app like in front page only if you are getting success in paper trading then only apply it at your own risk.

You can check option chain from

<https://www.nseindia.com/option-chain>

CALLS											PUTS										
OI	CHNG IN OI	VOLUME	IV	LTP	CHNG	BID QTY	BID	ASK	ASK QTY	STRIKE	BID QTY	BID	ASK	ASK QTY	CHNG	LTP	IV	VOLUME	CHNG IN OI	OI	
701	-1,798	13,957	-	512.10	158.05	50	510.45	512.10	50	21,500.00	-	-	0.05	14,17,500	-4.00	0.05	14.91	29,14,757	27,769	1,56,976	
233	-132	2,166	-	462.15	156.80	250	462.15	462.50	50	21,550.00	-	-	0.05	2,44,550	-6.40	0.05	13.58	21,91,542	21,808	73,471	
3,709	-1,858	10,622	-	411.75	151.35	250	411.75	412.10	350	21,600.00	-	-	0.05	2,76,200	-10.40	0.05	12.24	40,96,369	45,285	1,25,589	
1,075	-1,380	9,241	-	361.20	144.55	50	361.40	362.10	50	21,650.00	-	-	0.05	5,43,400	-16.30	0.05	10.90	39,42,901	34,656	89,697	
1,973	-8,901	72,990	-	311.25	136.75	50	311.20	312.00	100	21,700.00	-	-	0.05	2,60,750	-25.15	0.05	9.54	69,28,972	43,135	1,47,451	
11,801	-6,387	78,336	-	261.40	124.95	50	261.35	262.05	100	21,750.00	-	-	0.05	5,67,400	-37.35	0.05	8.17	71,87,755	25,589	91,859	
22,907	-31,372	6,16,606	-	211.40	108.05	50	211.65	212.00	250	21,800.00	-	-	0.05	5,07,550	-54.35	0.05	6.79	1,21,14,073	40,574	1,44,732	
43,343	-36,402	8,86,057	-	161.60	86.80	100	161.60	162.00	1,050	21,850.00	-	-	0.05	91,100	-75.35	0.05	5.38	1,23,21,347	65,004	1,13,326	
95,023	-33,443	43,00,518	-	112.00	60.10	100	112.00	112.10	2,000	21,900.00	-	-	0.05	11,38,250	-102.75	0.05	3.94	2,04,99,338	1,56,733	2,00,436	
1,20,692	26,565	1,01,59,777	-	62.00	27.80	1,100	62.00	62.10	27,300	21,950.00	-	-	0.05	21,96,500	-134.95	0.05	2.46	2,91,46,892	2,45,174	2,60,294	
3,81,465	1,55,195	4,58,78,560	-	12.15	-9.55	1,650	12.05	12.15	60,350	22,000.00	-	-	0.05	8,48,450	-172.40	0.05	0.87	4,73,03,027	5,27,980	5,61,186	
3,94,743	2,97,060	3,53,67,271	1.08	0.05	-13.00	-	-	0.05	15,35,650	22,050.00	3,100	37.90	37.95	600	-175.55	37.90	4.47	1,35,95,337	1,01,877	1,08,558	
2,35,160	82,262	2,70,73,387	2.64	0.05	-7.75	-	-	0.05	9,41,400	22,100.00	50	87.85	87.90	2,300	-169.90	87.85	7.76	55,90,150	22,945	35,357	
1,53,675	63,165	1,43,89,323	4.10	0.05	-4.60	-	-	0.05	2,87,500	22,150.00	17,700	137.65	138.00	550	-167.10	137.65	10.65	9,94,733	6,429	9,991	
1,87,613	12,744	1,15,03,327	5.52	0.05	-2.80	-	-	0.05	5,54,350	22,200.00	100	187.80	188.10	100	-162.70	188.10	13.45	6,63,188	-4,794	13,240	
1,31,865	41,518	73,32,073	6.89	0.05	-1.70	-	-	0.05	15,53,350	22,250.00	1,000	237.50	238.00	100	-163.50	237.50	15.81	80,758	-1,372	1,474	
2,13,663	32,615	72,84,370	8.24	0.05	-1.20	-	-	0.05	7,02,050	22,300.00	400	287.55	288.10	250	-162.50	287.55	18.53	65,814	-4,033	1,907	
1,29,763	65,879	36,02,172	9.57	0.05	-0.90	-	-	0.05	7,73,800	22,350.00	50	337.60	338.10	150	-161.05	337.50	20.63	6,197	-690	1,261	
1,64,992	43,692	25,62,372	10.88	0.05	-0.75	-	-	0.05	7,01,150	22,400.00	100	388.00	388.10	350	-162.50	388.20	23.40	15,670	-3,082	2,096	
65,995	19,688	8,77,178	12.17	0.05	-0.60	-	-	0.05	1,98,400	22,450.00	50	437.85	438.05	350	-159.95	438.45	24.84	1,583	-149	416	

