

## Long strangle Strategy:-

In a long strangle—the more common strategy—the investor simultaneously buys an out-of-the-money call and an out-of-the-money put option.

The call option's strike price is higher than the underlying asset's current market price,

While the put has a strike price that is lower than the asset's market price.

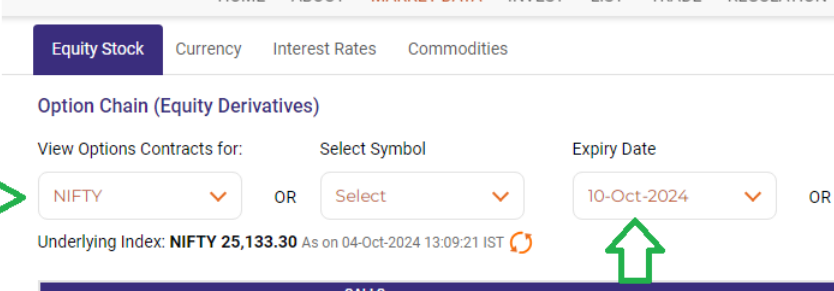
## Now How can you apply this Long strangle strategy in Nifty options Buying:-

For this just visit website of

Step 1:-

<https://www.nseindia.com/option-chain>

Step 2:-



The screenshot shows the 'Option Chain (Equity Derivatives)' section on the NSE India website. It features three dropdown menus: 'View Options Contracts for:' (set to 'NIFTY'), 'Select Symbol' (set to 'Select'), and 'Expiry Date' (set to '10-Oct-2024'). Below these is the text 'Underlying Index: NIFTY 25,133.30 As on 04-Oct-2024 13:09:21 IST'. A green arrow points to the 'NIFTY' dropdown with the annotation '(select NIFTY)'. Another green arrow points to the '10-Oct-2024' dropdown with the annotation '(Select Expiry Date)'.


### Step 3:-

Select one Call OTM options and select one Put OTM options which are near ATM OPTION

As shown below Diagram:-


- 25,000 Strike price Put options
- 25400 Strike price Call options

**Buy OTM PUT Options**



373.65	-70.00	25	374.25	373.25	25	25,250.00	25	113.00	110.00	1,275	31.75	113.20	10.07
337.65	-79.60	175	337.80	338.75	400	25,000.00	425	129.40	129.70	325	56.00	129.90	16.65
303.45	-74.20	50	303.40	304.00	175	25,050.00	900	144.60	145.00	200	61.25	145.00	16.36
271.15	-68.05	75	270.60	271.15	125	25,100.00	400	161.25	161.65	225	67.20	161.50	16.11
239.25	-63.80	200	238.95	239.50	375	25,150.00	125	180.45	180.75	75	72.30	180.60	15.92
208.25	-59.40	225	208.20	208.65	25	25,200.00	75	203.05	203.40	50	79.95	203.30	15.65
180.80	-54.70	275	181.00	181.40	50	25,250.00	150	226.10	226.55	150	85.80	226.55	15.43
156.95	-47.55	450	156.60	157.00	50	25,300.00	225	248.15	248.75	200	88.75	248.40	15.36
133.40	-43.40	175	133.35	133.65	150	25,350.00	25	275.45	276.20	375	95.10	275.80	15.19
113.85	-36.15	75	113.95	114.15	100	25,400.00	25	305.05	305.80	225	100.10	305.10	14.96
96.60	-30.35	575	96.55	96.80	75	25,450.00	25	339.85	340.60	25	108.55	339.85	14.81
80.25	-26.05	1,100	80.15	80.35	25	25,500.00	150	370.05	371.05	75	110.50	370.05	14.56

**Buy OTM Call Options**



Note:-

Always keep Stop loss In This Strategy you will keep Stop Loss of 50 Points Below your Entry.

And Target of 150-200 Points.

Very Important Note:- After coming profit of 100 points Keep Trailing your stop loss also.