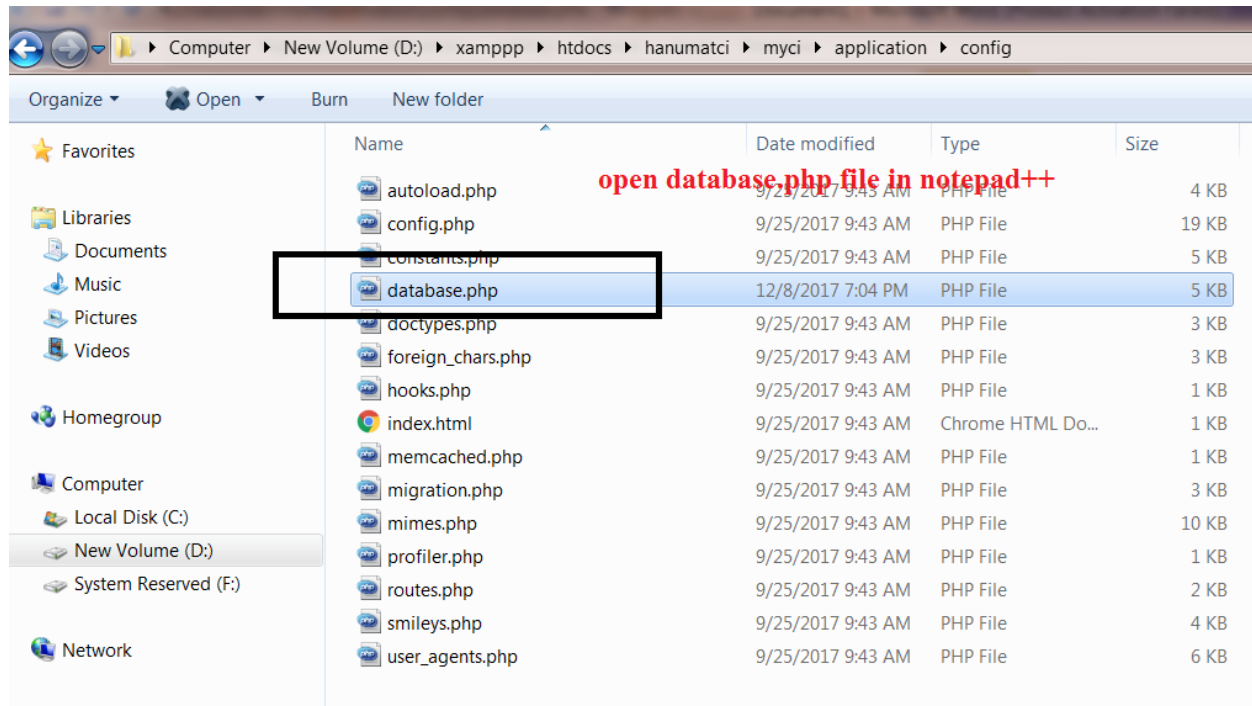


(1)step one go to myci/application/config folder and open your database.php file:



(2)after opening database.php file do following changes in following code :

```
$db['default'] = array(  
    'dsn' => "",  
    'hostname' => 'localhost',  
    'username' => 'root',  
    'password' => "",  
    'database' => 'prakash',  
    'dbdriver' => 'mysqli',
```

```
File Edit Search View Encoding Language Settings Macro Run Plugins Window ?
external.js upload.html upload.php connect.php slider.html slider.php display.php site.php site_model.php form.php config.php database.php
69 |
70 | The $query_builder variables lets you determine whether or not to load
71 | the query builder class.
72 */
73 $active_group = 'default';
74 $query_builder = TRUE;
75
76 $db['default'] = array(
77     'dsn' => '',
78     'hostname' => 'localhost',
79     'username' => 'root',
80     'password' => '',
81     'database' => 'mydb',
82     'dbdriver' => 'mysqli',
83     'dbprefix' => '',
84     'pconnect' => FALSE,
85     'db_debug' => (ENVIRONMENT !== 'production'),
86     'cache_on' => FALSE,
```

Note here prakash is your database name ..ok

(3)now create table in your database :

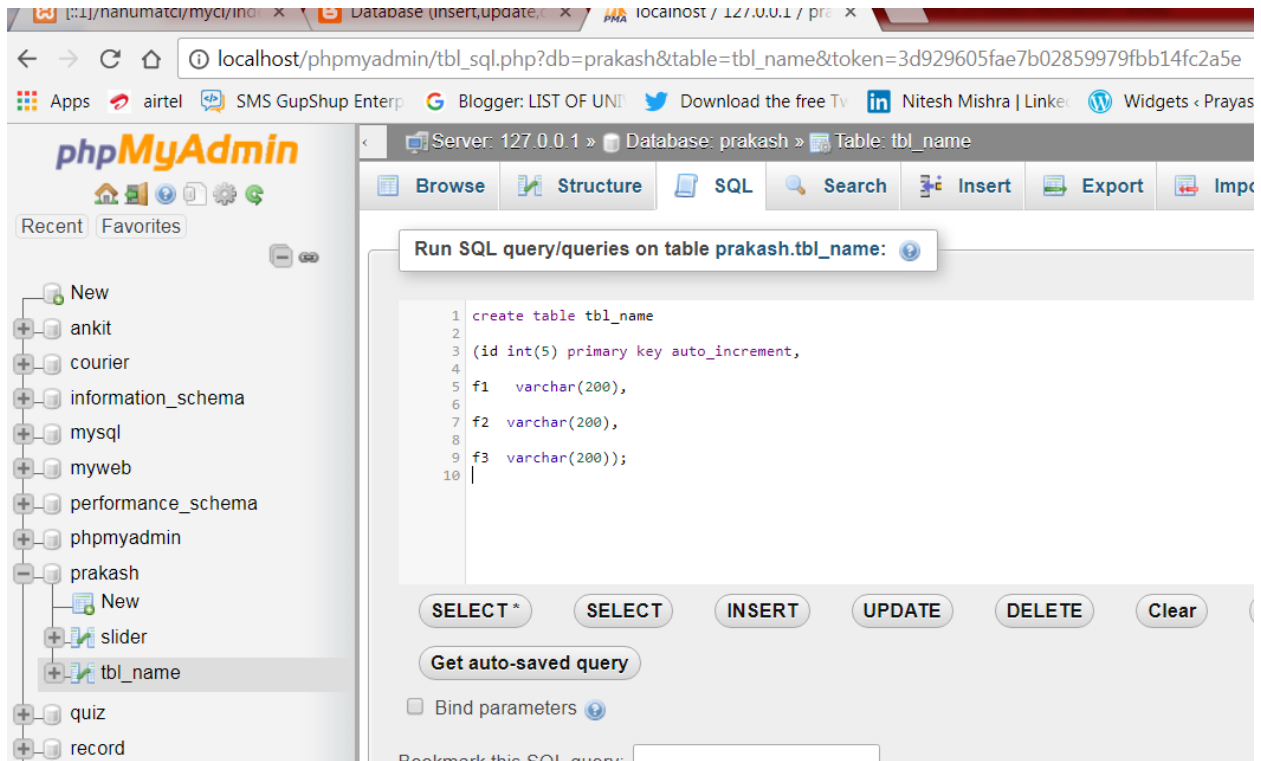
create table tbl_name

(id int(5) primary key auto_increment,

f1 varchar(200),

f2 varchar(200),

f3 varchar(200));



(4) write code for form.php file and save under application/views folder :

```
<form action="<?php echo site_url('site/insert'); ?>" method=post>
```

```
Field 1 <input type = text name='f1'><br>
```

```
Field 2 <input type = text name='f2'><br>
```

```
Field 3 <input type = text name='f3'><br>
```

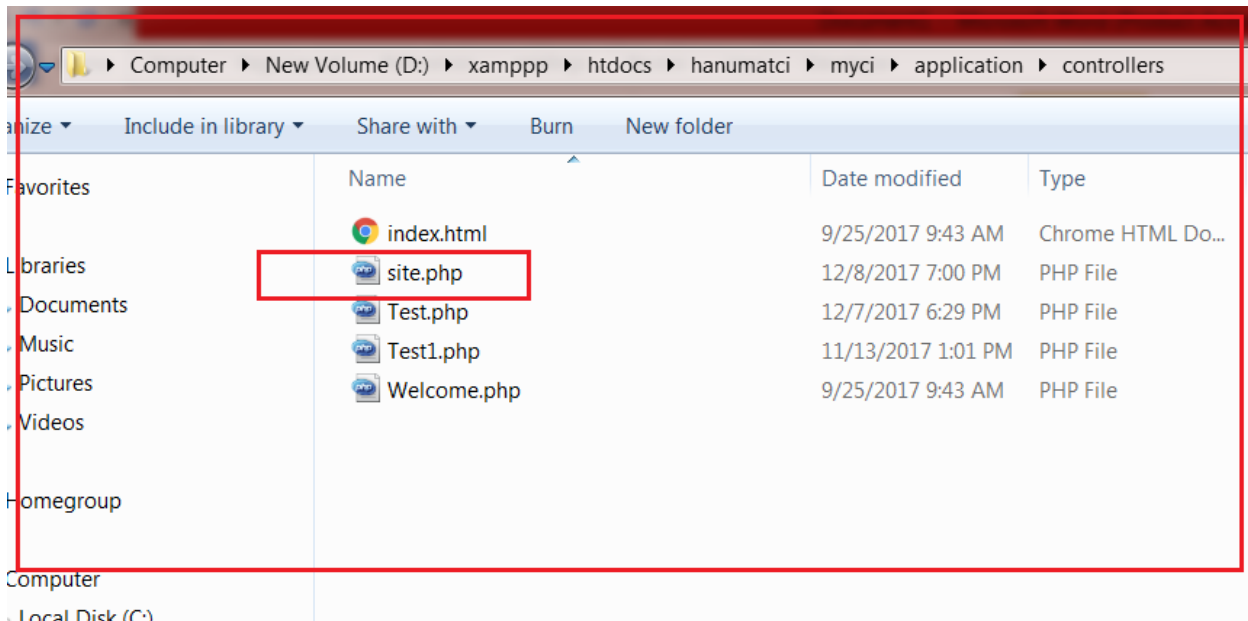
```
<input type="submit" name="submit" value="submit">
```

```
</form>
```

(5)write code for formsucess.php file :

<h1>successfully done </h1>

(6)write code for site.php controller under application/controllers/ :



```
<?php
```

```
class site extends CI_Controller
```

```
{
```

```
function __construct()
```

```
{
```

```
parent::__construct();
```

```
$db = $this->load->database();  
$this->load->library('form_validation');  
$this->load->helper('form');  
  
}  
  
function hello()  
  
{  
  
$this->load->helper('url');  
  
$this->load->view('form');  
  
}  
  
function insert()  
  
{  
$this->load->database();  
$this->load->model('site_model');  
$this->form_validation->set_rules('f1', 'f1', 'trim|required');
```

```
$this->form_validation->set_rules('f2', 'f2', 'trim|required');
```

```
$this->form_validation->set_rules('f3', 'f3', 'trim|required');
```

```
if($this->form_validation->run()===true){
```

```
    $data = array(
```

```
        'f1' => $this->input->post('f1'),
```

```
        'f2' => $this->input->post('f2'),
```

```
        'f3' => $this->input->post('f3')
```

```
    );
```

```
$this->site_model->insertdata($data);
```

```
$this->load->view('formsuccess');
```

```
}
```

```
else
```

```
{
```

```
    $this->load->view('form');
```

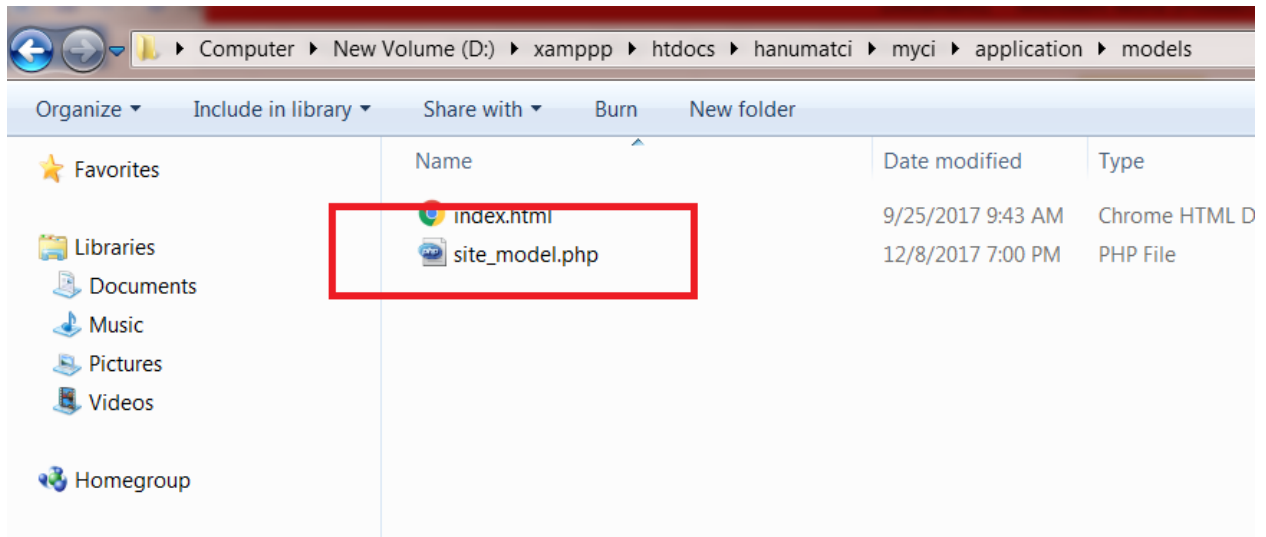
```
}
```

```
}
```

```
}
```

```
?>
```

(7)write code for site_model.php for model under application/models file:



```
<?php
```

```
class site_model extends CI_Model
```

```
{
```

```
function __construct()
```

```
{
```

```
    parent::__construct();
```

```
}
```

```
public function insertdata($data)
```

```
{
```

```
$this->load->database();
```

```
$this->db->insert('tbl_name', $data);
```

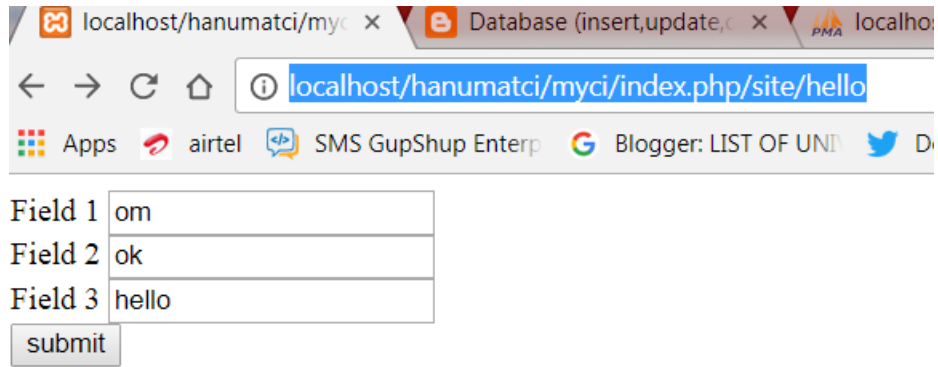
```
}
```

```
}
```

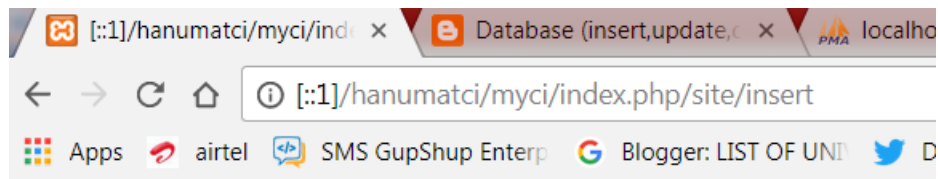
```
?>
```

(8)run your code open any browser & type :

<http://localhost/hanumatci/myci/index.php/site/hello>



After click on submit you will get :



successfully done