

BOOTSTRAP 5 BEGINNER COURSE (With Examples & Explanations)

□ 1. Introduction to Bootstrap

What is Bootstrap?

Bootstrap is a popular **CSS framework** that helps you quickly build responsive, mobile-friendly websites using ready-made:

- Layouts
- Components
- Utilities

Why Use Bootstrap?

- ✓ Saves time
- ✓ No need to write CSS from scratch
- ✓ Mobile-first design
- ✓ Large community & documentation

How to Include Bootstrap

Option 1 – Using CDN (easiest)

Add this inside your `<head>`:

```
<link
href="https://cdn.jsdelivr.net/npm/bootstrap@5.3.2/dist/css/bootstrap.min.css"
rel="stylesheet"
/>
```

Add JS at bottom of `<body>`:

```
<script src=
"https://cdn.jsdelivr.net/npm/bootstrap@5.3.2/dist/js/bootstrap.bundle.min.js"
"></script>
```

□ 2. Bootstrap Containers

Containers wrap your content and align everything nicely.

Types

1. `container` – fixed width
2. `container-fluid` – full width
3. `container-{breakpoint}` – responsive width

Example:

```
<div class="container">
  <h1>This is inside a container</h1>
</div>
```

```
<div class="container-fluid bg-light">
  <p>This takes full width</p>
</div>
```

Explanation:

- `container` becomes wide or narrow depending on screen size.
 - `container-fluid` always stretches 100% width.
-

□ 3. Grid System (Very Important)

Bootstrap uses a **12-column grid** for layout.

Basic Structure

```
<div class="container">
  <div class="row">
    <div class="col">Column 1</div>
    <div class="col">Column 2</div>
    <div class="col">Column 3</div>
  </div>
</div>
```

Responsive Columns

Example:

```
<div class="row">
  <div class="col-sm-6 col-md-4 col-lg-3">
    Column
  </div>
</div>
```

Explanation:

- col-sm-6 → 2 columns on small screens
- col-md-4 → 3 columns on medium
- col-lg-3 → 4 columns on large

Nesting Columns

```
<div class="col-6">
  <div class="row">
    <div class="col-6">A</div>
    <div class="col-6">B</div>
  </div>
</div>
```

□ 4. Typography

Bootstrap improves text with helper classes.

Headings

```
<h1 class="display-1">Big Heading</h1>
<h3 class="fw-bold">Bold Text</h3>
```

Explanation:

- display-1 to display-6 create large headings
- fw-bold = font-weight bold

Text Alignment

```
<p class="text-center">Centered Text</p>
<p class="text-end">Right Text</p>
```

Text Colors

```
<p class="text-primary">Blue Text</p>
<p class="text-danger">Red Text</p>
```

5. Colors & Backgrounds

Bootstrap includes built-in colors.

Text Colors

```
<p class="text-success">Success</p>
<p class="text-warning">Warning</p>
```

Background Colors

```
<div class="bg-info text-white p-3">Information Box</div>
```

Explanation:

- `bg-info` → light blue
 - `text-white` makes text visible
 - `p-3` adds padding
-

6. Buttons

Bootstrap has styled buttons:

```
<button class="btn btn-primary">Primary</button>
<button class="btn btn-danger">Delete</button>
<button class="btn btn-outline-dark">Outline</button>
```

Button Sizes

```
<button class="btn btn-success btn-lg">Large</button>
<button class="btn btn-secondary btn-sm">Small</button>
```

Full-width Button

```
<button class="btn btn-primary w-100">Full Width</button>
```

□ 7. Forms

Bootstrap makes forms look modern.

Basic Form Example

```
<form class="p-3">
  <div class="mb-3">
    <label class="form-label">Email</label>
    <input type="email" class="form-control">
  </div>

  <div class="mb-3">
    <label class="form-label">Password</label>
    <input type="password" class="form-control">
  </div>

  <button class="btn btn-primary">Login</button>
</form>
```

Explanation:

- form-control styles inputs
 - form-label styles labels
 - mb-3 adds spacing between inputs
-

□ 8. Navbar

Create responsive navigation bars easily.

Example:

```
<nav class="navbar navbar-expand-lg navbar-dark bg-dark">
  <div class="container">
    <a class="navbar-brand" href="#">MySite</a>

    <button class="navbar-toggler" data-bs-toggle="collapse" data-bs-
target="#menu">
      <span class="navbar-toggler-icon"></span>
```

```
</button>

<div id="menu" class="collapse navbar-collapse">
  <ul class="navbar-nav ms-auto">
    <li class="nav-item"><a class="nav-link" href="#">Home</a></li>
    <li class="nav-item"><a class="nav-link" href="#">About</a></li>
  </ul>
</div>
</div>
</nav>
```

Explanation:

- navbar-expand-lg → collapses on small screens
 - ms-auto → menu items move to right
 - navbar-dark bg-dark → black theme
-

9. Cards

Cards display content in a stylish layout.

Example:

```
<div class="card" style="width: 18rem;">
  
  <div class="card-body">
    <h5 class="card-title">Card title</h5>
    <p class="card-text">Some text inside.</p>
    <a href="#" class="btn btn-primary">Go</a>
  </div>
</div>
```

Card Groups

```
<div class="card-group">
  <div class="card">...</div>
  <div class="card">...</div>
</div>
```

10. Utilities

Bootstrap provides many helper classes.

Spacing (Margin & Padding)

```
<div class="mt-3 mb-4 p-5">
  Box with margin/padding
</div>
```

- m = margin
- p = padding
- Numbers = 0–5

Flexbox Utilities

```
<div class="d-flex justify-content-center align-items-center">
  Centered Content
</div>
```

Position Classes

```
<div class="position-relative">
  <div class="position-absolute top-0 end-0">Top Right</div>
</div>
```

□ 11. Responsive Design

Breakpoints:

Screen	Class prefix
Extra small	(none)
Small	sm
Medium	md
Large	lg
XL	xl
XXL	xxl

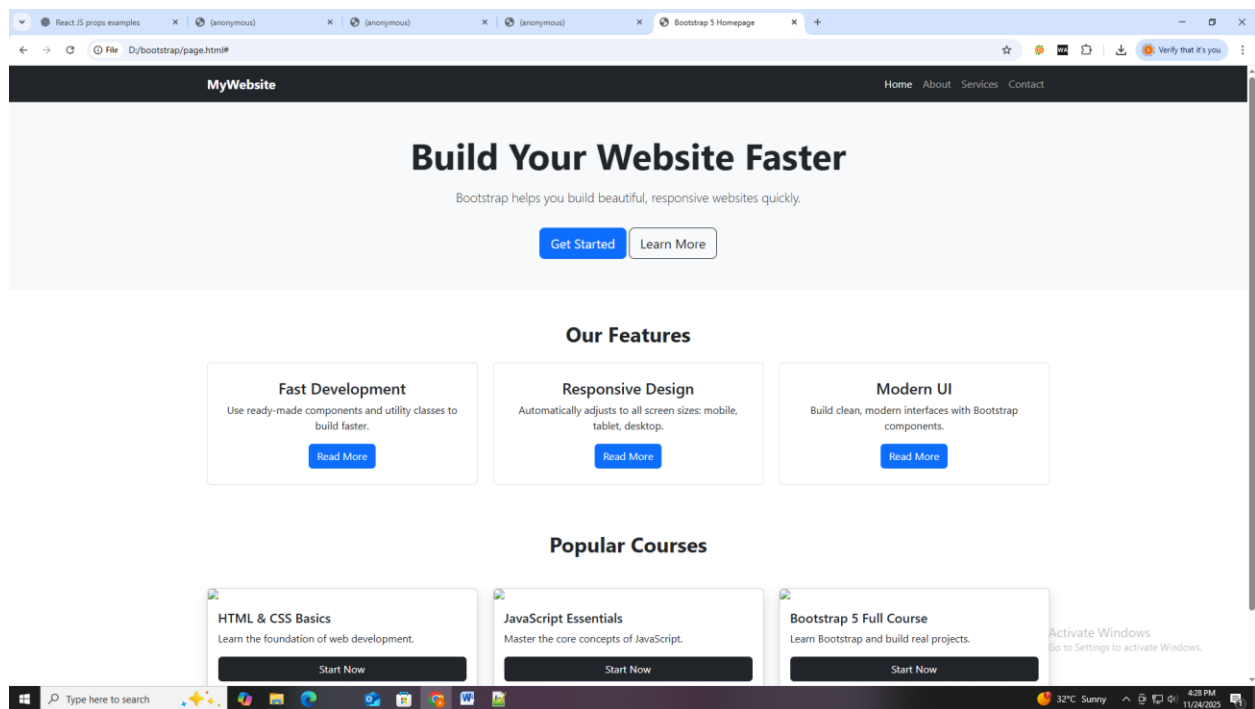
Example:

```
<p class="text-center text-md-start text-lg-end">
  Responsive text alignment
</p>
```

12. Practice Project (Mini Website)

Build a simple homepage using:

- ✓ Navbar
- ✓ Hero banner
- ✓ Grid layout
- ✓ Buttons
- ✓ Cards



index.html file code:-

```
<!DOCTYPE html>
```

```
<html lang="en">
```

```
<head>
```

```
<meta charset="UTF-8" />
```

```
<meta name="viewport" content="width=device-width, initial-scale=1.0" />
```

```
<title>Bootstrap 5 Homepage</title>
```

```
<!-- Bootstrap CDN -->
```

```
<link
```

```
  href="https://cdn.jsdelivr.net/npm/bootstrap@5.3.2/dist/css/bootstrap.min.css"
```

```
  rel="stylesheet"
```

```
/>
```

```
</head>
```

```
<body>
```

```
<!-- NAVBAR -->
```

```
<nav class="navbar navbar-expand-lg navbar-dark bg-dark">
```

```
  <div class="container">
```

```
    <a class="navbar-brand fw-bold" href="#">MyWebsite</a>
```

```
    <button
```

```
      class="navbar-toggler"
```

```
      data-bs-toggle="collapse"
```

```
      data-bs-target="#menu"
```

```
    >
```

```
      <span class="navbar-toggler-icon"></span>
```

```
    </button>
```

```
    <div id="menu" class="collapse navbar-collapse">
```

```
<ul class="navbar-nav ms-auto">
  <li class="nav-item">
    <a class="nav-link active" href="#">Home</a>
  </li>
  <li class="nav-item">
    <a class="nav-link" href="#">About</a>
  </li>
  <li class="nav-item">
    <a class="nav-link" href="#">Services</a>
  </li>
  <li class="nav-item">
    <a class="nav-link" href="#">Contact</a>
  </li>
</ul>
</div>
</div>
</nav>
```

```
<!-- HERO SECTION -->
```

```
<section class="bg-light text-dark py-5">
  <div class="container text-center">
    <h1 class="display-4 fw-bold">Build Your Website Faster</h1>
    <p class="lead mt-3">
      Bootstrap helps you build beautiful, responsive websites quickly.
    </p>
```

```
<button class="btn btn-primary btn-lg mt-3">Get Started</button>
```

```
<button class="btn btn-outline-dark btn-lg mt-3">Learn More</button>
```

```
</div>
```

```
</section>
```

```
<!-- GRID SECTION -->
```

```
<section class="container my-5">
```

```
<h2 class="text-center mb-4 fw-bold">Our Features</h2>
```

```
<div class="row text-center">
```

```
<div class="col-md-4 mb-4">
```

```
<div class="p-4 border rounded">
```

```
<h4>Fast Development</h4>
```

```
<p>
```

```
Use ready-made components and utility classes to build faster.
```

```
</p>
```

```
<button class="btn btn-primary">Read More</button>
```

```
</div>
```

```
</div>
```

```
<div class="col-md-4 mb-4">
```

```
<div class="p-4 border rounded">
```

```
<h4>Responsive Design</h4>
```

```
<p>
```

```
Automatically adjusts to all screen sizes: mobile, tablet, desktop.
```

```
</p>
<button class="btn btn-primary">Read More</button>
</div>
</div>
```

```
<div class="col-md-4 mb-4">
  <div class="p-4 border rounded">
    <h4>Modern UI</h4>
    <p>
      Build clean, modern interfaces with Bootstrap components.
    </p>
    <button class="btn btn-primary">Read More</button>
  </div>
</div>
</div>
</section>
```

```
<!-- CARD SECTION -->
```

```
<section class="container my-5">
  <h2 class="text-center fw-bold mb-5">Popular Courses</h2>

  <div class="row g-4">
    <div class="col-md-4">
      <div class="card shadow">
        
```

```
<div class="card-body">
  <h5 class="card-title">HTML & CSS Basics</h5>
  <p class="card-text">Learn the foundation of web development.</p>
  <a href="#" class="btn btn-dark w-100">Start Now</a>
</div>
</div>
</div>
```

```
<div class="col-md-4">
  <div class="card shadow">
    
    <div class="card-body">
      <h5 class="card-title">JavaScript Essentials</h5>
      <p class="card-text">Master the core concepts of JavaScript.</p>
      <a href="#" class="btn btn-dark w-100">Start Now</a>
    </div>
  </div>
</div>
</div>
```

```
<div class="col-md-4">
  <div class="card shadow">
    
    <div class="card-body">
      <h5 class="card-title">Bootstrap 5 Full Course</h5>
      <p class="card-text">Learn Bootstrap and build real projects.</p>
    </div>
  </div>
</div>
```

```
    <a href="#" class="btn btn-dark w-100">Start Now</a>
  </div>
</div>
</div>
</div>
</section>
```

```
<!-- FOOTER -->
```

```
<footer class="bg-dark text-white text-center py-3 mt-5">
  <p class="mb-0">&copy; 2025 MyWebsite. All Rights Reserved.</p>
</footer>
```

```
<!-- Bootstrap JS -->
```

```
<script src="https://cdn.jsdelivr.net/npm/bootstrap@5.3.2/dist/js/bootstrap.bundle.min.js"></script>
```

```
</body>
</html>
```

Bootstrap Website Project Task to create multipage website :-

bootstrap-multipage/

```
├─ index.html      # Home
├─ about.html     # About page
├─ services.html  # Services listing
└─ contact.html
```

index.html (Home)

```
<!doctype html>
<html lang="en">
<head>
  <meta charset="utf-8" />
  <meta name="viewport" content="width=device-width,initial-scale=1" />
  <title>MySite - Home</title>
  <link
href="https://cdn.jsdelivrivr.net/npm/bootstrap@5.3.2/dist/css/bootstrap.min.css
" rel="stylesheet">
</head>
<body>

  <!-- NAVBAR -->
  <nav class="navbar navbar-expand-lg navbar-dark bg-dark">
    <div class="container">
      <a class="navbar-brand fw-bold" href="index.html">MySite</a>
      <button class="navbar-toggler" type="button" data-bs-toggle="collapse"
data-bs-target="#navMenu">
        <span class="navbar-toggler-icon"></span>
      </button>

      <div id="navMenu" class="collapse navbar-collapse">
        <ul class="navbar-nav ms-auto">
          <li class="nav-item"><a class="nav-link active"
href="index.html">Home</a></li>
          <li class="nav-item"><a class="nav-link"
href="about.html">About</a></li>
          <li class="nav-item"><a class="nav-link"
href="services.html">Services</a></li>
          <li class="nav-item"><a class="nav-link"
href="contact.html">Contact</a></li>
        </ul>
      </div>
    </div>
  </nav>

  <!-- HERO -->
  <header class="bg-light text-dark py-5">
    <div class="container text-center">
```

```

        <h1 class="display-4 fw-bold">Build beautiful sites fast</h1>
        <p class="lead mt-3">Responsive, accessible, and mobile-first UI with
Bootstrap 5.</p>
        <div class="d-flex justify-content-center gap-2 mt-3">
            <a href="services.html" class="btn btn-primary btn-lg">Our
Services</a>
            <a href="contact.html" class="btn btn-outline-dark btn-lg">Contact
Us</a>
        </div>
    </div>
</header>

<!-- FEATURES GRID -->
<section class="container my-5">
    <h2 class="text-center mb-4 fw-bold">What We Offer</h2>
    <div class="row g-4">
        <div class="col-md-4">
            <div class="p-4 border rounded h-100 d-flex flex-column">
                <h5>Design Systems</h5>
                <p class="flex-grow-1">Consistent, reusable components and style
guides to speed development.</p>
                <a class="btn btn-sm btn-primary mt-2"
href="services.html#design">Learn more</a>
            </div>
        </div>
        <div class="col-md-4">
            <div class="p-4 border rounded h-100 d-flex flex-column">
                <h5>Frontend Development</h5>
                <p class="flex-grow-1">Accessible, performant HTML/CSS/JS
implementations for modern sites.</p>
                <a class="btn btn-sm btn-primary mt-2"
href="services.html#frontend">Learn more</a>
            </div>
        </div>
        <div class="col-md-4">
            <div class="p-4 border rounded h-100 d-flex flex-column">
                <h5>Consulting</h5>
                <p class="flex-grow-1">Architecture, accessibility audits, and
performance tuning.</p>
                <a class="btn btn-sm btn-primary mt-2"
href="services.html#consulting">Learn more</a>
            </div>
        </div>
    </div>
</section>

<!-- CARDS -->
<section class="container my-5">
    <h2 class="text-center mb-4 fw-bold">Popular Courses</h2>
    <div class="row g-4">
        <div class="col-md-4">
            <div class="card h-100">
                
                <div class="card-body d-flex flex-column">
                    <h5 class="card-title">HTML & CSS Basics</h5>

```

```

        <p class="card-text">Start building the structure and style of
the web.</p>
        <a href="#" class="btn btn-dark mt-auto">Start Now</a>
    </div>
</div>
</div>

<div class="col-md-4">
    <div class="card h-100">
        
        <div class="card-body d-flex flex-column">
            <h5 class="card-title">JavaScript Essentials</h5>
            <p class="card-text">Master core JavaScript concepts for web
development.</p>
            <a href="#" class="btn btn-dark mt-auto">Start Now</a>
        </div>
    </div>
</div>

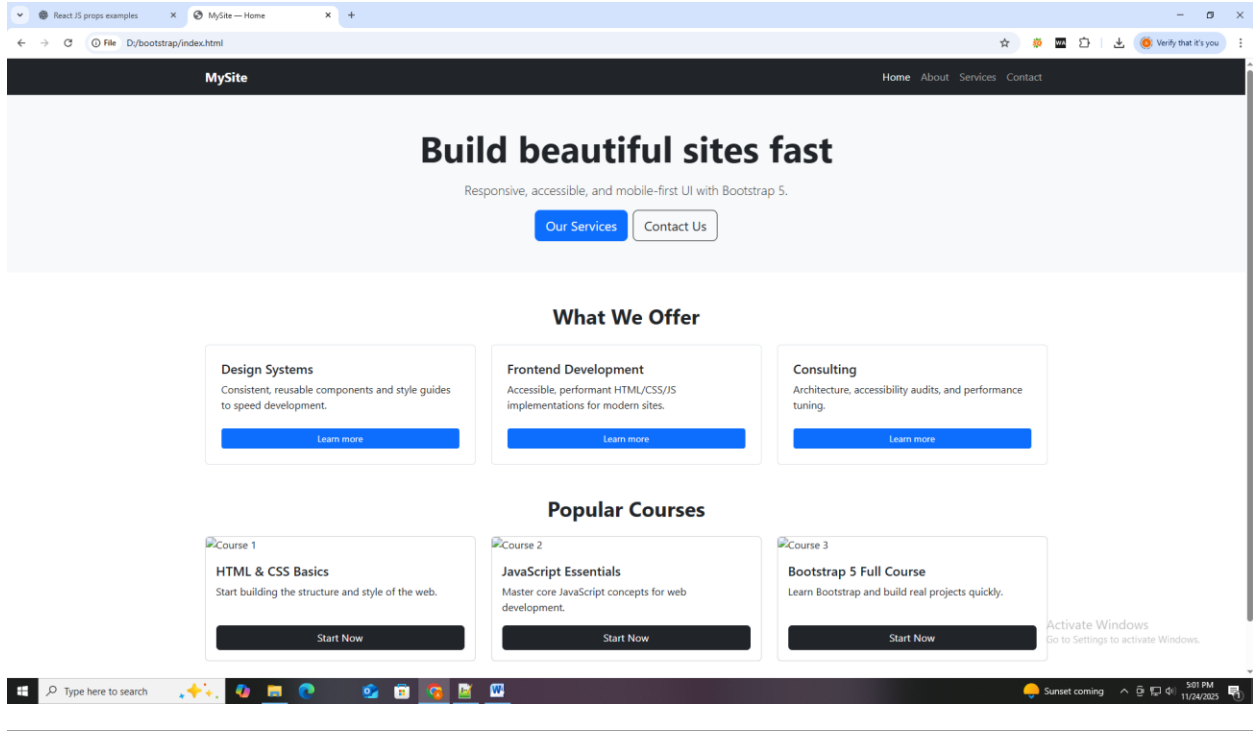
<div class="col-md-4">
    <div class="card h-100">
        
        <div class="card-body d-flex flex-column">
            <h5 class="card-title">Bootstrap 5 Full Course</h5>
            <p class="card-text">Learn Bootstrap and build real projects
quickly.</p>
            <a href="#" class="btn btn-dark mt-auto">Start Now</a>
        </div>
    </div>
</div>
</div>
</section>

<!-- FOOTER -->
<footer class="bg-dark text-white text-center py-3 mt-5">
    <div class="container">
        <p class="mb-0">&copy; 2025 MySite. All Rights Reserved.</p>
    </div>
</footer>

<script
src="https://cdn.jsdelivr.net/npm/bootstrap@5.3.2/dist/js/bootstrap.bundle.mi
n.js"></script>
</body>
</html>

```

Output:-



about.html (Same layout as Home — with About content)

```
<!doctype html>
<html lang="en">
<head>
  <meta charset="utf-8" />
  <meta name="viewport" content="width=device-width,initial-scale=1" />
  <title>MySite - About</title>
  <link
href="https://cdn.jsdelivr.net/npm/bootstrap@5.3.2/dist/css/bootstrap.min.css"
  " rel="stylesheet">
</head>
<body>

  <!-- NAVBAR -->
  <nav class="navbar navbar-expand-lg navbar-dark bg-dark">
    <div class="container">
      <a class="navbar-brand fw-bold" href="index.html">MySite</a>
      <button class="navbar-toggler" type="button" data-bs-toggle="collapse"
data-bs-target="#navMenu">
        <span class="navbar-toggler-icon"></span>
      </button>

      <div id="navMenu" class="collapse navbar-collapse">
        <ul class="navbar-nav ms-auto">
          <li class="nav-item"><a class="nav-link"
href="index.html">Home</a></li>
```

```

        <li class="nav-item"><a class="nav-link active"
href="about.html">About</a></li>
        <li class="nav-item"><a class="nav-link"
href="services.html">Services</a></li>
        <li class="nav-item"><a class="nav-link"
href="contact.html">Contact</a></li>
    </ul>
</div>
</div>
</nav>

<!-- HERO (About variant) -->
<header class="bg-light text-dark py-5">
    <div class="container text-center">
        <h1 class="display-4 fw-bold">About MySite</h1>
        <p class="lead mt-3">We build fast, accessible, and beautiful front-end
experiences using Bootstrap.</p>
        <div class="d-flex justify-content-center gap-2 mt-3">
            <a href="services.html" class="btn btn-primary btn-lg">View
Services</a>
            <a href="contact.html" class="btn btn-outline-dark btn-lg">Get in
Touch</a>
        </div>
    </div>
</header>

<!-- ABOUT CONTENT (grid similar to features) -->
<section class="container my-5">
    <h2 class="text-center mb-4 fw-bold">Who We Are</h2>
    <div class="row g-4">
        <div class="col-md-6">
            <div class="p-4 border rounded h-100">
                <h5>Our Mission</h5>
                <p>Deliver maintainable, accessible, and performance-oriented
front-ends quickly and reliably.</p>
            </div>
        </div>
        <div class="col-md-6">
            <div class="p-4 border rounded h-100">
                <h5>Our Approach</h5>
                <p>Component-driven design, accessibility-first thinking, and
pragmatic engineering.</p>
            </div>
        </div>
    </div>
</section>

<!-- CARDS (team / values) -->
<section class="container my-5">
    <h2 class="text-center mb-4 fw-bold">Our Team</h2>
    <div class="row g-4">
        <div class="col-md-4">
            <div class="card h-100 text-center">
                
                <div class="card-body">
                    <h5 class="card-title">Alex Lee</h5>

```

```

        <p class="card-text">Lead Designer</p>
    </div>
</div>
</div>

<div class="col-md-4">
    <div class="card h-100 text-center">
        
        <div class="card-body">
            <h5 class="card-title">Priya Kumar</h5>
            <p class="card-text">Senior Frontend Developer</p>
        </div>
    </div>
</div>

<div class="col-md-4">
    <div class="card h-100 text-center">
        
        <div class="card-body">
            <h5 class="card-title">Sam Carter</h5>
            <p class="card-text">Accessibility Specialist</p>
        </div>
    </div>
</div>
</div>
</section>

<!-- FOOTER -->
<footer class="bg-dark text-white text-center py-3 mt-5">
    <div class="container">
        <p class="mb-0">&copy; 2025 MySite. All Rights Reserved.</p>
    </div>
</footer>

<script
src="https://cdn.jsdelivr.net/npm/bootstrap@5.3.2/dist/js/bootstrap.bundle.mi
n.js"></script>
</body>
</html>

```

Output:-

About MySite

We build fast, accessible, and beautiful front-end experiences using Bootstrap.

[View Services](#) [Get in Touch](#)

Who We Are

Our Mission

Deliver maintainable, accessible, and performance-oriented front-ends quickly and reliably.

Our Approach

Component-driven design, accessibility-first thinking, and pragmatic engineering.

Our Team



Person 1

Alex Lee
Lead Designer



Person 2

Priya Kumar
Senior Frontend Developer



Person 3

Sam Carter
Accessibility Specialist

services.html (Same layout, services focus)

```
<!doctype html>
<html lang="en">
<head>
  <meta charset="utf-8" />
  <meta name="viewport" content="width=device-width,initial-scale=1" />
  <title>MySite - Services</title>
  <link
href="https://cdn.jsdelivr.net/npm/bootstrap@5.3.2/dist/css/bootstrap.min.css
" rel="stylesheet">
</head>
<body>

  <!-- NAVBAR -->
  <nav class="navbar navbar-expand-lg navbar-dark bg-dark">
    <div class="container">
      <a class="navbar-brand fw-bold" href="index.html">MySite</a>
      <button class="navbar-toggler" type="button" data-bs-toggle="collapse"
data-bs-target="#navMenu">
        <span class="navbar-toggler-icon"></span>
      </button>

      <div id="navMenu" class="collapse navbar-collapse">
        <ul class="navbar-nav ms-auto">
          <li class="nav-item"><a class="nav-link"
href="index.html">Home</a></li>
          <li class="nav-item"><a class="nav-link"
href="about.html">About</a></li>
          <li class="nav-item"><a class="nav-link active"
href="services.html">Services</a></li>
          <li class="nav-item"><a class="nav-link"
href="contact.html">Contact</a></li>
        </ul>
      </div>
    </div>
  </nav>

  <!-- HERO (Services variant) -->
  <header class="bg-light text-dark py-5">
    <div class="container text-center">
      <h1 class="display-4 fw-bold">Our Services</h1>
      <p class="lead mt-3">Design systems, frontend builds, accessibility
audits, and training.</p>
      <div class="d-flex justify-content-center gap-2 mt-3">
        <a href="#services-grid" class="btn btn-primary btn-lg">View
Services</a>
        <a href="contact.html" class="btn btn-outline-dark btn-lg">Request a
Quote</a>
      </div>
    </div>
  </header>

  <!-- SERVICES GRID -->
  <section id="services-grid" class="container my-5">
```

```

<h2 class="text-center mb-4 fw-bold">Services We Provide</h2>
<div class="row g-4">
  <div class="col-md-6">
    <div class="card h-100">
      <div class="card-body">
        <h5 class="card-title">Design Systems</h5>
        <p class="card-text">Component libraries, tokens, and
documentation for consistent UI.</p>
        <a class="btn btn-outline-primary" href="#">Get a Quote</a>
      </div>
    </div>
  </div>

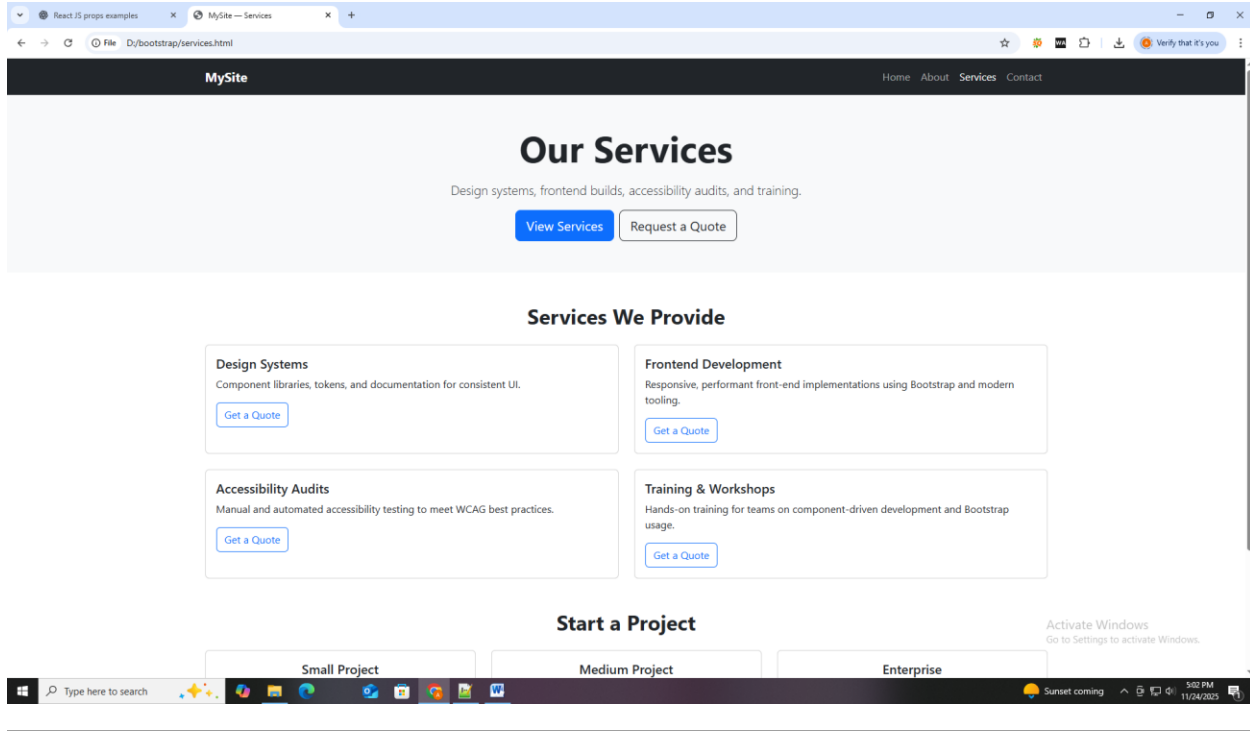
  <div class="col-md-6">
    <div class="card h-100">
      <div class="card-body">
        <h5 class="card-title">Frontend Development</h5>
        <p class="card-text">Responsive, performant front-end
implementations using Bootstrap and modern tooling.</p>
        <a class="btn btn-outline-primary" href="#">Get a Quote</a>
      </div>
    </div>
  </div>

  <div class="col-md-6">
    <div class="card h-100">
      <div class="card-body">
        <h5 class="card-title">Accessibility Audits</h5>
        <p class="card-text">Manual and automated accessibility testing
to meet WCAG best practices.</p>
        <a class="btn btn-outline-primary" href="#">Get a Quote</a>
      </div>
    </div>
  </div>

  <div class="col-md-6">
    <div class="card h-100">
      <div class="card-body">
        <h5 class="card-title">Training & Workshops</h5>
        <p class="card-text">Hands-on training for teams on component-
driven development and Bootstrap usage.</p>
        <a class="btn btn-outline-primary" href="#">Get a Quote</a>
      </div>
    </div>
  </div>
</div>
</section>

<!-- CALL TO ACTION CARDS -->
<section class="container my-5">
  <h2 class="text-center mb-4 fw-bold">Start a Project</h2>
  <div class="row g-4">
    <div class="col-md-4">
      <div class="card h-100 text-center">
        <div class="card-body d-flex flex-column">
          <h5 class="card-title">Small Project</h5>

```

contact.html (Contact page)

```
<!doctype html>
<html lang="en">
<head>
  <meta charset="utf-8" />
  <meta name="viewport" content="width=device-width,initial-scale=1" />
  <title>MySite - Contact</title>
  <link
href="https://cdn.jsdelivr.net/npm/bootstrap@5.3.2/dist/css/bootstrap.min.css"
  rel="stylesheet">
</head>
<body>

  <!-- NAVBAR -->
  <nav class="navbar navbar-expand-lg navbar-dark bg-dark">
    <div class="container">
      <a class="navbar-brand fw-bold" href="index.html">MySite</a>
      <button class="navbar-toggler" type="button" data-bs-toggle="collapse"
data-bs-target="#navMenu">
        <span class="navbar-toggler-icon"></span>
      </button>

      <div id="navMenu" class="collapse navbar-collapse">
        <ul class="navbar-nav ms-auto">
          <li class="nav-item"><a class="nav-link"
href="index.html">Home</a></li>
          <li class="nav-item"><a class="nav-link"
href="about.html">About</a></li>
```

```

        <li class="nav-item"><a class="nav-link"
href="services.html">Services</a></li>
        <li class="nav-item"><a class="nav-link active"
href="contact.html">Contact</a></li>
    </ul>
</div>
</div>
</nav>

<!-- HERO -->
<header class="bg-light text-dark py-5">
    <div class="container text-center">
        <h1 class="display-4 fw-bold">Get in Touch</h1>
        <p class="lead mt-3">Questions, project inquiries, or just say hi -
we'd love to hear from you.</p>
        <div class="d-flex justify-content-center gap-2 mt-3">
            <a href="index.html" class="btn btn-primary btn-lg">Back to Home</a>
            <a href="services.html" class="btn btn-outline-dark btn-lg">Our
Services</a>
        </div>
    </div>
</header>

<!-- CONTACT + INFO -->
<main class="container my-5">
    <div class="row g-4">
        <div class="col-lg-6">
            <h2 class="fw-bold">Send a Message</h2>
            <p class="lead">Use the form below or email us at <a
href="mailto:hello@yoursite.com">hello@yoursite.com</a>.</p>

            <!-- Replace action with your Formspree endpoint if you want form
handling -->
            <form action="https://formspree.io/f/your-id" method="POST"
class="mt-4">
                <div class="mb-3">
                    <label class="form-label">Name</label>
                    <input name="name" type="text" class="form-control" required>
                </div>

                <div class="mb-3">
                    <label class="form-label">Email</label>
                    <input name="_replyto" type="email" class="form-control"
required>
                </div>

                <div class="mb-3">
                    <label class="form-label">Message</label>
                    <textarea name="message" rows="6" class="form-control"
required></textarea>
                </div>

                <input type="text" name="_gotcha" style="display:none">
                <button type="submit" class="btn btn-primary">Send Message</button>
            </form>
        </div>

```

```

    <div class="col-lg-6">
      <h2 class="fw-bold">Visit or Call</h2>
      <p class="mb-1"><strong>Address</strong><br>123 Example Street, City,
Country</p>
      <p class="mb-1"><strong>Phone</strong><br><a
href="tel:+1234567890">+1 234 567 890</a></p>
      <p class="mb-1"><strong>Hours</strong><br>Mon-Fri: 9:00 – 18:00</p>

      <hr class="my-4">

      <h5>Follow Us</h5>
      <div class="d-flex gap-2">
        <a href="#" class="btn btn-outline-dark btn-sm">Twitter</a>
        <a href="#" class="btn btn-outline-dark btn-sm">LinkedIn</a>
        <a href="#" class="btn btn-outline-dark btn-sm">GitHub</a>
      </div>
    </div>
  </div>
</main>

<!-- FOOTER -->
<footer class="bg-dark text-white text-center py-3 mt-5">
  <div class="container">
    <p class="mb-0">&copy; 2025 MySite. All Rights Reserved.</p>
  </div>
</footer>

<script
src="https://cdn.jsdelivr.net/npm/bootstrap@5.3.2/dist/js/bootstrap.bundle.mi
n.js"></script>
</body>
</html>

```

Output:-

