




Worksheet 5


Name each of the given notes and then write another note with the same letter name:





—



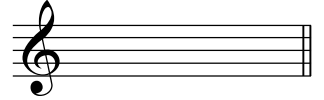
—



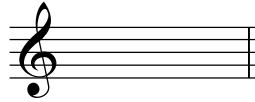
—





—




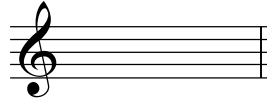
—





—





—





—




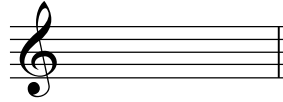
—




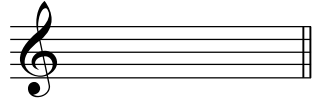
—




—




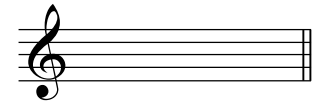
—




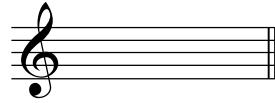
—




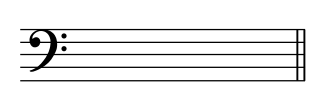
—



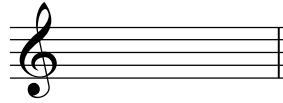
—




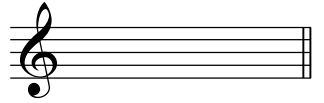
—



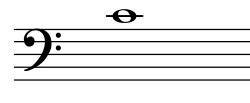

—





—




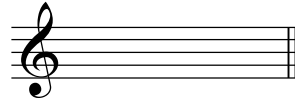
—



—



—



—

