

NEO

VS

Schoolology

## Table of contents

Introduction .....	3
User interface .....	4
Ease of use .....	6
Features .....	7
Cost .....	12
Summary .....	13

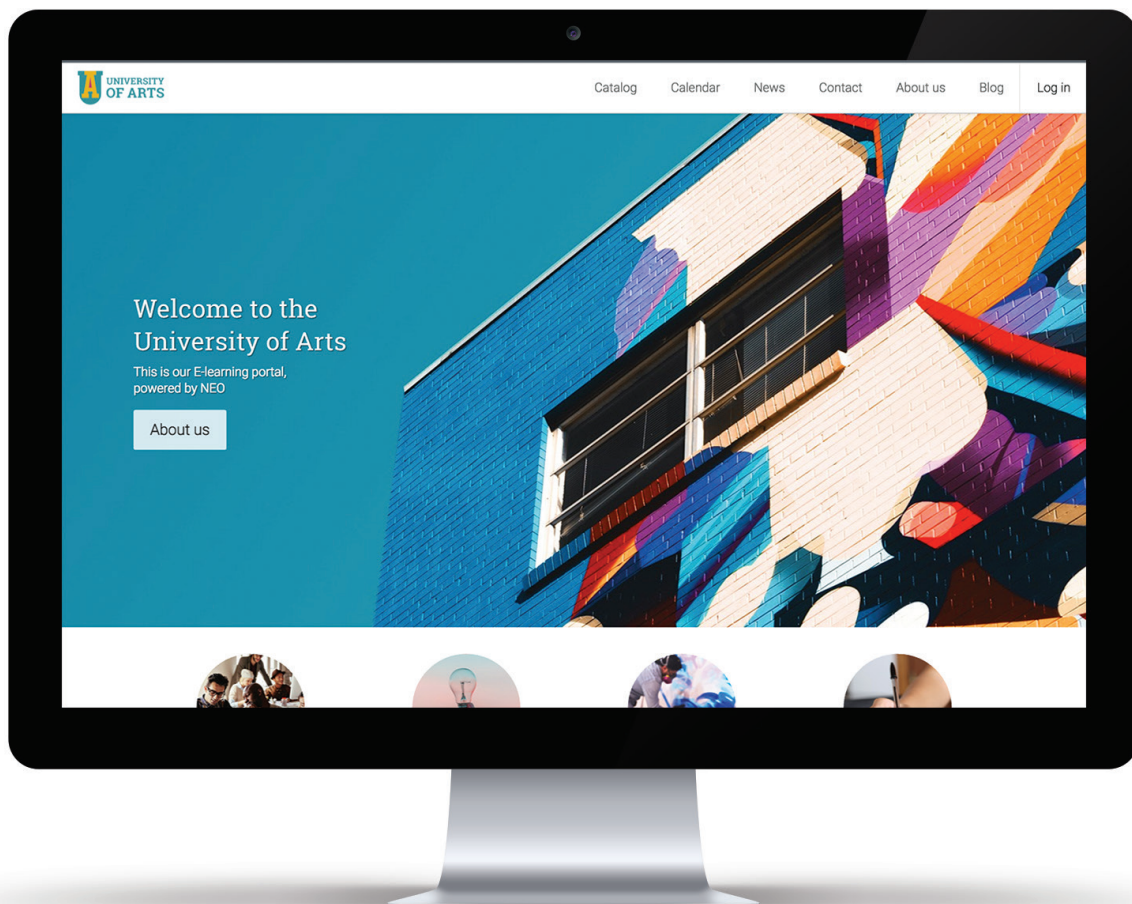


## Introduction

This document is a detailed comparison between NEO and Schoology, taking into consideration the features, functionality, and cost of each platform.

**NEO** is a world-class, award-winning learning management system (LMS) for schools and universities. NEO helps schools manage all classroom activities, such as creating and delivering educational content, assessing students, tracking their results, and promoting communication and collaboration between students and teachers/faculty.

**Schoology** is an LMS that focuses on K-12 schools. They also market their product to companies.



## User interface

NEO has an intuitive, responsive design, that looks sharp and automatically adjusts based on the type of device. The platform offers tile-based dashboards for teachers, students, administrators and parents, a graphical resources catalog, as well as a users catalog.

Schoology has a simple interface that closely resembles the Facebook interface. It doesn't provide a graphical resources catalog and uses a system of folders to organize files and other resources.

In NEO, it's simple to navigate to the main areas of the site and easily perform tasks without having to leave the main dashboard. For example, to add a new group, a user can simply go to the left menu and click on the "add" button. In Schoology, you have to open the groups pop-up, go to "My groups" and then find the option to add a group.



The [NEO](#) class layout is tile-based and users have the choice to switch to a row view. Class tiles show important information such as the number of students, a link to the class calendar, news area, and assignments to grade. Each lesson in a class shows the number of sections in the lessons, the badges and points awarded, and certificates associated with the lesson. Students can also easily see progress icons for each class and lesson, making it easy to know which lessons have to be started or resumed and which ones are completed.

In [Schoology](#), the class design is a bit outdated and it is not as easy to organize class material into lessons. Instead, teachers have to put content pages and assignments in a folder. There is no drag and drop option. As a result, organizing materials takes more time.

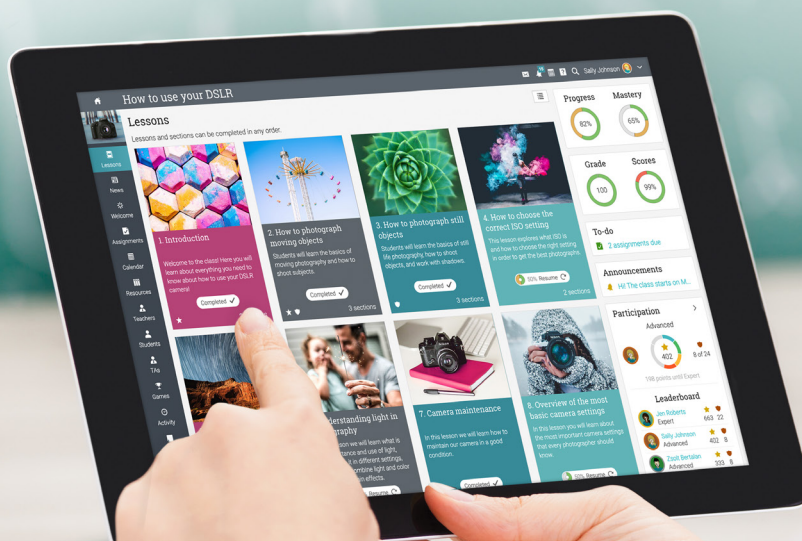
NEO is more accessible to users, offering more than 40 languages, including Right to Left languages. Schoology has only 6 available languages. NEO has mobile apps for iOS, Android, and Windows. There is also the option to customize apps for schools that want to have their own branded mobile apps. Schoology has native apps for iOS, Android and Kindle Fire and no branded apps.



## Ease of use

NEO is very intuitive and easy to use. In addition, it includes an online help center with videos, getting started guides, and searchable help content. NEO also has a rapid response support forum where staff members typically respond to questions within 15-30 minutes during business hours 24/5.

Schoolology is easy to use and understand, includes an online help center, community and technical support.



## Features

**NEO** offers all the essential tools schools need to manage classroom activities, assess students, track progress, and promote collaboration between students, teachers and parents. Many features can be enabled or disabled to suit young children through college students.

**Schoology** is marketed to both K-12 schools and universities. However, many of its features are primarily geared towards K-12. For example, NEO allows all institutions to organize schools into districts through its networking feature and create different university departments through the organizations feature. In Schoology, schools can be organized into a district, but not into university departments. NEO also has more options for content authoring, such as learning paths, and features that help teachers personalize classes such as automation, gamification and adaptive learning. In addition, NEO includes more collaboration tool such as chat, teams and wikis.

### Creating content

**NEO** provides different types of classes to suit all teaching styles, whether it's instructor-led, blended, self-paced, or micro learning. Using the NEO authoring tool, teachers can record audio or video directly from their browser. Teachers can create learning paths to inspire students to achieve learning goals. Each goal in a path can represent a class or a certificate and students can be rewarded with points and badges as they complete goals.

**Schoology** provides instructor-led, blended, and self-paced class options. The content authoring tool in Schoology has quite limited options and the platform does not provide a learning paths feature.

## Student assessment

NEO provides 12 assignment types, including essay, survey, discussion, team, debate, Dropbox, SCORM, attendance. Teachers can also create a quiz assignment with 7 question types, including arithmetic questions.

Schoology offers 4 assignment types: assignment, quiz, discussion, and LTI.

## Tracking progress

NEO provides support for competency-based learning that allows teachers to track how well students are understanding the taught concepts based on their mastery of skills or subjects. Measuring student performance is easy and teachers can get instant insights using extensive analytics, built-in reports, and custom reports.

Schoology also has a mastery feature, but there is no option to trigger actions when students achieve certain mastery levels or drop below a threshold for a competency. Schoology has built-in reports, but offers less options compared to NEO.

## Communication and collaboration

NEO offers a complete set of communication and collaboration tools for all users such as built-in messaging with bidirectional email integration, chat, social networking, blogs, forums, groups, and teams.

Schoology provides a smaller set of features and there are no teams, chat, wikis, or public blogs.

## Personalization and engagement

**NEO** helps teachers save time through automation, which allows them to set up actions that should be performed when students complete tasks. Rules can be added in many areas of the platform such as classes, learning paths, groups, accounts, and mastery.

**Schoology**, on the other hand, has completion rules for classes, but still relies on administrators or teachers doing a lot of manual work in the platform. For example, you can't define actions that are triggered when accounts are created or when students unenroll from a class.

NEO also has a powerful gamification feature, through which students earn points and badges, and they can also see a leaderboard with their results.

The only gamification element that Schoology provides is the option to manually award badges to students. In addition, there is no adaptive learning feature in Schoology.

## Customization

In **NEO**, schools can customize many aspects of the platform including its color scheme, fonts, terminology, and more. They can also create a visitor portal with their own logo, portal images, panels, carousel, custom HTML, and more.

The level of customization available in **Schoology** is minimal, for example, to change the logo and header color you need to have an Enterprise account.



Here is a list of features included in NEO that Schology does not support:

### User Interface

- 100% mobile responsive design
- Customizable visitor portal
- Customizable terminology
- Branded mobile apps
- Support for more than 40 languages
- Windows mobile app
- Automatic language translation of messages and forum posts

### Content

- Learning paths
- Content sync
- Gamification
- Automation
- Adaptive learning
- Micro learning
- Drip content
- Compliance
- Class ratings and reviews
- Prerequisite certificates
- Seating charts
- Waitlists

### Assessment and analytics

- Personalized assignments
- Debate, team, survey, offline, SCORM and attendance assignments
- Curriculum coverage analysis
- Comprehensive set of built-in reports
- Scheduled reports
- Custom reports



## Collaboration

- Chat
- Teams
- Organizations
- Public blog
- Wikis

## Integrations

- Integration with 1,000+ apps via Zapier
- Integration with your own email server
- Panopto
- Equella
- xAPI
- GoToMeeting
- GoToTraining
- CometChat
- Unicheck
- MathJax
- Kimono
- Zoom
- Skype for Business
- Authorize.net
- PayU Latam
- MailChimp
- PayUbiz
- PayPal
- Stripe

## Other

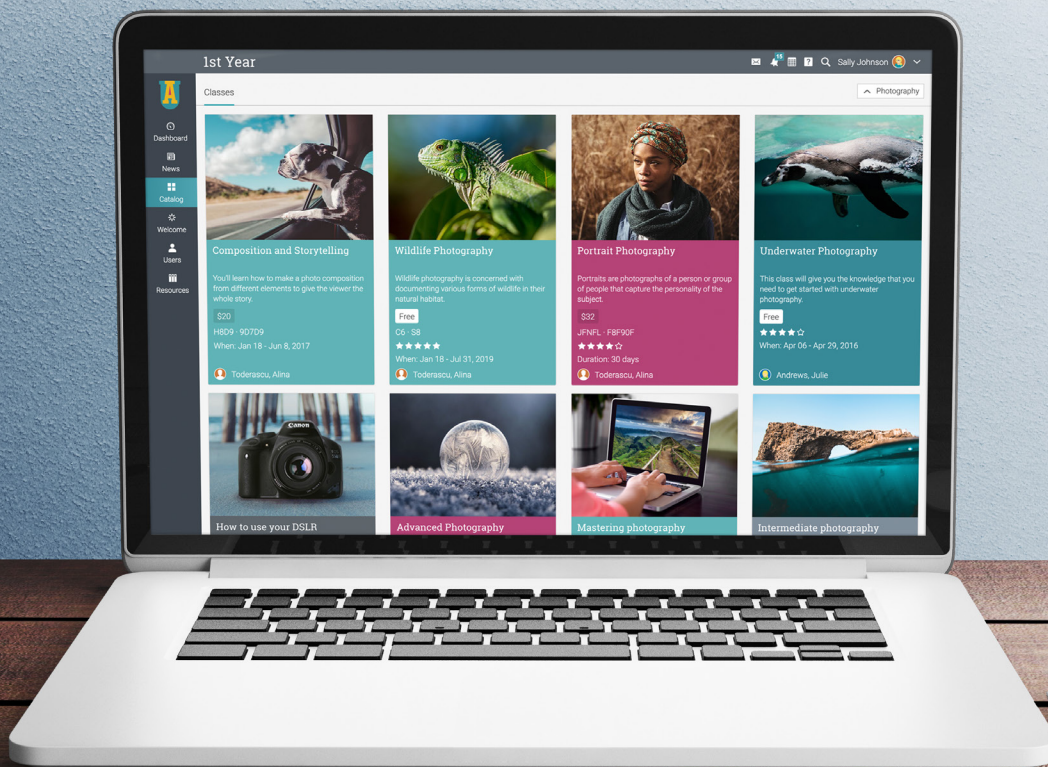
- Built-in student help desk
- Policy documents
- SEO features
- Monitor and teaching assistant account types functionality



## Cost

NEO has a free plan and costs about \$6 per student per year for its Small school plan and around \$7 per student per year for its Enterprise plan. There are no setup fees, cancellation fees, storage fees, bandwidth fees, support fees, or other hidden costs.

Schoology has a free plan for individual teachers, and a paid Enterprise plan for schools and districts. There is no free version that includes administration features which are generally required when using an LMS for your entire school. We have heard anecdotally that the Schoology Enterprise plan costs about \$7.5 to \$10 per student per year, with a \$1,000-4,000 setup fee, an annual maintenance support fee, and a required purchase of at least 500 student accounts. Schools usually have to sign a 3-year contract for the Enterprise plan.

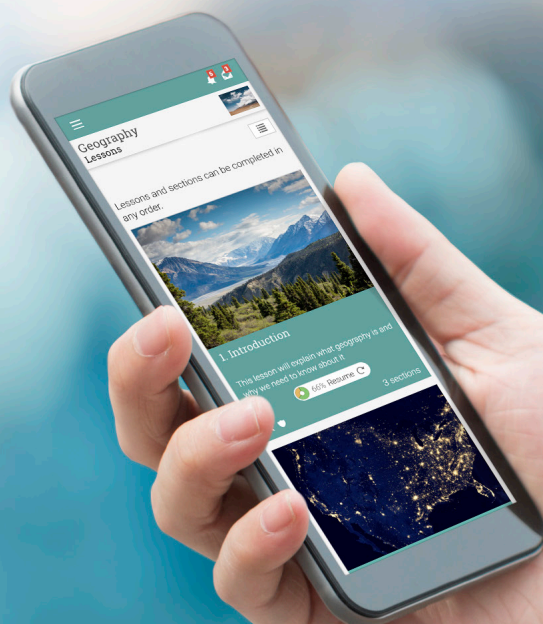


## Summary

This was a comparison of the most important features between [NEO](#) and [Schoology](#). NEO is a more attractive and easier to use LMS than Schoology. NEO is easier to customize and offers more features at a better value. In addition, NEO is more suitable for both K-12 and Higher Ed institutions.

If you require additional information on NEO, please contact us at [sales@cypherlearning.com](mailto:sales@cypherlearning.com).

[www.neolms.com](http://www.neolms.com)



This comparison was written in January 2019 based on publicly available documentation on both vendors' sites. It was prepared as a guide and is not intended to be exhaustive. The comparison information does not constitute any contractual representation, warranty or obligation on our part. Liability for errors, omissions or consequential loss is expressly disclaimed. If you find any information in this comparison guide to be inaccurate, please contact us and we will correct the information.