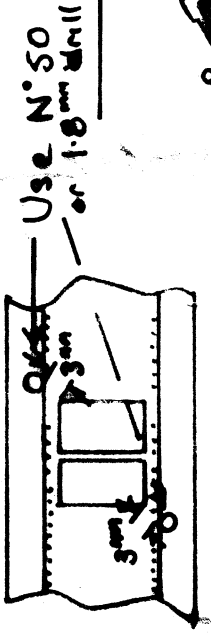


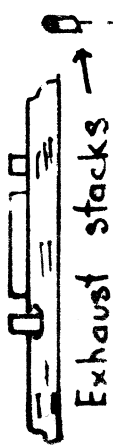
CASULA HOBBIES

Made in Australia by CALLIPARI.

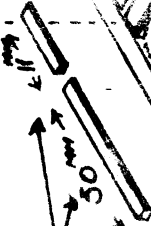
KITS



Cut pins to form Exhaust Stacks




Roof cut walks



6 Vent holes N° 60 or 1.2mm Drill



Large buffer plate



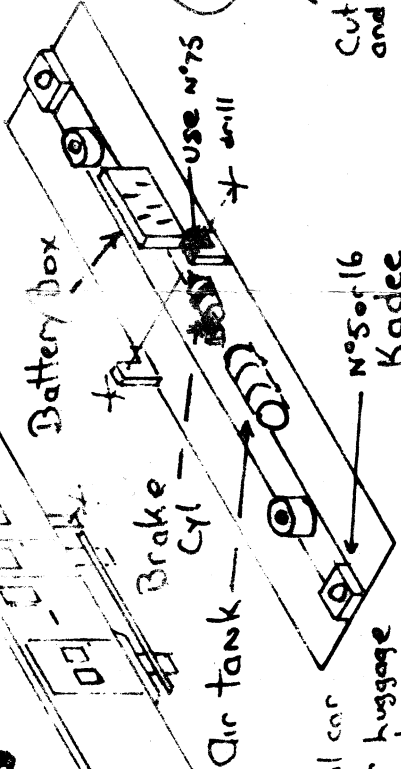
Diaphragm and Spring



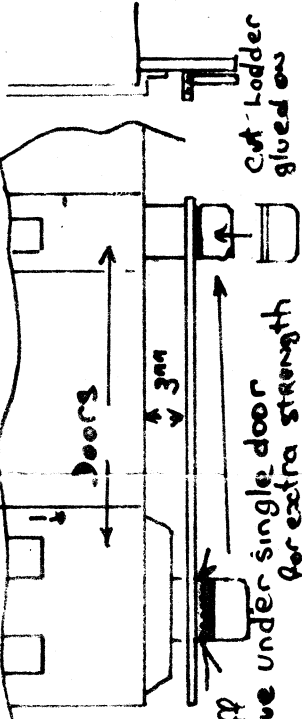
Terminal car buffer luggage End only

N°5 or 16 Kadec

Use N°75 + drill



PS This Kit has detail parts Left over for your use.



Instruction Sheet P.H.S. Van Power Van R.V.B. Set-2290-2292

Notes

1. Remove flashing and study parts carefully
2. Glue sides and ends together upside down on a flat surface
3. Fit and glue floor
4. Undercar detail may be built down using spare detail parts (roof and windows may be glued in after painting)
5. Exhaust stacks may be made from spare buffer fins

Paint

Silver roof, Black gutter rail, Tuscan body with a yellow line above and below windows

Glue M.E.K. - + fasters, battery, Kibri

Cut buffer bolster flush with body

Model may be Super detail from photos to your standard.

