

*Weave 'em Up  
and Lash 'em Out!*



July 25-26, 2008

Dayton, Ohio



Brought to you by Heritage Basketry Guild of Dayton, Ohio.  
[www.heritagebasketryguild.com](http://www.heritagebasketryguild.com)  
(937) 291-3899 [sow3sam@aol.com](mailto:sow3sam@aol.com)



## Door Basket

Kathy Tessler - Saginaw, MI

4" x 7" x 7"

Weave this unique half-cathead wall basket to hold plants, fresh flowers, or dried flowers on your front door. Woven with your choice of dyed or natural 11/64" flat oval reed. A challenge in shaping plus a wrapped handle and lashed rim. (Class may run late)

**\$32 Intermediate level Fri. (1:00 - 5:00)**



## Patchwork Bracelet

Karen Trembreull - L'Anse, MI

1/2" w & sized to fit

A petite Birch Bark pattern will be designed and sewn onto a bark base using the buttonhole stitch with waxed linen. The bracelet will then be lined with birch bark and edged with spruce roots. Your unique bangle will be sized to fit. Students will need to bring a small scratch awl available at Royalwood.

**\$45 All levels Fri. (1:00-5:00)**




## Spokes Galore

Marla Helton - Greencastle, IN

8" diameter x 12"

Beginning with a dyed gourd, this piece incorporates 2 sets of spokes attached in a unique way. A chase weave is used to create the "basket" portion. A rolled border completes this unique piece. (If easily available, please bring a cordless drill with 1/16" drill bit.)

**\$68 All levels Fri. (1:00-5:00)**



## Sensational

Judy Zugish - Marysville, WA

5" x 5" x 4" approximate

Use Japanese Mizuhiki to weave a sculptural brightly colored basket while learning a unique tension twine. This is slow, but oh-so-much-fun and the results are 'sensational'. These baskets evolve and will not be completed in class.

**\$75 All levels Fri. (1:00-5:00)**



## *Rise N Shine*

Marilyn C. Wald - Riga, MI

10" diameter x 8" w/o handle

Rise N Shine is a round basket. The base is constructed using a round slotted wooden base for the spokes. Round reed in a continuous weave pattern and 11/64 flat oval are used for the construction of the walls of this basket. Shaping is a key to this beautiful basket. Also, jute is used with the dyed flat reed to give the added look of planks. A notched white oak handle is inserted into the basket. Hand-painted rooster on a leather oval disc is added to the outside of the basket.

**\$45 Inter. level Fri. (1-5:00 & 7-9:00)**



## *8" Egg Basket*

Karen Zane - Anderson, IN

8" x 10" x 10"

A bow knot or three point variation of a Gods eye sets off this basket. Placement of ribs, trimming and inserting techniques, and shaping a rib basket are stressed. The basket is woven with 0 and #1 round reed to give it a delicate appearance. Hamburg cane is used for the Gods eye and accent.

**\$55 Inter. levels Fri. (1-5:00 & 7-9:00)**



## *Baby's First Rocker*

Tom Holtkamp - Noblesville, IN

15" x 14.5" x 23"

Baby's first rocker! This is a great gift for a new baby. It is small and little children love it. It is woven in a dark green Shaker tape so as not to stain easily. The pattern is traditional checker board. Other dark colors will be available as will other patterns.

**\$75 All levels Fri. (1-5:00 & 7-9:00)**



## *Herb Basket*

Karen Zane - Anderson, IN

10" x 12" x 7"

Trim, insert and shape ribs on a flat surface is the techniques used in this basket. How to do a Gods Eye and twill weave on the rim will be discussed. There will be sufficient instruction to complete the basket.

**\$45 Intermediate level Sat. (8:00-5:00)**



## *Sampler Tote*

Kathy Tessler - Saginaw, MI

6" x 12" x 12.5" w/o handles

It's all about shape control! Work with various widths of dyed and natural reed to create this handy tote with leather handle straps. Tote features paired spokes, filled base, twill weave, and unique double lashing technique.

**\$52 Intermediate level Sat. (8:00-5:00)**



## *Shabby Chic*

Marilyn Wald - Riga, MI

18" x 17" x 15" w/o handles

What a great basket! It can hold anything in any amounts. Bring your patience to class. Hand made Tennessee Bushel handles with a twist give the basket a majestic air. The basket begins as a cathead and walls come up drastically so handles will fit smoothly on the sides. Flat oval is used in the weaving of this basket to give it added strength. A colorful liner gives the basket a splash of color. There will be many different colors of liners from which the students may choose.

**\$65 Intermediate level Sat. (8:00-5:00)**



## *Pottery Vase with Tapestry Weave*

Marla Helton - Greencastle, IN

6" diameter x 9"

This fun, creative class begins with a custom designed pottery vase, students will learn to insert spokes and then do a triple weave to accommodate a second set of spokes. Tapestry weave will then be introduced. A wide variety of colors, fibers and textures will be available from which to choose. Creativity will be encouraged.

**\$68 All levels Sat. (8:00-5:00)**



## *Royal Hawaii*

Thomas L. Holtkamp - Noblesville, IN

21" x 11.5" x 12.75"

A visit to Hawaii inspired this design. It is colorful and fun to do. It is worked from a chart. It is done in 1/4" dyed and natural reed. It can also be done in two-tone using 1/4" smoked and natural reed. This is traditional splint weaving. The bench is low and finished in cranberry to compliment the design.

**\$75 Intermediate level Sat. (8:00-5:00)**

## *Bias Twill Cedar*

Karen Trembreull - L'Anse, MI

7" x 7" 3.5"

The base of this basket is derived from a Tarahumara basket from Central Mexico. Learn to weave and understand a bias twill with Cedar bark and a graph. We will be weaving the sides one row at a time, which is a little different from many bias patterns. The hand painted birch bark rim is sewn on for contrast. Bias or Diagonal weave experience is helpful. Students should bring a spoke weight.

**\$85 Inter/Advanced Sat. (8:00-5:00)**



## *White Willow Twill*

Judy Zugish - Marysville, WA

3" x 5"

Many of you will recognize the twill genius of Patty Hawkins in this cylinder. Now you can fall in love with an amazing material--experience creamy supple hand skinned willow. Enjoy the twill spiral and learn a remarkable 4 strand German braid, then rim with root and turndown lashing.

**\$85 Inter/Advan. levels Sat. (8:00-5:00)**



## Friday Night Mini Classes

7 - 9 PM



### Ash Basket Necklace

Weave this cute necklace basket over a mold you keep using ash spokes and weavers. Class fee includes materials for two necklaces and choice of dyed ash for accent.

\* *Special tools required: small packing tool, fine pointed scissors.*

Kathy Tessler Intermediate 1.25" x 2" **\$22**



### Party Time

Beads, wire and gourds--what a great combination! Students coil weave Danish Cord around the top of a gourd and then learn to incorporate beads and wire in various lengths and patterns to create this fun, playful piece. If available, please bring angled wire cutters.

Marla Helton All levels 4" x 6" **\$30**



### Birch Bark Star Earrings

These stars are a traditional Scandinavian/ European design. We will make them with thin birch bark and then treat them as "beads" to be strung along with a variety of other beads into a set of dangle earrings. The hooks are sterling silver or gold plated and a variety of color options will be available. Extra birch bark will be included for a second set of earrings. These are very fun to make and are great gifts.

Karen Tembreull All levels 7/8" diameter **\$35**




### Needles and Nickels

These irresistible miniatures introduce you to hand skeined willow and prepared cedar barks. Some tiny twining work, some running twill. You receive materials for two, and most fun of all-- add cording, this is a wearable and useful basketmakers necklace!

Judy Zugish All levels 1" x 3" **\$55**

## Instructors' Bios



**Marla Helton** is the owner of Serendipity Gourd Art. Marla has been intrigued by mixed media weaving for many years. She began by combining basket techniques with pottery pieces specifically designed to accommodate weaving and later expanded into weaving on gourds that she grows on her farm in rural Indiana. She has been teaching since the early 1990's at conventions and retreats through out the U. S. She finds it very rewarding to see how inspired people are when given the opportunity and encouragement to create.

**Thomas L. Holtkamp** - Forty years ago there was a young man who was content to live in the land of OZ and pursue only those things that brought pleasure and money. Then he fell in love, got married, and had a son and all that previous life was swallowed up in responsibility. He looked around for things to do that would keep him near the home front. He and his wife started collecting antiques. They had a rule that kept them from spending more than \$50.00 on any item. She found a bargain, a set of four chairs that needed repair. They were in need of new cane seats. She took a class and dutifully caned two and one half chairs. The other one and one half chairs were left in disrepair for two years. The young man got tired of looking at the unfinished project and decided to learn to cane. He bought a book and taught himself how to seat weave. That was all about forty years ago. It became one of his hobbies and still is.


**Karen Tembreull** - Karen has been making baskets since 1983 and teaching since the early 90's. She weaves and teaches primarily with locally gathered materials. Her baskets have won many awards, including Best Teacher's Natural Division 2006 and Best Art Piece at the 2000 AMB Conventions. Karen was inducted into the MSU Heritage Program – Heritage Basket Collection project where 3 baskets will be displayed at the MSU Museum. Karen also has a basket featured in the recent book 500 Baskets published by lark books.

**Kathy Tessler** - I LOVE teaching basketry! My goal as a teacher is to fill my students' heads with as many tips and techniques as I possibly can during a class. OF course I hope that they leave class with a basket that they really love. Most of my baskets are "functional" strong baskets. I have specialized in double base/double wall baskets for many years and have LOTS of patterns available for my designs in basketry shops nationwide and online at [www.kathytesslerbaskets.com](http://www.kathytesslerbaskets.com). I also design totes that feature my leather handles. I have taught at every AMB convention since 1987. I also teach at several other conventions and gatherings nationwide.

**Marilyn C. Wald** is the owner of XYZ Basket Works. Marilyn has been weaving since 1988. She began teaching in 1989 with two students. XYZ Basket Works was formed in 1992. At this time, Marilyn began teaching at conventions, guilds and workshops around the US and Canada. She has been featured in Basket Bits Magazine and Just Patterns. The students make teaching basketry special for her. It is rewarding seeing the look of a beginner as she or he completes their basket.

**Karen Zane** started weaving in 1991 and has been teaching since 1999. She studied under Judy Wilson for two years. Rib baskets are her specialty. Karen teaches several types of rib styles and antler baskets. She has taught in several states at conventions and for single groups.

**Judy Zugish** - A weaver of 25 years, Judy Zugish invents baskets in her celebrated nursery garden, "Bouquet Banque" and explores a love of nature in her contemporary designs. The book "500 Baskets" pictures a willow example. Teaching is both pleasure and profession. She partnered Fishsticks Basketry school beginning in 1991, a wonderful adventure to all corners of the globe. See more at [www.twigtwisters.com](http://www.twigtwisters.com)



## Registration Information

*Mid Summer Weave*, sponsored by the Heritage Basketry Guild of Dayton, Ohio, will offer classes in a variety of techniques and materials.

**Mid Summer Weave is only open to paid registrants, not open to the public.**

Registration is \$35.00, or \$30.00 for current members of the Heritage Basketry Guild of Dayton. Registration must be received by **5 May**. Fill out the registration form, listing your first, second, third, and fourth choices of classes. If classes fill up, those who registered first will be given first choice of classes. Payment for your choice of classes should not accompany your registration. Checks for registration should be made payable to Heritage Basketry Guild. Please send a large self-addressed stamped envelope with your registration.

Class confirmations will be mailed to you in the large self-addressed stamped envelope by **19 May**. Once you receive your class confirmations, please make separate checks payable to each teacher. Mail these checks by **9 June** to:

Sally Meyer

Heritage *Mid Summer Weave*

2878 Miami Village Dr.

Miamisburg, OH 45342

**Cancellation/Refund Policy:** Cancel by **8 June** and your registration, less a \$10 processing fee, will be refunded. Cancel after 9 June and your registration is forfeited.

Friday registration is from 12:15 - 1:00, with classes from 1:00 - 5:00, mini classes from 7:00 - 9:00, with a two hour break for dinner. Saturday registration opens at 7:15 AM, with most classes starting at 8:00 AM. Bring your basic basketry tools, plus any special tools required for your classes. You can shop the teachers' marketplace during the lunch break and throughout the day. Our raffles are back this year. Plus a free chance to win the newly-designed basket created by the committee. Simply fill out your evaluation form to be entered to win. Patterns for previous Heritage baskets will be available for sale.

## Meals & Refreshments

Dinner will be provided for those taking Friday classes. Your registration fee includes a light continental breakfast, lunch, and beverages. A variety of soft drinks and bottled water will be available throughout the day. We also ask that you bring a snack to share with your fellow weavers.

## Directions

### *Mid Summer Weave*

I.U.E. Hall  
1675 Woodman Dr.  
Dayton, OH 45432

#### **From the North (I-75 and I-70):**

I-75 South to SR-35 East. SR-35 East to Woodman Drive and turn South (right). Travel approximately one mile and the IUE Hall/VisionMakers building will be on your right. Additional parking at the rear of the building.

#### **From the South:**

I-75 North to SR-35 East. SR-35 East to Woodman Drive and turn South (right). Travel approximately one mile and the IUE Hall/VisionMakers building will be on your right. Additional parking at the rear of the building.

#### **For Weavers Traveling Long Distance:**

There are many hotels in the Dayton, OH, area to choose from; this is only a partial list. Make your own reservations.

#### **I-675 Fairborn/Beavercreek:**

Holiday Inn I-675  
(937) 426-7800  
Homewood Suites  
(937) 429-0600  
Fairfield Inn  
(937) 427-0800  
Red Roof Inn  
(937) 426-6116  
Courtyard Inn  
(937) 429-5203  
Residence Inn  
(937) 427-3914

#### **I-70/I-75 Interchange:**

Motel 6  
(937) 898-3606  
Fairfield Inn  
(937) 898-1120  
Comfort Inn  
(937) 890-9995

#### **Riverside/Dayton:**

Comfort Inn  
(937) 424-6498



*Dayton, Ohio...*  
*Weave 'em Up 'n Lash 'em Out!*



# Weave 'em Up and Lash 'em Out!

July 26-27, 2008 Dayton, Ohio



Please mark your preference of classes (1-4) for both days. Do not mark any you do not wish to take.

<input type="checkbox"/>	F. 1:00-5:00	Door Basket - \$32
<input type="checkbox"/>	F. 1:00-5:00	Patchwork Bracelet - \$45
<input type="checkbox"/>	F. 1:00-5:00	Spokes Galore - \$68
<input type="checkbox"/>	F. 1:00-5:00	Sensational - \$75
<input type="checkbox"/>	F. 1:00-5:00 & 7:00-9:00	Rise N Shine - \$45
<input type="checkbox"/>	F. 1:00-5:00 & 7:00-9:00	8" Egg Basket - \$55
<input type="checkbox"/>	F. 1:00-5:00 & 7:00-9:00	Baby's First Rocker - \$75
<input type="checkbox"/>	S. 8:00-5:00	Herb Basket - \$45
<input type="checkbox"/>	S. 8:00-5:00	Sampler Tote - \$52
<input type="checkbox"/>	S. 8:00-5:00	Shabby Chic - \$65
<input type="checkbox"/>	S. 8:00-5:00	Pottery Vase with Tapestry Weave - \$68
<input type="checkbox"/>	S. 8:00-5:00	Royal Hawaii - \$75
<input type="checkbox"/>	S. 8:00-5:00	Bias twill Cedar - \$85
<input type="checkbox"/>	S. 8:00-5:00	White Willow Twill - \$85
<input type="checkbox"/>	F. 7:00-9:00	Ash Basket Necklace - \$22
<input type="checkbox"/>	F. 7:00-9:00	Party Time - \$30
<input type="checkbox"/>	F. 7:00-9:00	Birch Bark Star Earrings - \$35
<input type="checkbox"/>	F. 7:00-9:00	Needles and Nickels - \$55

**Registration due  
4 May, 2008**



Brought to you by the  
*Heritage Basketry Guild of  
Dayton, Ohio.*

[www.heritagebasketryguild.com](http://www.heritagebasketryguild.com)

Mail to:  
Sally Meyer  
Heritage Mid Summer Weave  
2878 Miami Village Dr.  
Miamisburg, OH 45342

Include:  
1. Completed registration form  
2. Check for \$35 registration fee (\$30 for members of Heritage Basketry Guild)  
3. Self addressed stamped envelope

Questions?  
(937) 291-3899  
[sow3sam@aol.com](mailto:sow3sam@aol.com)

(Please Print)

Name \_\_\_\_\_

Address \_\_\_\_\_

City, State Zip \_\_\_\_\_

Phone \_\_\_\_\_

Email \_\_\_\_\_