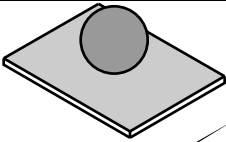
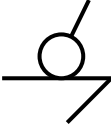
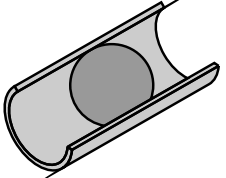

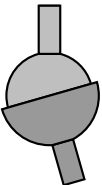

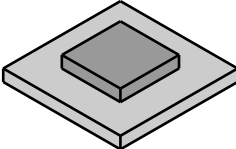

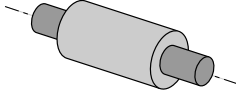

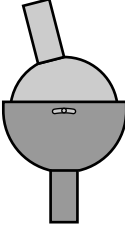

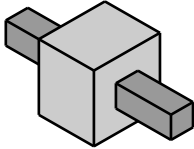
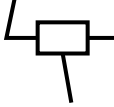
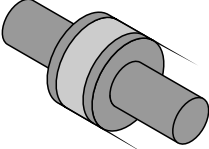
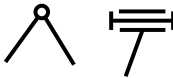


TABLA 1. Representación esquemática de los pares (ISO 3952-1 Kinematic diagrams -- Graphical symbols)

Clase del par	Condiciones de enlace	Grados de libertad	Nombre	Dibujo	Representación esquemática
I	1	5	Esfera - plano		
II	2	4	Esfera - cilindro		
III	3	3	Esférica o rótula		
III	3	3	Plana		
IV	4	2	Cilíndrica		
IV	4	2	Rótula con pasador		
V	5	1	Deslizador		
V	5	1	Giratoria		
V	5	1	Helicoidal	