

# 2008 Lake Wildwood Survey







**1. Please enter the Association Member Number for your Lake Wildwood Property. This information is needed to insure that only one survey is submitted for each property. It will not be used to identify individuals.**



	Response Count
	750
<i>answered question</i>	<b>750</b>
<i>skipped question</i>	<b>0</b>

**2. Approximately how long have you owned this property in Lake Wildwood? Please round up to a whole number, i.e. 4 for 3.5 years.**

	Response Average	Response Total	Response Count
<b>Number of years.</b>	11.43	8550	748
<i>answered question</i>			<b>748</b>
<i>skipped question</i>			<b>2</b>

**3. Which of the following best describes the current use of your Lake Wildwood property?**

	Response Percent	Response Count
<b>A primary residence</b> 	89.7%	671
A second home for recreation, no renters 	7.1%	53
A second home for recreation and an intermittent rental 	0.5%	4
A rental only 	1.5%	11
A home under construction 	0.3%	2
A vacant lot 	0.9%	7
<i>answered question</i>		<b>748</b>
<i>skipped question</i>		<b>2</b>

4. Your gender, please.			
		Response Percent	Response Count
Female		41.7%	312
Male		58.3%	436
		<b>answered question</b>	<b>748</b>
		<b>skipped question</b>	<b>2</b>




5. What is the total number of members of your household at your primary residence?		
Note: This is not necessarily your Lake Wildwood property.		
		Response Count
		748
		<b>answered question</b>
		<b>748</b>
		<b>skipped question</b>
		<b>2</b>

6. Please enter the total number of female members in this household in each of the age groups below.				
		Response Average	Response Total	Response Count
Less than 12 years		0.49	34	70
12 - 17 years		0.38	22	58
<b>18 - 59 years</b>		<b>0.96</b>	<b>230</b>	239
60 - 69 years		0.92	287	311
70 - 79 years		0.90	192	214
80 or more years		0.63	62	98
		<b>answered question</b>	<b>722</b>	
		<b>skipped question</b>	<b>28</b>	







**7. Please enter the total number of male members in this household in each of the age groups below.**

		Response Average	Response Total	Response Count
Less than 12 years		0.59	44	75
12 - 17 years		0.40	23	58
18 - 59 years		0.90	168	187
60 - 69 years		0.89	225	253
<b>70 - 79 years</b>		<b>0.90</b>	<b>237</b>	263
80 or more years		0.70	82	117
			<i>answered question</i>	<b>700</b>
			<i>skipped question</i>	<b>50</b>

**8. Overall, how would you characterize the employment status of your household?**

		Response Percent	Response Count
Employed full time		20.9%	156
Employed part time		9.0%	67
<b>Retired</b>		<b>70.2%</b>	525
		<i>answered question</i>	<b>748</b>
		<i>skipped question</i>	<b>2</b>



**9. What is the approximate total annual household income (includes earned income, Social Security, pensions, investments, etc.)?**

		Response Percent	Response Count
\$35,000 or less		4.1%	31
\$35,001 - \$50,000		12.0%	90
<b>\$50,001 - \$100,000</b>		<b>42.1%</b>	315
\$101,000 - \$200,000		20.7%	155
\$200,001 or more		5.5%	41
Decline to state		15.5%	116
		<b>answered question</b>	<b>748</b>
		<b>skipped question</b>	<b>2</b>

**10. In a typical year, approximately how many times do family and/or friends come for overnight visits and what is the typical duration of these visits? If none, please enter a zero (0) in both boxes.**

		Response Average	Response Total	Response Count
<b>Number of visits per year</b>		<b>7.92</b>	<b>5923</b>	748
Average number of nights per visit		3.72	2781	748
		<b>answered question</b>		<b>748</b>
		<b>skipped question</b>		<b>2</b>

**11. Do you and/or members of your household play golf? If not, check "No" and go directly to question #20.**

		Response Percent	Response Count
<b>Yes</b>		<b>59.5%</b>	445
No		40.5%	303
		<b>answered question</b>	<b>748</b>
		<b>skipped question</b>	<b>2</b>

12. How many golfers are in the household?				
		Response Average	Response Total	Response Count
<b>Number</b>		1.55	674	434
<i>answered question</i>				<b>434</b>
<i>skipped question</i>				<b>316</b>

13. Please indicate the total number of rounds of golf you and/or members of your household play in a typical year. Enter a zero (0), if none.				
		Response Average	Response Total	Response Count
<b>You and/or members of your household on the Lake Wildwood Golf Course?</b>		71.65	31098	434
You and/or members of your household at other courses?		13.13	5697	434
Played by all of your guests at Lake Wildwood?		6.04	2623	434
<i>answered question</i>				<b>434</b>
<i>skipped question</i>				<b>316</b>

14. Please indicate the general satisfaction with the Lake Wildwood Golf Course for the use of the golfers in the household.				
		Response Percent	Response Count	
Very satisfied		46.5%	202	
<b>Satisfied</b>		<b>47.5%</b>	206	
Unsatisfied		4.8%	21	
Very unsatisfied		1.2%	5	
<i>answered question</i>				<b>434</b>
<i>skipped question</i>				<b>316</b>

**15. Please enter any golf course related comments and/or suggestions here.**

		Response Count
		218
<i>answered question</i>		<b>218</b>
<i>skipped question</i>		<b>532</b>



**16. The Pro Shop is responsible for scheduling and regulating daily play as well as for providing various golfing related services. Please indicate the general level of satisfaction with the following services provided by the Pro Shop.**

	Very satisfied	Satisfied	Unsatisfied	Very unsatisfied	No opinion	Response Count
Starter Services	34.4% (144)	<b>45.0% (188)</b>	2.9% (12)	1.4% (6)	16.3% (68)	418
Marshal Services	9.1% (39)	<b>44.0% (188)</b>	16.6% (71)	8.0% (34)	22.2% (95)	427
Club fitting	12.0% (50)	19.4% (81)	1.7% (7)	0.2% (1)	<b>66.7% (279)</b>	418
Club Repair	19.3% (80)	23.9% (99)	0.7% (3)	0.7% (3)	<b>55.4% (230)</b>	415
Tournament Operations	20.7% (86)	<b>41.6% (173)</b>	1.9% (8)	1.2% (5)	34.6% (144)	416
Retail Sales	10.6% (44)	<b>49.8% (207)</b>	12.0% (50)	4.1% (17)	23.6% (98)	416
Golf Instruction	25.2% (106)	32.9% (138)	1.7% (7)	0.5% (2)	<b>39.8% (167)</b>	420
Driving Range	28.9% (123)	<b>56.3% (240)</b>	8.0% (34)	1.4% (6)	5.4% (23)	426
Cart Rentals	12.0% (51)	21.9% (93)	6.1% (26)	5.4% (23)	<b>54.6% (232)</b>	425
Member Cart Storage	2.2% (9)	6.7% (28)	1.4% (6)	0.7% (3)	<b>89.0% (372)</b>	418
Tee Time Reservation System	29.0% (124)	<b>51.4% (220)</b>	10.0% (43)	2.1% (9)	7.5% (32)	428
<i>answered question</i>						<b>434</b>
<i>skipped question</i>						<b>316</b>

17. Please enter any Pro Shop related comments and/or suggestions here.		Response Count
		165
	<i>answered question</i>	<b>165</b>
	<i>skipped question</i>	<b>585</b>

18. The Golf Course Maintenance department is responsible for maintaining the golf course and the clubhouse grounds. Please indicate the general level of satisfaction with the care and maintenance services provided by Golf Course Maintenance.						
	Very satisfied	Satisfied	Unsatisfied	Very unsatisfied	No opinion	Response Count
Daily Golf	33.8% (146)	<b>53.5% (231)</b>	6.7% (29)	0.7% (3)	5.3% (23)	432
Special Events	33.5% (140)	<b>37.1% (155)</b>	1.7% (7)	0.2% (1)	27.5% (115)	418
	<i>answered question</i>					<b>434</b>
	<i>skipped question</i>					<b>316</b>











19. Please enter any Golf Course Maintenance related comments and/or suggestions here.		Response Count
		130
	<i>answered question</i>	<b>130</b>
	<i>skipped question</i>	<b>620</b>





20. In a typical year, do you and/or members of your household use the parks and beaches? If not, check "No" and go directly to question #25.			Response Percent	Response Count
Yes			84.4%	621
No			15.6%	115
	<i>answered question</i>			<b>736</b>
	<i>skipped question</i>			<b>14</b>

21. Please indicate approximately how many times you and/or members of your household use the following parks in a typical year? Please, use a zero (0) to indicate no use.



	Response Average	Response Total	Response Count
<b>Commodore</b>	<b>8.85</b>	<b>5463</b>	617
Explorer	4.75	2932	617
Hideaway	5.15	3180	617
Meadow	3.59	2213	617
Vista	6.70	4132	617
	<b><i>answered question</i></b>		<b>617</b>
	<b><i>skipped question</i></b>		<b>133</b>

22. What are the household's main park and beach activities? Check all that apply.




	Response Percent	Response Count
Barbecuing 	31.3%	193
Boating 	41.2%	254
Club events 	59.0%	364
Fishing 	13.3%	82
<b>Picnicking</b> 	<b>64.3%</b>	397
Playground 	31.4%	194
R/C Model Boating 	1.9%	12
Sports and Game Playing 	18.2%	112
Sunbathing and Swimming 	61.1%	377
Other (please specify) 	17.8%	110
	<b><i>answered question</i></b>	
	<b><i>skipped question</i></b>	
		<b>617</b>
		<b>133</b>


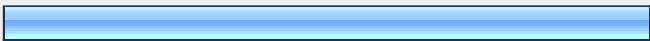
23. What is the overall level of satisfaction of your household with the Lake Wildwood Park and Beach facilities?.			Response Percent	Response Count
Very satisfied			44.9%	277
<b>Satisfied</b>			<b>51.2%</b>	316
Unsatisfied			2.8%	17
Very unsatisfied			1.1%	7
			<b>answered question</b>	<b>617</b>
			<b>skipped question</b>	<b>133</b>

24. Please enter any Parks and Beaches related comments and/or suggestions here.		Response Count
		254
		<b>answered question</b>
		<b>254</b>
		<b>skipped question</b>
		<b>496</b>

25. Do you and/or members of your household own any canoes or kayaks which are used on the Lake? If not, check "No" and go directly to question #30.			Response Percent	Response Count
Yes			33.2%	243
<b>No</b>			<b>66.8%</b>	488
			<b>answered question</b>	<b>731</b>
			<b>skipped question</b>	<b>19</b>

26. How many canoes and/or kayaks are owned by your household which are used on the lake?				
		Response Average	Response Total	Response Count
<b>Number</b>		1.70	414	243
			<i>answered question</i>	<b>243</b>
			<i>skipped question</i>	<b>507</b>

27. Where are these canoes(s) and/or kayak(s) stored?				
		Response Percent	Response Count	
On my Lake Wildwood <u>lakeside</u> property		35.4%	86	
On my Lake Wildwood <u>non-lakeside</u> property		59.7%	145	
Other (please specify)		5.8%	14	
			<i>answered question</i>	<b>243</b>
			<i>skipped question</i>	<b>507</b>

28. Are any of these canoes/kayaks used on bodies of water other than Lake Wildwood?				
		Response Percent	Response Count	
Yes		28.8%	70	
No		71.2%	173	
			<i>answered question</i>	<b>243</b>
			<i>skipped question</i>	<b>507</b>

29. Please enter any canoe/kayak related comments and/or suggestions here.		
		Response Count
		55
		<i>answered question</i>
		<b>55</b>
		<i>skipped question</i>
		<b>695</b>

30. Do you own any power boats which are registered with Lake Wildwood in your name? If not, check "No" and go directly to question #37.			
		Response Percent	Response Count
Yes		33.3%	243
No		66.7%	487
		<i>answered question</i>	<b>730</b>
		<i>skipped question</i>	<b>20</b>





31. How many power boats do you own which are registered with Lake Wildwood in your name ?				
		Response Average	Response Total	Response Count
Power Boats (Include outboards)		1.14	277	242
		<i>answered question</i>		<b>242</b>
		<i>skipped question</i>		<b>508</b>

**32. Where are these power boat(s) stored? You may select more than one location in case there is more than one power boat and they are stored in different locations.**

		Response Percent	Response Count
The Marina		22.3%	54
Meadow Park		12.8%	31
<b>At a lakeside dock or lift</b>		<b>45.0%</b>	109
On a Lake Wildwood non-lakeside property		18.6%	45
The Lake Wildwood Campground		8.7%	21
Stored outside of Lake Wildwood		11.2%	27
		<b>answered question</b>	<b>242</b>
		<b>skipped question</b>	<b>508</b>

**33. Are any of these power boat(s) operated on bodies of water other than Lake Wildwood?**



		Response Percent	Response Count
Yes		25.2%	61
<b>No</b>		<b>74.8%</b>	181
		<b>answered question</b>	<b>242</b>
		<b>skipped question</b>	<b>508</b>

34. What are the main boating activities that you and/or members of your household engage in? (Select all that apply)			Response Percent	Response Count
Fishing			27.7%	67
<b>Party boating/cruising</b>			<b>72.7%</b>	176
Sailing			3.3%	8
Water skiing, tubing, etc.			61.2%	148
			<b>answered question</b>	<b>242</b>
			<b>skipped question</b>	<b>508</b>

35. Overall, what is the general level of satisfaction with the lake and its boating facilities, e.g. the launch ramp, parking, docks, etc.?			Response Percent	Response Count
Very satisfied			32.2%	78
<b>Satisfied</b>			<b>59.1%</b>	143
Unsatisfied			7.9%	19
Very unsatisfied			0.8%	2
			<b>answered question</b>	<b>242</b>
			<b>skipped question</b>	<b>508</b>

36. Please enter any Lake and Power Boat related comments and/or suggestions here.		Response Count
		107
		<b>answered question</b>
		<b>107</b>
		<b>skipped question</b>
		<b>643</b>

37. In a typical year, do you and/or members of your household use the Tennis Facilities? If not, check "No" and go directly to question #47.





		Response Percent	Response Count
Yes		17.9%	130
No		82.1%	598
<i>answered question</i>			<b>728</b>
<i>skipped question</i>			<b>22</b>



38. Tennis activity

		Response Average	Response Total	Response Count
How many tennis players in your household?		1.72	225	131
<i>answered question</i>				<b>131</b>
<i>skipped question</i>				<b>619</b>

39. In a typical month, how many times do you and/or members of your household use the public tennis courts in Commodore Park? If never, please enter a '0'.

		Response Average	Response Total	Response Count
Number		4.08	534	131
<i>answered question</i>				<b>131</b>
<i>skipped question</i>				<b>619</b>

40. Overall, what is the level of satisfaction with the Commodore Park tennis facilities?			Response Percent	Response Count
Very satisfied			32.8%	43
<b>Satisfied</b>			<b>61.8%</b>	81
Unsatisfied			2.3%	3
Very unsatisfied			0.0%	0
No opinion			3.1%	4
			<i>answered question</i>	<b>131</b>
			<i>skipped question</i>	<b>619</b>

41. Do any of the tennis players in your household belong to the Tennis Club?			Response Percent	Response Count
Yes			48.1%	63
<b>No</b>			<b>51.9%</b>	68
			<i>answered question</i>	<b>131</b>
			<i>skipped question</i>	<b>619</b>

42. Please enter any Lake Wildwood Tennis Facility related comments and/or suggestions here.		Response Count
		35
		<i>answered question</i>
		<b>35</b>
		<i>skipped question</i>
		<b>715</b>



43. How many players belong to the Tennis Club?				
		Response Average	Response Total	Response Count
Number		4.27	269	63
		<i>answered question</i>		<b>63</b>
		<i>skipped question</i>		<b>687</b>

44. In a typical month, how many times do you and/or members of your household use the Tennis Club courts?				
		Response Average	Response Total	Response Count
Number		9.13	575	63
		<i>answered question</i>		<b>63</b>
		<i>skipped question</i>		<b>687</b>

45. Overall, what is the level of satisfaction with the Tennis Club facilities?				
		Response Percent	Response Count	
Very Satisfactory		47.6%	30	
<b>Satisfactory</b>		<b>52.4%</b>	<b>33</b>	
Unsatisfactory		0.0%	0	
Very unsatisfactory		0.0%	0	
		<i>answered question</i>		<b>63</b>
		<i>skipped question</i>		<b>687</b>

46. Please enter any Tennis Club related comments and/or suggestions here.			
		Response Count	
		18	
		<i>answered question</i>	<b>18</b>
		<i>skipped question</i>	<b>732</b>










47. In a typical year, do you and/or members of your household use the Swimming Pool? If not, check "No" and go directly to question #54.

		Response Percent	Response Count
Yes		41.9%	305
No		58.1%	423
<i>answered question</i>			<b>728</b>
<i>skipped question</i>			<b>22</b>

48. In a typical year, how many times do you and/or members of your household use the Swimming Pool?

No. of times	Response Average	Response Total	Response Count
	22.94	6975	304
<i>answered question</i>			<b>304</b>
<i>skipped question</i>			<b>446</b>







49. Please check the purposes or events that have brought members of your household to the Swimming Pool in the past two years.





		Response Percent	Response Count
Aquatic Club Meetings		10.5%	32
Lap Swimming		24.3%	74
<b>Open Swimming</b>		<b>74.3%</b>	226
Private Parties		6.3%	19
Swim Lessons		13.2%	40
Swim Meets		6.3%	19
Swim Team Practice		4.6%	14
Water Aerobics Classes		46.1%	140
Other (please specify)		11.8%	36
<i>answered question</i>			<b>304</b>
<i>skipped question</i>			<b>446</b>

**50. Please rate the facility on each of the following aspects.**

	Very satisfied	Satisfied	Unsatisfied	Very unsatisfied	No opinion	Response Count
Activities and classes	25.1% (75)	<b>38.5% (115)</b>	2.7% (8)	1.0% (3)	32.8% (98)	299
Convenience	23.5% (70)	<b>61.4% (183)</b>	8.4% (25)	3.4% (10)	3.4% (10)	298
Lifeguards	23.3% (70)	<b>56.1% (169)</b>	4.3% (13)	0.7% (2)	15.6% (47)	301
Prices	32.5% (98)	<b>53.0% (160)</b>	5.6% (17)	1.7% (5)	7.3% (22)	302
Attractiveness	16.8% (50)	<b>61.3% (182)</b>	13.5% (40)	3.0% (9)	5.4% (16)	297
Health and Fitness	20.4% (61)	<b>46.8% (140)</b>	6.7% (20)	2.0% (6)	24.1% (72)	299
	<b>answered question</b>					<b>304</b>
	<b>skipped question</b>					<b>446</b>



**51. Are there any additional activities and/or classes that you would like to see offered?**







		Response Percent	Response Count
Adult swim lessons		18.5%	30
Scuba instructions		24.1%	39
Water ballet		8.0%	13
Water massage (Watsu)		30.2%	49
<b>Water therapy</b>		<b>58.0%</b>	94
Other (please specify)		19.1%	31
	<b>answered question</b>		<b>162</b>
	<b>skipped question</b>		<b>588</b>

52. Overall, what is the level of satisfaction with the Swimming Pool?			
		Response Percent	Response Count
Very satisfied		21.4%	65
<b>Satisfied</b>		<b>64.8%</b>	197
Unsatisfied		11.5%	35
Very unsatisfied		2.3%	7
		<i>answered question</i>	<b>304</b>
		<i>skipped question</i>	<b>446</b>

53. Please enter any Swimming Pool related comments and/or suggestions here.		
		Response Count
		170
		<i>answered question</i>
		<b>170</b>
		<i>skipped question</i>
		<b>580</b>

54. In a typical month, how many times do you and/or members of your household dine out in a restaurant, either at the Clubhouse or elsewhere?				
		Response Average	Response Total	Response Count
No. of times		8.38	6089	727
		<i>answered question</i>		<b>727</b>
		<i>skipped question</i>		<b>23</b>

55. In a typical year, do you and/or members of your household dine at the Clubhouse, either in the Pine Room and/or the Cedar Room?			
		Response Percent	Response Count
Yes (Please skip to question #57)		86.1%	626
No (Continue to question #56)		13.9%	101
		<i>answered question</i>	<b>727</b>
		<i>skipped question</i>	<b>23</b>

56. Please indicate the reason(s) for not dining at the Clubhouse. You may select more than one choice. Please feel free to add an explanatory comment.			
		Response Percent	Response Count
Ambiance		26.9%	28
Hours of Service		19.2%	20
Location/Access		16.3%	17
Quality of Food		35.6%	37
Quality of Service		32.7%	34
Value		45.2%	47
		Comments and/or suggestions?	63
		<i>answered question</i>	<b>104</b>
		<i>skipped question</i>	<b>646</b>

57. In a typical month, how many times do you and/or members of your household use the Lake Wildwood Clubhouse dining facilities (not the lounge)?				
		Response Average	Response Total	Response Count
No. of times		2.85	1784	625
		<i>answered question</i>		<b>625</b>
		<i>skipped question</i>		<b>125</b>





**58. In a typical month, how many times do you and/or members of your household use the Lake Wildwood Clubhouse dining facilities in connection with golfing related activities?**

		Response Average	Response Total	Response Count
<b>No. of times</b>		<b>1.19</b>	<b>741</b>	625
	<i>answered question</i>			<b>625</b>
	<i>skipped question</i>			<b>125</b>



**59. Please indicate the level of satisfaction with the Clubhouse dining facilities in the following areas.**

	Very satisfied	Satisfied	Unsatisfied	Very unsatisfied	Response Count
Access	26.1% (162)	<b>55.2% (343)</b>	15.9% (99)	2.7% (17)	621
Ambiance	17.1% (106)	<b>63.5% (394)</b>	15.3% (95)	4.0% (25)	620
Hours of Service	12.0% (74)	<b>70.0% (433)</b>	15.3% (95)	2.7% (17)	619
Location	27.4% (170)	<b>64.7% (402)</b>	6.1% (38)	1.8% (11)	621
Quality of Food	11.9% (74)	<b>60.9% (379)</b>	21.9% (136)	5.3% (33)	622
Quality of Service	12.5% (78)	<b>52.6% (328)</b>	25.7% (160)	9.1% (57)	623
Value	12.6% (78)	<b>61.7% (383)</b>	21.1% (131)	4.7% (29)	621
	<i>answered question</i>				<b>625</b>
	<i>skipped question</i>				<b>125</b>

**60. Overall, what is the level of satisfaction with the Clubhouse dining facilities?**

		Response Percent	Response Count
Very satisfied		10.6%	66
<b>Satisfied</b>		<b>62.2%</b>	<b>389</b>
Unsatisfied		23.0%	144
Very unsatisfied		4.2%	26
	<i>answered question</i>		<b>625</b>
	<i>skipped question</i>		<b>125</b>

61. Please enter any Clubhouse Dining Facility related comments and/or suggestions here.		Response Count
		327
<i>answered question</i>		327
<i>skipped question</i>		423

62. In a typical year, do you and/or members of your household use the Clubhouse Lounge? If not, check "No" and go directly to question #68.			Response Percent	Response Count
Yes			57.9%	420
No			42.1%	306
<i>answered question</i>				726
<i>skipped question</i>				24





63. In a typical month, how many times do you and/or members of your household use the Lake Wildwood Clubhouse Lounge?				
		Response Average	Response Total	Response Count
Number		5.15	2168	421
<i>answered question</i>				421
<i>skipped question</i>				329

64. In a typical month, how many times do you and/or members of your household use the Lake Wildwood Clubhouse Lounge in connection with <u>golfing related activities</u> ?				
		Response Average	Response Total	Response Count
Number		3.99	1679	421
<i>answered question</i>				421
<i>skipped question</i>				329

**65. Please indicate the level of satisfaction with the Clubhouse Lounge in the following areas.**

	Very satisfied	Satisfied	Unsatisfied	Very unsatisfied	Response Count
Access	31.3% (131)	<b>60.4% (253)</b>	7.2% (30)	1.2% (5)	419
Ambiance	16.2% (68)	<b>69.5% (291)</b>	12.2% (51)	2.1% (9)	419
Hours of Service	16.6% (69)	<b>76.6% (318)</b>	6.0% (25)	0.7% (3)	415
Location	26.6% (111)	<b>68.6% (286)</b>	4.1% (17)	0.7% (3)	417
Quality of Service	18.0% (75)	<b>66.1% (275)</b>	13.2% (55)	2.6% (11)	416
Value	20.0% (83)	<b>66.5% (276)</b>	10.6% (44)	2.9% (12)	415
	<i>answered question</i>				<b>421</b>
	<i>skipped question</i>				<b>329</b>






**66. Overall, what is the level of satisfaction with the Clubhouse Lounge?**

		Response Percent	Response Count
Very satisfied		16.4%	69
<b>Satisfied</b>		<b>72.2%</b>	304
Unsatisfied		10.2%	43
Very unsatisfied		1.2%	5
	<i>answered question</i>		<b>421</b>
	<i>skipped question</i>		<b>329</b>

**67. Please enter any Clubhouse Lounge related comments and/or suggestions here.**

	Response Count
	154
	<i>answered question</i>
	<b>154</b>
	<i>skipped question</i>
	<b>596</b>






68. Please indicate the household's general level of satisfaction with the performance of the Board of Directors. If you have no experience with or knowledge of the Board, simply check "No opinion".

		Response Percent	Response Count
Very satisfied		18.9%	136
<b>Satisfied</b>		<b>44.2%</b>	<b>318</b>
Unsatisfied		9.0%	65
Very unsatisfied		1.3%	9
No opinion		26.7%	192
		<b>answered question</b>	<b>720</b>
		<b>skipped question</b>	<b>30</b>

69. Please enter any comments and/or suggestions related to the Board of Directors.


		Response Count
		218
		<b>answered question</b>
		<b>218</b>
		<b>skipped question</b>
		<b>532</b>

70. Please indicate the level of satisfaction with the overall performance of the General Manager in the recent past. If you have no experience with or knowledge of the General Manager activities, simply check "No opinion".

		Response Percent	Response Count
Very satisfied		8.6%	62
Satisfied		30.8%	222
Unsatisfied		14.2%	102
Very unsatisfied		8.6%	62
<b>No opinion</b>		<b>37.8%</b>	<b>272</b>
		<b>answered question</b>	<b>720</b>
		<b>skipped question</b>	<b>30</b>




71. Please enter any comments and/or suggestions related to the position of General Manager.		Response Count
		218
	<i>answered question</i>	<b>218</b>
	<i>skipped question</i>	<b>532</b>

72. The major activities and duties of Lake Wildwood Administration and the General Manager are the development and management of budgets and the management of day-to-day operations. In addition, the Administrative Office provides certain personal services to Association Members, e.g. event ticket sales, notary service, accepting bill payments, space reservation for meetings and functions and just general information. Please indicate the level of satisfaction with these functions.						
	Very satisfied	Satisfied	Unsatisfied	Very unsatisfied	No opinion	Response Count
Development and management of budgets	14.0% (100)	<b>52.8% (378)</b>	8.8% (63)	1.8% (13)	22.6% (162)	716
Management of day-to-day operations	17.6% (126)	<b>61.0% (437)</b>	3.6% (26)	0.4% (3)	17.3% (124)	716
Personal Services	25.9% (185)	<b>52.1% (372)</b>	2.4% (17)	0.1% (1)	19.5% (139)	714
	<i>answered question</i>					<b>718</b>
	<i>skipped question</i>					<b>32</b>

73. Please indicate the overall level of satisfaction with Administration?			
		Response Percent	Response Count
Very satisfied		20.1%	144
<b>Satisfied</b>		<b>73.3%</b>	<b>526</b>
Unsatisfied		5.8%	42
Very unsatisfied		0.8%	6
	<i>answered question</i>		<b>718</b>
	<i>skipped question</i>		<b>32</b>

74. Please enter any comments and/or suggestions related to Administration.		Response Count
		122
	<i>answered question</i>	<b>122</b>
	<i>skipped question</i>	<b>628</b>

75. Please indicate the level of satisfaction with the following cleaning and maintenance services provided by the Public Works Department.						
	Very satisfied	Satisfied	Unsatisfied	Very unsatisfied	No opinion	Response Count
Association Buildings	26.2% (187)	<b>66.9% (478)</b>	2.7% (19)	0.1% (1)	4.2% (30)	715
Lake	20.1% (144)	<b>62.4% (446)</b>	9.5% (68)	1.4% (10)	6.6% (47)	715
Parks & Common Areas	31.7% (226)	<b>59.9% (428)</b>	4.5% (32)	0.7% (5)	3.2% (23)	714
Pool	14.9% (106)	<b>42.5% (302)</b>	3.4% (24)	1.3% (9)	38.0% (270)	711
Roads	39.2% (280)	<b>57.1% (408)</b>	1.7% (12)	0.3% (2)	1.7% (12)	714
Support for Special Events	30.2% (213)	<b>51.4% (363)</b>	0.7% (5)	0.1% (1)	17.6% (124)	706
	<i>answered question</i>					<b>717</b>
	<i>skipped question</i>					<b>33</b>

76. Please indicate the level of satisfaction with the performance of the Public Works Department overall?			
		Response Percent	Response Count
Very satisfied		33.3%	239
<b>Satisfied</b>		<b>64.0%</b>	459
Unsatisfied		2.6%	19
Very unsatisfied		0.0%	0
	<i>answered question</i>		<b>717</b>
	<i>skipped question</i>		<b>33</b>

77. Please enter any comments and/or suggestions related to the Public Works Department.		Response Count
		136
<i>answered question</i>		<b>136</b>
<i>skipped question</i>		<b>614</b>

78. Please indicate the level of satisfaction with the following activities and services offered by the Parks and Recreation Department.						
	Very satisfied	Satisfied	Unsatisfied	Very unsatisfied	No opinion	Response Count
Exercise and Fitness Classes	7.7% (55)	18.3% (130)	3.9% (28)	1.1% (8)	<b>69.0% (491)</b>	712
Bridge Classes	3.5% (25)	6.8% (48)	0.7% (5)	0.3% (2)	<b>88.7% (629)</b>	709
Dance Classes	2.3% (16)	6.5% (46)	1.1% (8)	0.7% (5)	<b>89.4% (630)</b>	705
Cooking Classes	1.7% (12)	3.1% (22)	0.3% (2)	0.3% (2)	<b>94.6% (669)</b>	707
Youth Camps and Programs	2.7% (19)	5.7% (40)	1.1% (8)	0.6% (4)	<b>89.9% (632)</b>	703
Trips and Special Events	4.9% (35)	14.3% (101)	2.0% (14)	0.3% (2)	<b>78.5% (556)</b>	708
<i>answered question</i>						<b>716</b>
<i>skipped question</i>						<b>34</b>

79. Overall, what is the level of satisfaction with the activities and services offered by the Parks and Recreation Department?			
		Response Percent	Response Count
Very satisfied		13.0%	93
<b>Satisfied</b>		<b>80.6%</b>	<b>577</b>
Unsatisfied		5.6%	40
Very unsatisfied		0.8%	6
<i>answered question</i>			<b>716</b>
<i>skipped question</i>			<b>34</b>

**80. Please enter any comments and/or suggestions related to the Parks and Recreation Department.**

		Response Count
		145
<i>answered question</i>		<b>145</b>
<i>skipped question</i>		<b>605</b>

**81. Below are listed the major services which are provided by Lake Wildwood Security. Please rate these by their importance to your household.**





	1ST	2ND	3RD	4TH	5TH	6TH	7TH	Rating Average	Response Count
Access Control, Vehicles	<b>51.5%</b> <b>(352)</b>	18.7% (128)	8.2% (56)	7.5% (51)	6.1% (42)	5.1% (35)	2.8% (19)	2.24	683
Parking Enforcement	0.3% (2)	0.7% (5)	4.1% (28)	11.0% (75)	20.0% (137)	<b>32.6%</b> <b>(223)</b>	31.3% (214)	5.73	684
Traffic Rules Enforcement	6.1% (42)	14.3% (98)	18.9% (129)	<b>22.4%</b> <b>(153)</b>	17.4% (119)	10.4% (71)	10.5% (72)	4.04	684
Boat Rules Enforcement	0.7% (5)	6.3% (43)	10.8% (74)	13.8% (94)	14.6% (100)	20.8% (142)	<b>32.9%</b> <b>(225)</b>	5.29	683
Random Patrol Service	4.8% (33)	15.8% (108)	<b>26.2%</b> <b>(179)</b>	22.1% (151)	17.4% (119)	9.7% (66)	4.0% (27)	3.76	683
Assisting the Nevada County Sheriff and other public agencies.	5.1% (35)	16.0% (109)	14.9% (102)	13.9% (95)	<b>18.4%</b> <b>(126)</b>	15.1% (103)	16.5% (113)	4.36	683
Responding to calls for service	<b>31.4%</b> <b>(215)</b>	28.2% (193)	17.0% (116)	9.4% (64)	5.8% (40)	6.3% (43)	1.9% (13)	2.56	684
<i>answered question</i>									<b>684</b>
<i>skipped question</i>									<b>66</b>

**82. Please indicate the level of satisfaction with how these services are currently performed.**

	<b>Very satisfied</b>	<b>Satisfied</b>	<b>Unsatisfied</b>	<b>Very unsatisfied</b>	<b>No opinion</b>	<b>Response Count</b>
Access Control, Vehicles	36.2% (255)	<b>54.3% (382)</b>	3.3% (23)	0.9% (6)	5.4% (38)	704
Parking Enforcement	11.2% (79)	<b>58.8% (414)</b>	5.3% (37)	1.6% (11)	23.2% (163)	704
Traffic Rules Enforcement	13.8% (97)	<b>61.8% (435)</b>	10.9% (77)	4.8% (34)	8.7% (61)	704
Boat Rules Enforcement	7.2% (51)	37.4% (263)	11.2% (79)	4.0% (28)	<b>40.2% (283)</b>	704
Random Patrol Service	15.3% (108)	<b>62.8% (442)</b>	6.5% (46)	1.7% (12)	13.6% (96)	704
Assisting the Nevada County Sheriff and other public agencies.	15.1% (106)	<b>44.0% (310)</b>	1.1% (8)	0.9% (6)	38.9% (274)	704
Responding to calls for service	25.7% (181)	<b>51.4% (362)</b>	3.1% (22)	1.1% (8)	18.6% (131)	704
	<b><i>answered question</i></b>					<b>704</b>
	<b><i>skipped question</i></b>					<b>46</b>





**83. Security currently attempts to control pedestrian access at the two main entrances to Lake Wildwood. In addition, a large portion of the perimeter along Pleasant Valley Road has been fenced. The use of fencing and gates to control pedestrian access to Lake Wildwood is currently being debated as to image and value. To help guide future investments, please indicate the level of importance to your household of each of the following:**

	<b>Very important</b>	<b>Important</b>	<b>Unimportant</b>	<b>Very unimportant</b>	<b>No opinion</b>	<b>Response Count</b>
Controlling pedestrian access at existing gates	<b>63.6% (448)</b>	29.4% (207)	4.5% (32)	1.1% (8)	1.3% (9)	704
Extending the present fencing to the end of the boundary with Pleasant Valley Road	<b>40.9% (286)</b>	36.9% (258)	10.9% (76)	5.2% (36)	6.2% (43)	699
Extending the present perimeter fencing to all areas around Lake Wildwood where pedestrian access might be an issue	<b>43.4% (305)</b>	34.0% (239)	10.7% (75)	6.7% (47)	5.1% (36)	702
	<b><i>answered question</i></b>					<b>704</b>
	<b><i>skipped question</i></b>					<b>46</b>



84. Please indicate the level of satisfaction with the performance of the Security Department overall?				
			Response Percent	Response Count
Very satisfied			28.0%	197
<b>Satisfied</b>			<b>65.6%</b>	462
Unsatisfied			6.1%	43
Very unsatisfied			0.3%	2
			<b>answered question</b>	<b>704</b>
			<b>skipped question</b>	<b>46</b>

85. Please enter any comments and/or suggestions related to the Security Department.		
		Response Count
		216
		<b>answered question</b>
		<b>216</b>
		<b>skipped question</b>
		<b>534</b>

86. Below are listed the major services which are provided by the Environmental Management Office. Please rate these by their importance to your household.					
	1ST	2ND	3RD	Rating Average	Response Count
Assist with standards and restrictions	22.0% (151)	<b>60.5% (415)</b>	17.5% (120)	1.95	686
Assist in the variance process	23.5% (161)	22.9% (157)	<b>53.6% (368)</b>	2.30	686
General enforcement of standards and restrictions	<b>54.5% (375)</b>	16.6% (114)	28.9% (199)	1.74	688
					<b>answered question</b>
					<b>687</b>
					<b>skipped question</b>
					<b>63</b>

87. What is the level of satisfaction with the performance of the Environmental Management Office overall?			
		Response Percent	Response Count
Very satisfied		17.1%	120
<b>Satisfied</b>		<b>74.4%</b>	523
Unsatisfied		7.4%	52
Very unsatisfied		1.3%	9
		<b>answered question</b>	<b>703</b>
		<b>skipped question</b>	<b>47</b>

88. Please enter any comments and/or suggestions related to the Environmental Management Office.		
		Response Count
		115
		<b>answered question</b>
		<b>115</b>
		<b>skipped question</b>
		<b>635</b>

89. Is there a personal computer in your household?			
		Response Percent	Response Count
Yes		95.4%	671
No		4.6%	32
		<b>answered question</b>	<b>703</b>
		<b>skipped question</b>	<b>47</b>

90. How many personal computers in your home?					
			Response Average	Response Total	Response Count
PC's			1.67	1014	609
Mac's			0.80	185	232
				<i>answered question</i>	<b>671</b>
				<i>skipped question</i>	<b>79</b>





91. What is your household access to the Internet?					
			Response Percent	Response Count	
No access			0.6%	4	
Dial up phone			8.6%	58	
DSL			35.5%	238	
<b>Comcast cable</b>			<b>48.1%</b>	323	
Satellite			1.5%	10	
Wireless			5.7%	38	
Other (please specify)				16	
				<i>answered question</i>	<b>671</b>
				<i>skipped question</i>	<b>79</b>

92. Are you in favor of utilizing, where feasible, the Internet (e-mail, web site, etc.) for communication with the Association?					
			Response Percent	Response Count	
Yes			92.7%	622	
No			7.3%	49	
				<i>answered question</i>	<b>671</b>
				<i>skipped question</i>	<b>79</b>

**93. Please indicate which of the following are important to your household in keeping informed of Lake Wildwood news and activities.**

	Very Important	Important	Unimportant	Very unimportant	No opinion	Response Count
Bit & Pieces	<b>69.5% (487)</b>	28.2% (198)	1.6% (11)	0.3% (2)	0.4% (3)	701
U.S. Mail	27.1% (190)	<b>44.1% (309)</b>	14.4% (101)	5.6% (39)	8.8% (62)	701
The Wildwood Independent	<b>45.8% (321)</b>	44.5% (312)	4.7% (33)	2.9% (20)	2.1% (15)	701
Gate Bulletin Boards	30.1% (211)	<b>55.2% (387)</b>	8.7% (61)	1.7% (12)	4.3% (30)	701
Channel 95	4.1% (29)	21.7% (152)	27.2% (191)	14.7% (103)	<b>32.2% (226)</b>	701
The Lake Wildwood Web Site	15.3% (107)	<b>48.4% (339)</b>	11.6% (81)	3.0% (21)	21.8% (153)	701
E-mail	26.7% (187)	<b>47.2% (331)</b>	10.1% (71)	3.0% (21)	13.0% (91)	701
Board Meetings	16.3% (114)	<b>56.2% (394)</b>	10.8% (76)	2.9% (20)	13.8% (97)	701
Town Hall Meetings	15.7% (110)	<b>52.5% (368)</b>	12.8% (90)	3.0% (21)	16.0% (112)	701
The Lake Wildwood Blog Site	2.7% (19)	14.3% (100)	30.7% (215)	10.7% (75)	<b>41.7% (292)</b>	701
	<b>answered question</b>					<b>701</b>
	<b>skipped question</b>					<b>49</b>

**94. Overall, what is the level of satisfaction with the Association on its communication with members?**

		Response Percent	Response Count
Very satisfied		22.5%	157
<b>Satisfied</b>		<b>72.9%</b>	508
Unsatisfied		4.2%	29
Very unsatisfied		0.4%	3
	<b>answered question</b>		<b>697</b>
	<b>skipped question</b>		<b>53</b>

95. Please enter any comments and/or suggestions related to communication within Lake Wildwood.		Response Count
		108
	<i>answered question</i>	<b>108</b>
	<i>skipped question</i>	<b>642</b>

96. Please indicate the relative importance to your household of making the following clubhouse facility improvements.								
	1ST	2ND	3RD	4TH	5TH	6TH	Rating Average	Response Count
Updated appearance and structural improvements	<b>47.9%</b> <b>(319)</b>	20.6% (137)	15.3% (102)	7.5% (50)	4.1% (27)	4.7% (31)	2.13	666
More convenient access to the main entrance level	<b>23.9%</b> <b>(159)</b>	<b>23.9%</b> <b>(159)</b>	15.5% (103)	16.1% (107)	9.9% (66)	10.5% (70)	2.96	664
Improved/expanded facility capable of accommodating larger events, e.g. banquets, dances, balls, etc.	14.6% (97)	22.6% (150)	<b>25.8%</b> <b>(171)</b>	18.2% (121)	11.9% (79)	6.9% (46)	3.11	664
A facility better designed for plays, musical events, etc.	4.7% (31)	15.7% (104)	24.2% (161)	<b>31.6%</b> <b>(210)</b>	14.9% (99)	8.9% (59)	3.63	664
Improved/expanded foyer, conversation and/or display area (art, crafts, photos, trophies, etc.)	1.2% (8)	9.3% (62)	10.5% (70)	16.1% (107)	<b>42.3%</b> <b>(281)</b>	20.5% (136)	4.50	664
Wireless Internet access and business center (fax, copying, computer access, etc.)	7.7% (51)	7.8% (52)	8.6% (57)	10.4% (69)	16.9% (112)	<b>48.6%</b> <b>(323)</b>	4.67	664
	<i>answered question</i>							<b>666</b>
	<i>skipped question</i>							<b>84</b>

**97. Please indicate the relative importance to your household of the following dining venues.**

	1ST	2ND	3RD	4TH	5TH	Rating Average	Response Count
Family Style Dining (today's Pine Room venue)	<b>52.5% (351)</b>	17.5% (117)	12.3% (82)	10.5% (70)	7.3% (49)	2.03	669
Bar/Grill Dining (similar to Kane's and 5 Mile House)	29.6% (198)	<b>38.3% (256)</b>	18.8% (126)	9.4% (63)	3.9% (26)	2.20	669
Formal dining (similar to Holbrook and Citronée)	6.7% (45)	10.8% (72)	22.2% (148)	22.9% (153)	<b>37.3% (249)</b>	3.73	667
Coffee/Bistro setting (Starbucks, Caroline's)	5.4% (36)	14.5% (97)	20.1% (134)	27.0% (180)	<b>33.0% (220)</b>	3.68	667
More outside patio(al fresco) dining	5.8% (39)	18.7% (125)	26.5% (177)	<b>30.3% (202)</b>	18.6% (124)	3.37	667
	<b>answered question</b>						<b>670</b>
	<b>skipped question</b>						<b>80</b>

**98. Please indicate the relative importance to your household of the following bar/lounge attributes.**

	1ST	2ND	3RD	4TH	Rating Average	Response Count	
Keep it linked to the dining area	<b>46.5% (311)</b>	20.3% (136)	17.5% (117)	15.7% (105)	2.02	669	
Link it more to the Golf and Pro Shop facility	11.7% (78)	16.3% (108)	34.2% (227)	<b>37.8% (251)</b>	2.98	664	
Serve food – light meals, snacks, etc.	31.0% (207)	<b>49.6% (331)</b>	17.4% (116)	2.1% (14)	1.91	668	
Make more of a sports bar with karaoke, TV & games	10.8% (72)	13.8% (92)	30.8% (205)	<b>44.6% (297)</b>	3.09	666	
	<b>answered question</b>						<b>671</b>
	<b>skipped question</b>						<b>79</b>






<b>99. Please indicate the relative importance to your household of the following swimming facility attributes.</b>						
	<b>1ST</b>	<b>2ND</b>	<b>3RD</b>	<b>4TH</b>	<b>Rating Average</b>	<b>Response Count</b>
Updated appearance & condition (decks, gates, shade, etc.)	<b>28.9% (191)</b>	23.2% (153)	24.2% (160)	23.6% (156)	2.43	660
Updated shower, locker & restroom facility (including access)	9.7% (64)	35.6% (235)	<b>38.9% (257)</b>	15.8% (104)	2.61	660
Year around swimming and aquatic exercise capability (covered, heated pool for winter use)	<b>51.2% (338)</b>	14.7% (97)	17.9% (118)	16.2% (107)	1.99	660
Therapy pool	10.2% (67)	26.5% (175)	18.9% (125)	<b>44.4% (293)</b>	2.98	660
	<i>answered question</i>					<b>660</b>
	<i>skipped question</i>					<b>90</b>

<b>100. Please indicate the relative importance to your household of the following fitness facility attributes, <u>within Lake Wildwood</u>.</b>						
	<b>1ST</b>	<b>2ND</b>	<b>3RD</b>	<b>Rating Average</b>	<b>Response Count</b>	
Aerobic exercise equipment (treadmills, step masters, etc.)	<b>67.9% (451)</b>	25.3% (168)	6.8% (45)	1.39	664	
Weight training & related equipment	14.6% (97)	<b>54.8% (364)</b>	30.6% (203)	2.16	664	
Health monitoring equipment (pulse, blood pressure, etc.)	17.5% (116)	19.9% (132)	<b>62.7% (416)</b>	2.45	664	
	<i>answered question</i>					<b>664</b>
	<i>skipped question</i>					<b>86</b>

101. Please indicate the relative importance to your household of the following projects.								
	1ST	2ND	3RD	4TH	5TH	6TH	Rating Average	Response Count
Improving Lake Wildwood parks, e.g. Hideaway, Meadow, Commodore, etc.	<b>30.3%</b> <b>(201)</b>	29.7% (197)	23.1% (153)	8.6% (57)	6.3% (42)	2.0% (13)	2.37	663
Adding or updating recreation amenities, e.g. Bocce Ball, playground equipment, sport field, outdoor amphitheater, etc.	13.8% (91)	23.9% (158)	<b>25.0%</b> <b>(165)</b>	20.4% (135)	9.5% (63)	7.4% (49)	3.10	661
Lake Wildwood Golf Course improvements, e.g. forward tees, cart paths, landscaping, etc.	<b>29.5%</b> <b>(195)</b>	11.0% (73)	10.4% (69)	13.0% (86)	9.5% (63)	26.5% (175)	3.41	661
Adding more motorized boat storage, i.e. docks or dry storage	5.9% (39)	9.4% (62)	8.2% (54)	20.9% (138)	<b>30.2%</b> <b>(199)</b>	25.3% (167)	4.36	659
Adding in non-motorized boat storage and convenient launching areas, e.g. kayak & canoe storage	5.0% (33)	6.5% (43)	11.4% (75)	19.0% (125)	<b>33.4%</b> <b>(220)</b>	24.7% (163)	4.43	659
Improving or updating Lake Wildwood infrastructure, e.g. signs, gates, fencing, common areas, greenbelts)	15.7% (104)	19.6% (130)	<b>21.8%</b> <b>(144)</b>	17.8% (118)	11.0% (73)	14.0% (93)	3.31	662
	<i>answered question</i>							<b>664</b>
	<i>skipped question</i>							<b>86</b>

102. Considering the current approach of the Master Plan, do you have any comments, questions and/or suggestions?	
	Response Count
	154
	<i>answered question</i> <b>154</b>
	<i>skipped question</i> <b>596</b>

103. Overall, if you reside in Lake Wildwood, what is the household's general level of satisfaction with your lifestyle and quality of life here? (If your household does not reside in Lake Wildwood, please check "N/A".)

		Response Percent	Response Count
Very satisfied		49.2%	333
Satisfied		44.0%	298
Unsatisfied		1.8%	12
Very unsatisfied		0.4%	3
N/A		4.6%	31
		<b><i>answered question</i></b>	<b>677</b>
		<b><i>skipped question</i></b>	<b>73</b>

104. Thank you very much for completing the Lake Wildwood 2008 Opinion Survey. Feel free to enter final comments and/or suggestions here.

		Response Count
		285
		<b><i>answered question</i></b>
		<b>285</b>
		<b><i>skipped question</i></b>
		<b>465</b>