

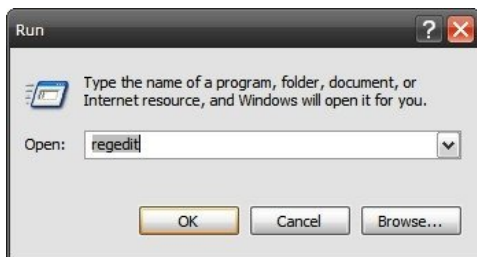


## Disable Notification Balloons in XP

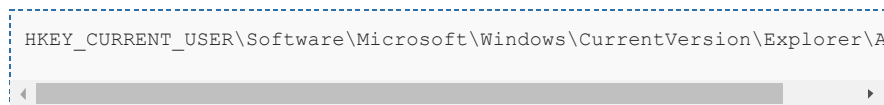
If you are annoyed with Windows popping up a balloon notification telling you things you already know every time you turn on your machine, here is a quick tip on completely disabling them. (Note this requires a registry modification so be sure to back up your registry before making any changes.)

You should note that this will disable all balloon notifications, so proceed with caution.

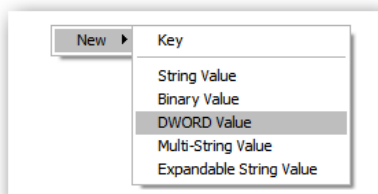
Click on Start \ Run and type in regedit



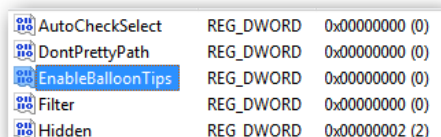
Now we will navigate to this path in your registry.



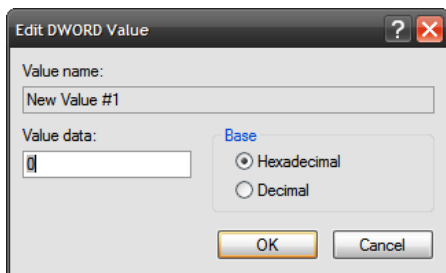
On the right pane right click on an open area and choose New \ DWORD Value



You will see New Value #1. Change this to EnableBalloonTips.



Next double click the new registry entry you created. In the Value Data field set it to 0 (zero). Make sure Hexadecimal is selected under Base. Click OK.



Finally restart your system and enjoy the clean boot up with no balloons popping up at you.

To remove this registry hack, just delete the registry key that you created.

JOIN THE DISCUSSION

Brian Burgess worked in IT for 10 years before pursuing his passion for writing. He's been a tech blogger and journalist for the past seven years, and can be found on his about me page or Google+

- Published 05/18/07

SHOW ARCHIVED READER COMMENTS (33)

MORE ARTICLES YOU MIGHT LIKE