


Table of Contents—Psychology

- [Title Page](#)
 - [Vision](#)
 - [Career Goals](#)
 - [Career Goals Continued](#)
 - [My School Courses](#) *
 - [Resume Introduction](#)
 - [Letter of Application](#)
 - [Resume](#)
 - [College Course Examples](#)
 - [College Requirements](#)
 - [Employment Examples](#)
 - [Places Aerospace Engineers Might Work](#)
 - [Common Requirements for Aerospace Engineers](#)
 - [Sources](#)
 - [My Website](#) *
- <http://www.geocities.com/lizyb101>



Comprehensive Testing Program 4

Teacher: Tenth English Honors
 School: Radnor High School
 Grade: 10
 Student: Frey, Samuel J.

Individual Subscore Report

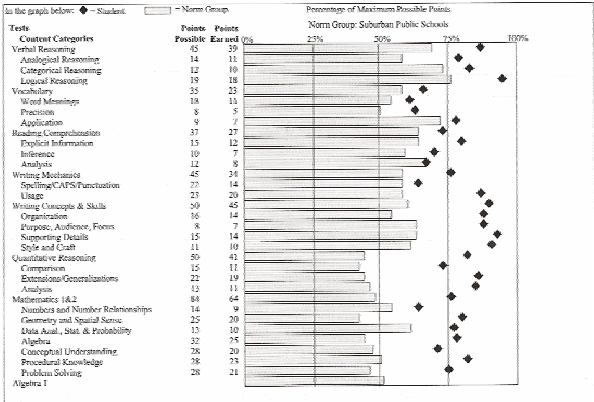
Test Date: 10/06
 No. of Students Tested: 98
 Norm: Fall

The table immediately below compares the student's scores on each test with the scores of one or more "norm groups." *Percentile rank is the percentage of students in the norm group who scored lower than this student. (It is not the same as the percentage of the questions on the test that this student answered correctly.) *Stamine* refers to a division of the norm group into nine score categories, from 1 (lowest) to 9 (highest).

The graph in the lower half of the page shows the percentage of the possible points on the test that the student earned. On most tests, this is simply the percentage of questions answered correctly. (It is not the same as the student's percentile rank.)

Test	National Norm Group		Suburban Public Schools		Independent Schools	
	%ile rank	Stamine	%ile rank	Stamine	%ile rank	Stamine
Verbal Reasoning	97	9	84	7	73	6
Vocabulary	87	7	66	6	45	5
Reading Comprehension	82	7	61	6	41	5
Writing Mechanics	95	8	79	7	68	6
Writing Concepts & Skills	99	9	98	9	94	8
Quantitative Reasoning	99	9	97	9	95	8
Mathematics 1&2	99	9	95	8	87	7
Algebra 1	-	-	-	-	-	-

As the graph below: ● = Student ◻ = Norm Group



Percentage of Maximum Possible Points

Tests	Points Possible	Points Earned	%
Content Categories	65	59	91%
Verbal Reasoning	14	11	79%
Analogical Reasoning	12	10	83%
Categorical Reasoning	18	18	100%
Logical Reasoning	35	23	66%
Vocabulary	18	13	72%
Word Meanings	8	5	63%
Precision	8	5	63%
Application	9	7	78%
Reading Comprehension	27	27	100%
Explicit Information	15	12	80%
Inference	10	7	70%
Analysis	11	8	73%
Writing Mechanics	45	38	84%
Spelling/CAPS/Punctuation	27	14	52%
Usage	23	20	87%
Writing Concepts & Skills	20	15	75%
Organization	16	14	88%
Purpose, Audience, Form	8	7	88%
Supporting Details	15	14	93%
Style and Craft	11	10	91%
Quantitative Reasoning	50	41	82%
Comparison	15	11	73%
Extraneous Generalizations	22	19	86%
Analysis	13	11	85%
Mathematics 1&2	84	64	76%
Numbers and Number Relationships	14	9	64%
Geometry and Spatial Sense	25	20	80%
Data Anal., Dist., & Probability	13	10	77%
Algebra	32	24	75%
Conceptual Understanding	38	29	76%
Procedural Knowledge	38	23	61%
Problem Solving	28	21	75%
Algebra 1	-	-	-

1. Constructed Response. See Score Report Folder for explanation.
 - Test not taken.

Copyright © 2002 by Educational Records Bureau. All rights reserved. 9 8126 20-39263-11/00/006-183

Electronic Career Portfolio

Elizabeth Bereznak
Psychology

Table of Contents—Psychology

Vision

- I believe that in order for one to achieve one must work hard and help others. If one does not work hard, one will not be experienced enough to know how to work through challenging situations. Also, if one does not make good choices, challenging decisions could prove fatal.

Table of Contents—
Psychology



Career Goals

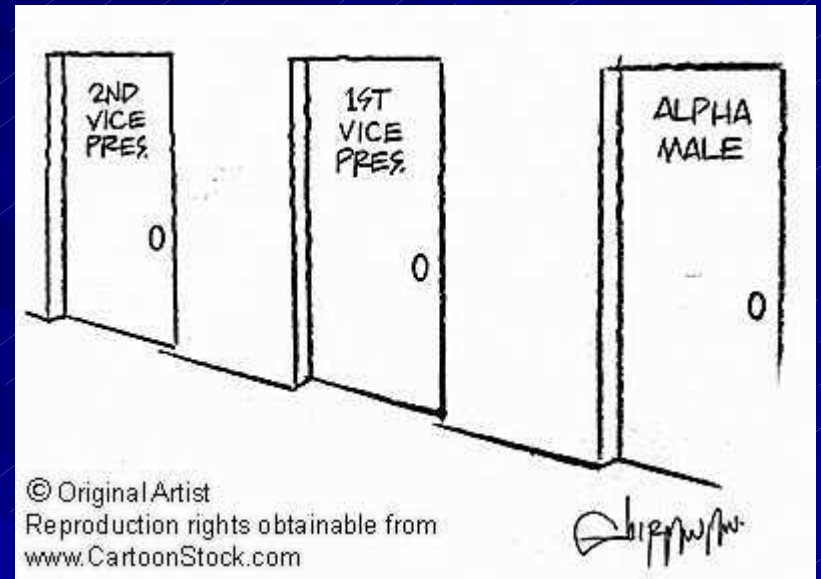
- My interests revolve around reading/writing, the arts, and studying the human mind. With these skills, I hope to help people who are struggling to understand themselves, and the workings of their mind.
- Through this career path, I will strive to bring information to the world about humans. Through comprehending the mind, we can work on improving society.

[Table of Contents—Psychology](#)

Career Goals Continued

- I hope to attain a job at a reputable university or school that I can be of assistance at. I am willing to do whatever it takes to achieve my goal, including cutting back on other activities, and dedicating my evenings and spare time to my education.

- Table of Contents—
Psychology



My School Courses

Radnor Senior High School

Integrated Western Civilization (honors)

Advanced Algebra 1

Advanced Physical Science

Art Studio

Spanish 2

AP Psychology

[Table of Contents—Psychology](#)

Resume Introduction

My resume seeks to provide evidence confirming that I will make a good psychologist, and that I will excel in my interest area. You may notice that in my resume, it mentions a no absence award, as well as a job listed at a pharmacy. The no absences award symbolizes that I am a hard worker, and pharmacy job requires excellent decision making, and responsibility. I do many extra-curricular sports, as well as two major educational extra-curriculars as well.

Table of Contents—Psychology

College Course Examples

Penn State

- AERSP 504. Aerodynamics of V/Stol Aircraft
- AERSP 550. Astrodynamics
- AERSP 505. Hydro and Aero Elasticity
- AERSP 512. Viscous Flow
- AERSP 553. Structural Dynamics

[Table of Contents—Aerospace Engineering](#)

College Requirements

C or higher in AP Psychology

012 or 17, and Phys. 211

>3.00 GPA: Entrance Guaranteed

with the previously listed courses

Minimum of 2.00 GPA required

[Table of Contents—Psychology](#)



Employment Examples

Usually works with Schools or independently

Top Salary- \$140,000/yr

- Clinical Psychologist
- Private Psychologist
- Teacher of Psychology

Table of Contents—Psychology

Places Psychologists Might Work

- Universities such as Temple, Penn, Drexel, and Duke
- Independently
- Clinical Firms
- US Network of Mental Health Specialists
- Hospitals
- Tutoring Centers

Common Requirements for Psychologists

At Least 5 yrs. in school

2 yrs. in employment

Various Degrees

(Masters, Bachelor, PhD)

[Table of Contents—Psychology](#)

Sources

<http://en.wikipedia.org/wiki/psychology>

<http://us.jobs.com/jobsearch.asp?q=psychology&cy=US>

[Table of Contents](#)-Psychology