

# SERVICE BULLETIN ML 0017



Date : Friday, 11 August, 2000  
Game : Slam'N'Jam  
Subject : Retro Ball Gate Kit

---

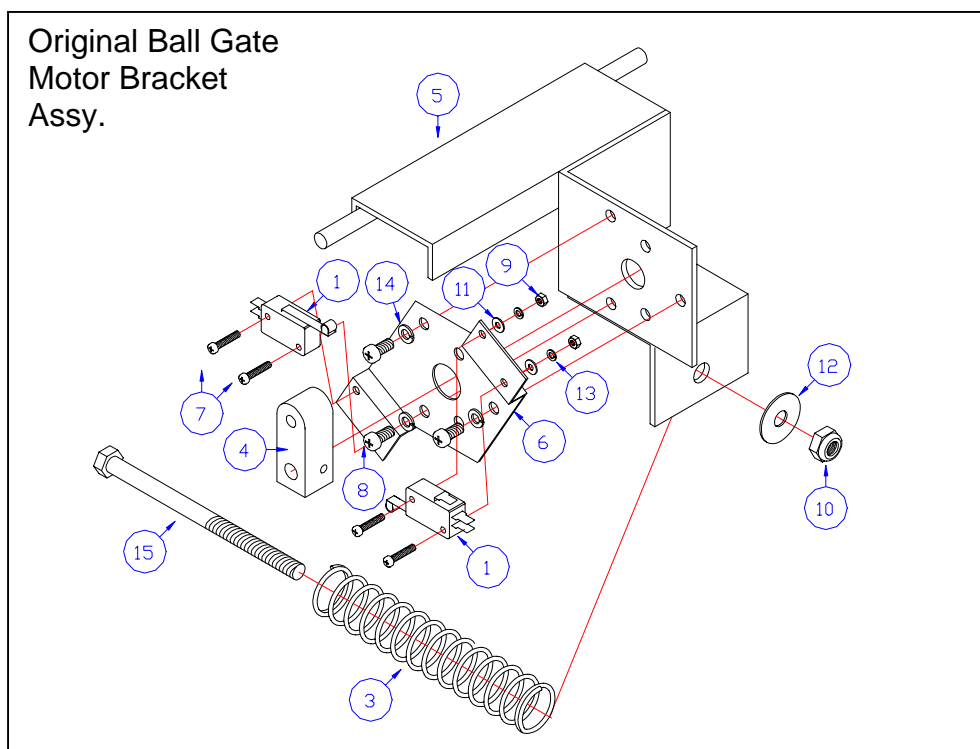
Distribution List :- [info@lai.com.au](mailto:info@lai.com.au); [techforum@lai.com.au](mailto:techforum@lai.com.au); [www.lai.com](http://www.lai.com)  
LAI Games :- Australia, New Zealand, Singapore and USA  
Timezone FEC :- Australia, India, Indonesia, New Zealand, Philippines and Singapore

---

**Problem** : Gears stripping on Slam'N'Jam Ball Gate Motor due to ball jams and insufficient movement in original ball gate motor bracket.

**Solution** : An Improved (Retro) Ball Gate Kit is now available from your nearest LAI Games distributor. See instructions below for checking Slam'N'Jam.

**Instructions** : Before ordering, please check to see if your Slam'N'Jam has original Ball Gate Motor Bracket fitted. If the picture below is the same as in your Slam'N'Jam we recommend that you replace it with the Retro Ball Gate Kit.



(Note:- Attached diagrams are of the Retro Ball Gate Kit and exploded diagram of complete gate assembly)

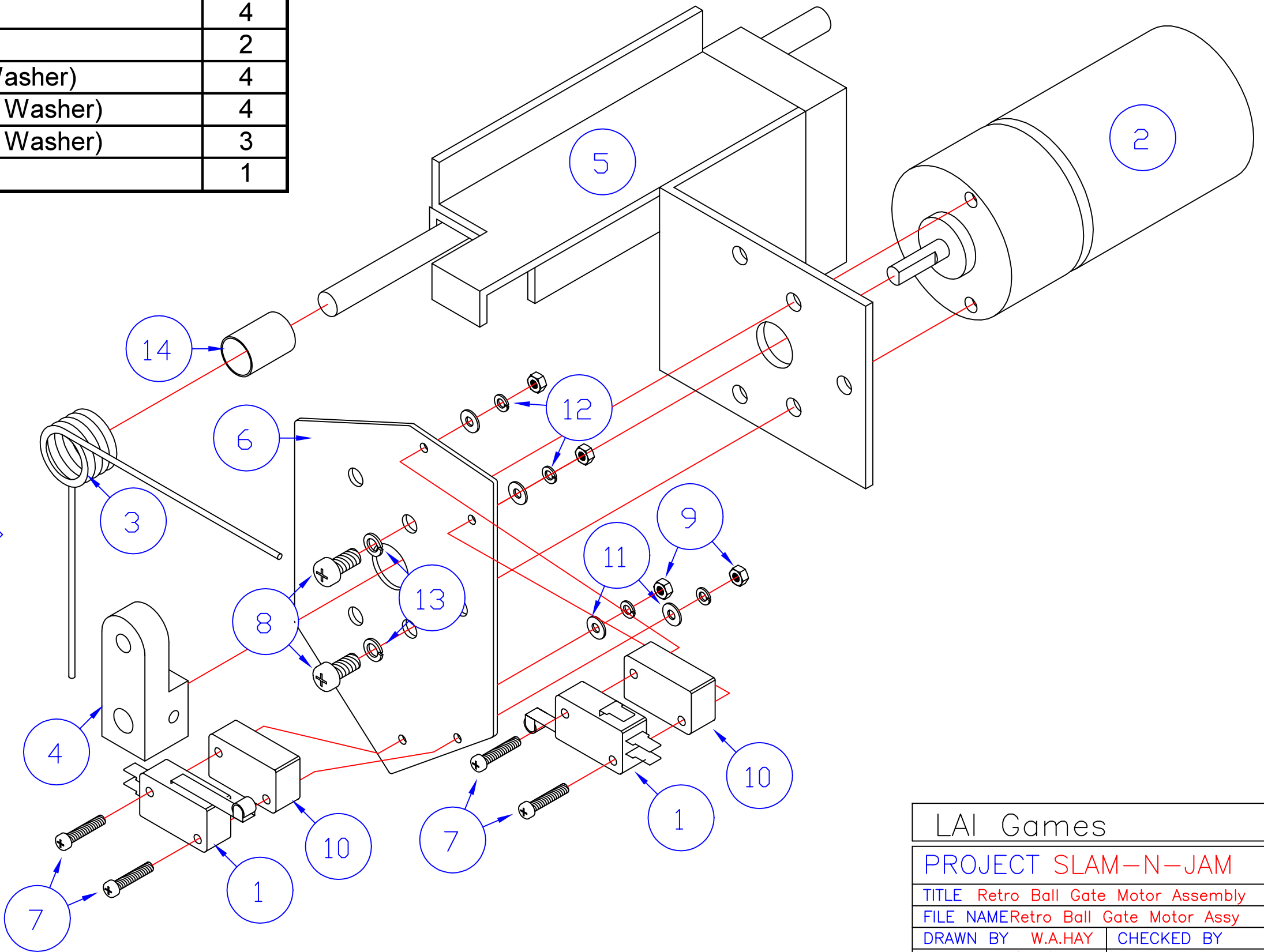
Regards

**LAI Games**

No.	CODE	Product Description	QTY
1	EA0405	Switch Micro Roller	2
2	EA1154	12VDC Motor With Gearbox 10RPM	1
3	HM1406	New Spring SNJ Ball Gate	1
4	HA1612	New Ball Gate Motor Crank	1
5	HA1625	New Bracket Gate Motor Mount	1
6	HA1640	New Ball Gate Micro Switch Mounting	1
7	HF0367	Baut JP M3 x 25mm (Pan Head Philips)	4
8	HF0563	Baut JP M5 x 10mm (Pan Head Philips)	3
9	HF1004	Mur M3 (Nut Hex)	4
10	HP1601	Micro Switch Spacer	2
11	HF1064	Plate Washer M3 (Flat Washer)	4
12	HF1074	Lock Washer M3 (Spring Washer)	4
13	HF1076	Lock Washer M5 (Spring Washer)	3
14	HA2050	New Spring Sleeve	1

Notes:

- (1) Motor must turn in anti-clockwise direction or the microswitches will be damaged.
- (2) 10RPM motors must use CPU Link Version 2.1 or greater to avoid gate time-out errors



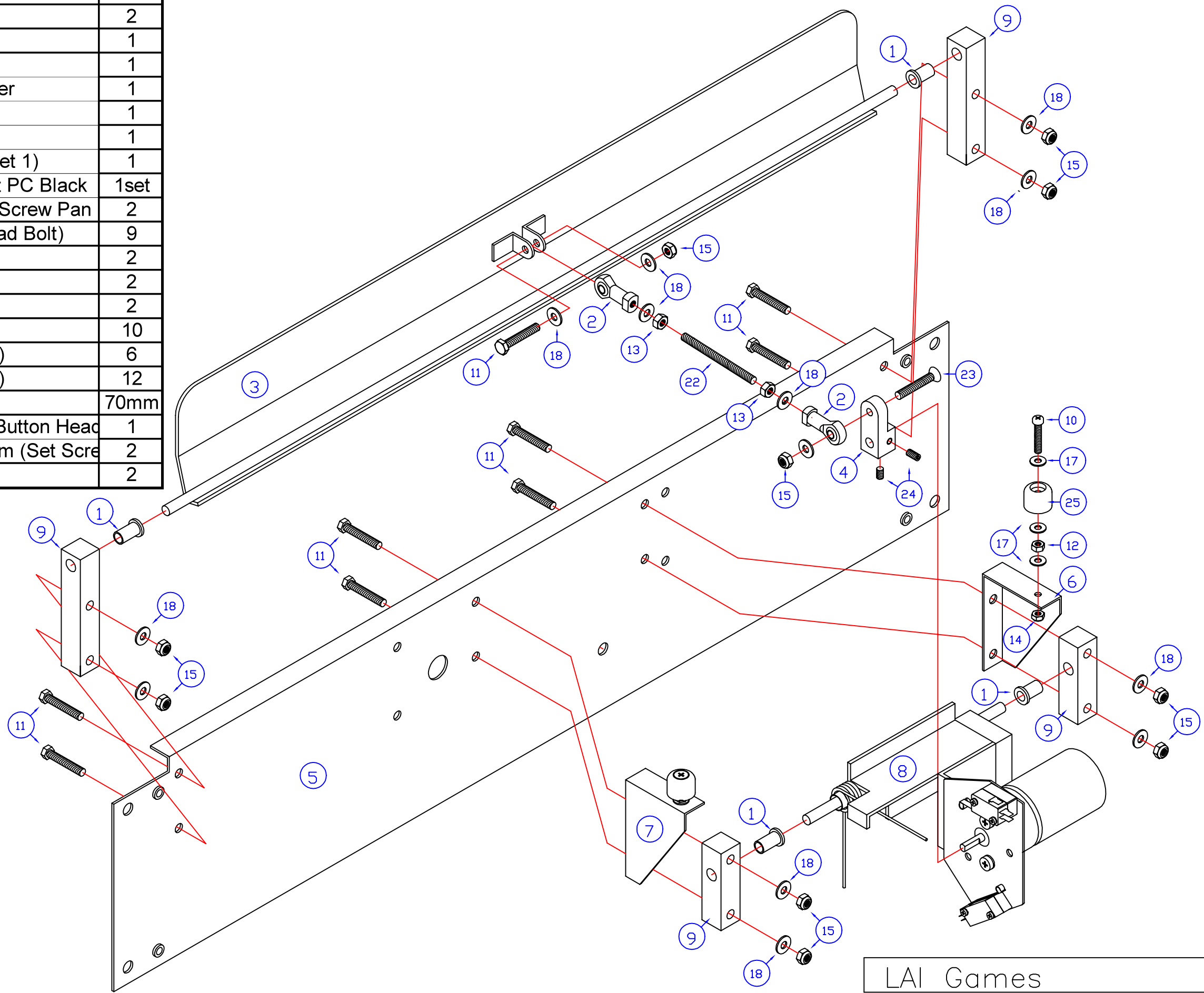
Retro Kit Notes:

- (1) Items No. 1, 2, 8 & 13 are not included in Retro Ball gate Kit
- (2) These Items are to be Removed from the old Ball Gate Motor Assy

This drawing & design is the property of LAI Games and cannot be reproduced or copied wholly or in part without prior written permission of LAI Games  
**DO NOT SCALE**

LAI Games	
PROJECT SLAM-N-JAM	
TITLE Retro Ball Gate Motor Assembly	
FILE NAME Retro Ball Gate Motor Assy	
DRAWN BY W.A.HAY	CHECKED BY
DATE 03/05/00	DATE

No	CODE	Product Description	Qty
1	EP0607	Insulating Spacer M8 x 12	4
2	HA1428	Tie End Rod 6mm x 100cm	2
3	HA1601	Assy Ball Gate	1
4	HA1612	Ball Gate Motor Crank	1
5	HA1621	Bracket Ball Gate Cross Member	1
6	HA1622	Bracket Ball Gate Stop Left	1
7	HA1623	Bracket Ball Gate Stop Right	1
8		Ball Gate Motor Assy (See Sheet 1)	1
9	HA1639	Gate Motor Mounting Block Set PC Black	1set
10	HF0568	Baut JP M5 x 30mm (Machine Screw Pan)	2
11	HF0649	Baut Hex M6 x 35mm (Hex Head Bolt)	9
12	HF1006	Mur M5 (Nut Hex)	2
13	HF1007	Mur M6 (Nut Hex)	2
14	HF1016	Lock Nut M5	2
15	HF1017	Lock Nut M6	10
16	HF1066	Plate Washer M5 (Flat Washer)	6
17	HF1067	Plate Washer M6 (Flat Washer)	12
18	HM1405	Threded Rod M6	70mm
19	HF0609	Baut BH Kunci L M6 x 35mm (Button Head)	1
20	HF0503	Baut Socket Kunci L M5 x 10mm (Set Scre)	2
21	HM0011	Rubber Stopper	2



LAI Games	
PROJECT SLAM-N-JAM	
TITLE RETRO BALL GATE ASSEMBLY	
FILE NAME Retro ball gate assy	
DRAWN BY W.A.HAY	CHECKED BY
DATE 07/07/00	DATE

This drawing & design is the property of LAI Games and cannot be reproduced or copied wholly or in part without prior written permission of LAI Games. DO NOT SCALE