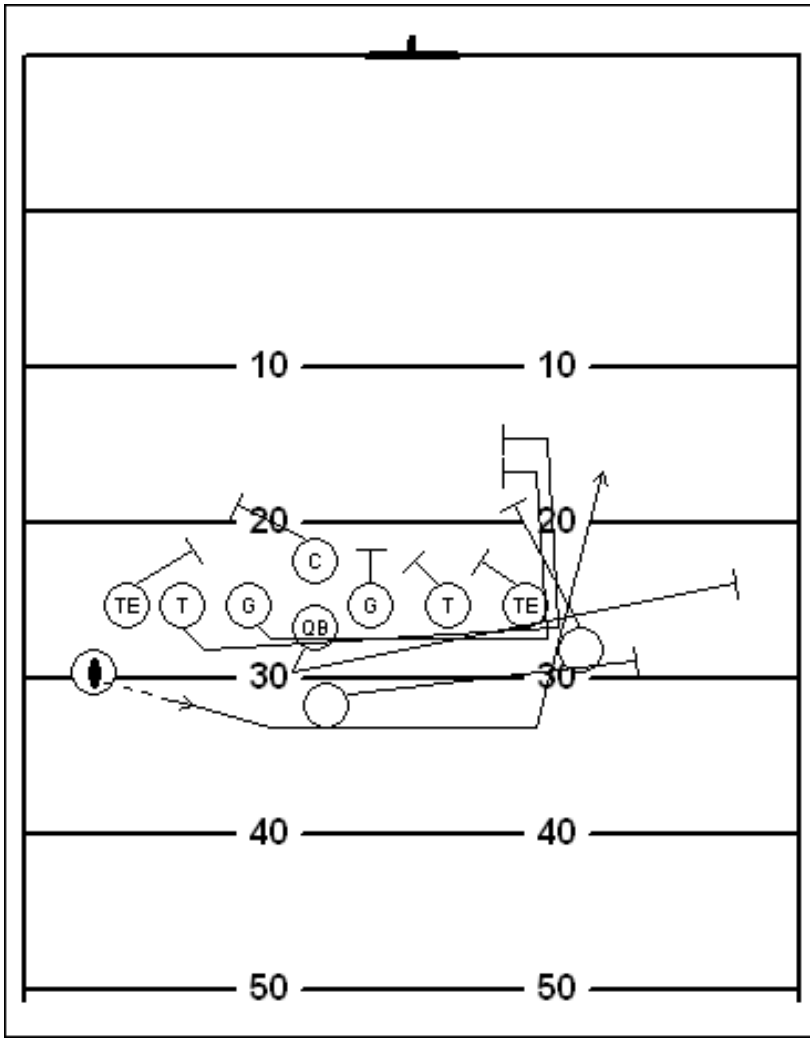


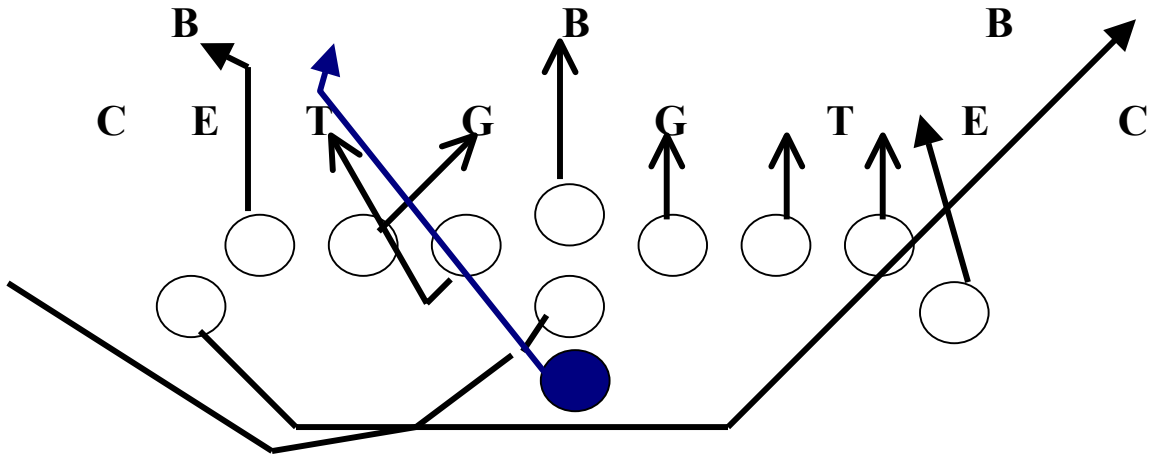
TIGHT RIP 88 SUPER POWER



LTE Backside Tackle	LT Wall off(pull)	LG Wall off (pull)	C Backside Guard	RG GOD rule	RT GOD rule	RTE GOD rule	
<p>QB Spin and toss the ball as you "fall backwards" in the direction of the playside end. Step first with the left foot and pivot in your right foot, so that the left foot lands about 3 o'clock. Spin & toss a soft ball at number height – but no higher.</p> <p>Get your eyes around to playside and make sure B-Back is KICKING OUT his man.</p> <ul style="list-style-type: none"> • If he is, run inside his block and seal CB to outside. • If he LOGS or is jammed inside you take next man outside. 		<p>B-Back KICK-OUT first defender to show. This usually the EMLOS (DE). KICKOUT = Aim at the defenders inside shoulder and blow him up and out of the hole with the wishbone block.</p> <p>If the defender sits in the hole and tries to wrong shoulder you than LOG him inside.</p> <p>LOG = attack the outside shoulder and try to seal him towards the inside by hitting the outside shoulder and rotating your hips inside.</p>		<p>A-Back Fast motion towards the BB's heels. Never take your eyes off the ball until you have caught it. Catch it and get in the wake of the pulling backside lineman.</p> <p>Run inside the block of the B-Back and if necessary push on the backs of the lineman; Once through the hole, be prepared to cut back if it is there.</p> <p>If the B-Back LOGS or turns up field, than bounce outside.</p>		<p>C-Back Your action depends on what the inside gap looks like between you and the tightend.</p> <p>If the gap is filled you block down. GD just like the TE.</p> <p>If the gap is clean then Seal block the playside line backer. Moving out and clearing the line and then immediately back inside to seal the PSLB to the inside of the tightend.</p>	

NOTES: 88 POWER . QB hands ball off to A and boots left. Allelse the same

TIGHT RIP 5 X

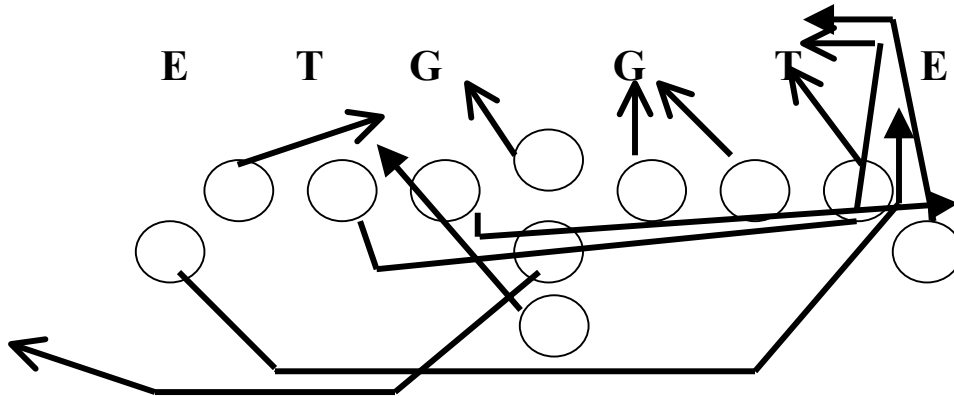


LTE MOB	LT X block 1 st DL inside (1)	LG X block 1 st DL outside (2)	C MLB or BSLB	RG GOB	RT GOB	RTE GOB

- QB** Spins left to 6 and hands ball to B. Then fake ball to A and bootleg to the left.
A Run Fake 88 SP, SWIM FAKE
B Take handoff and go through the X-block
C Follow 88 SP Rules

Notes: Play can also be run as TR 5-X Lead. A-back goes in motion, but on snap of ball, he leads the BB thru the hole

TIGHT RIP 58 COUNTER

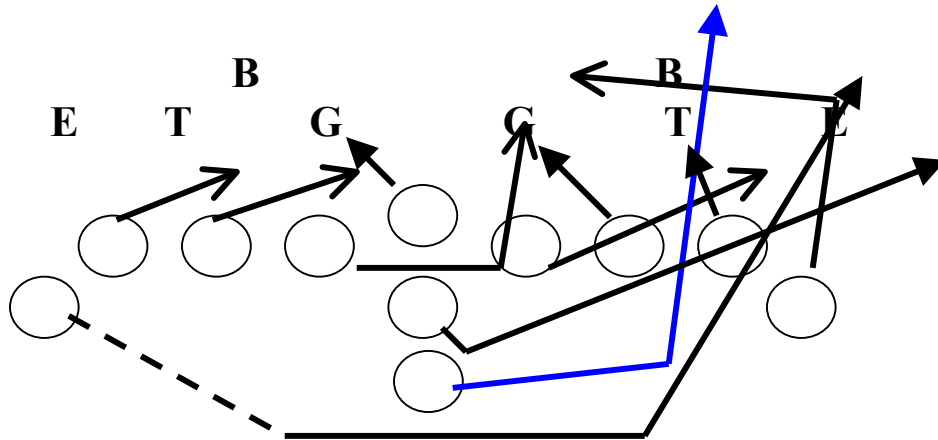


LTE Backside Tackle	LT Wall off (Pull)	LG KICKOUT DE	C Backside guard	RG GOD rule	RT GOD rule	RTE GOD rule
----------------------------------	---------------------------------	----------------------------	-------------------------------	-----------------------	-----------------------	------------------------

- QB** Spin left ,fake ball to B and handoff ball to A. Then Bootleg around to the left.
A Run just like the 88 Power but slower motion
B Swim fake ball , fill at 5.
C Same as 88SP

NOTES: Counter for 5 X

TIGHT RIP 6-G



LTE GD	LT GD	LG Fold around center.	C BACKSIDE GUARD	RG G-Kickout on 1 st defender past the TE	RT PLAYSIDE GUARD	RTE GD rule
-----------	----------	------------------------------	------------------------	--	-------------------------	----------------

<p>QB Step with the left foot to 7 o'clock and handoff ball to the b-back. Then continue spin and run fake 88SP.</p>	<p>B-Back Be PATIENT – not to big of a hurry. Remember: OPEN – CROSSOVER - Hit the hole square. Take an open step, followed by a crossover step while looking at the blocking; by now you should have the ball, so hit the hole square, alert for the three-way cut possibilities. The greatest potential of this play is the cutback, and you can't cut back if you don't hit the hole square.</p>	<p>A-Back Fake 88SP. Do swim fake.</p>	<p>C-Back Wall off first Lber to your inside; Stay shallow, and if the near Lber goes over the top of you, continue on down to the backside Lber as long as no one crosses your face.</p>
---	--	---	--