

## Scrappy September Mystery

### Day 2

Today's step is all about sewing - and **lots** of it!

#### You will need for today's step:

All your green and yellow  $4\frac{1}{2}$  inch squares

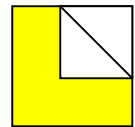
The white  $2\frac{1}{2}$  inch squares

#### Preparation:

Draw a diagonal line on all the white squares

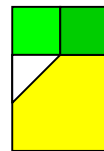
#### Sewing instructions:

Take a yellow  $4\frac{1}{2}$  inch square and put one white square on a corner  
And sew on the diagonal line (since these squares are so very small I would not suggest doing the second sewing line to make a HST as you will end up with a 1" HST)

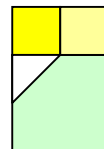


Do the same with all of the yellow and green  $4\frac{1}{2}$ " squares making sure you keep the green and yellow squares separate.

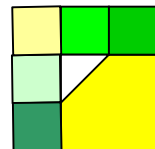
Now sew a pair of green squares that you sewed yesterday and sew them to the top of the  $4\frac{1}{2}$  inch square making sure you start sewing at the white corner to make the following block:



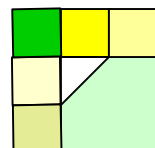
Do the same with all the green  $4\frac{1}{2}$ " blocks, using the yellow pairs of squares.



Last of all for today take the sets of 2 greens and a yellow and the sets of 2 yellows and a green. Sew a set of 2 greens and 1 yellow to a yellow square to make the following block:



And then do the same with the green  $4\frac{1}{2}$ " blocks:



The blocks will be  $6\frac{1}{2}$ " including seams. That's all for today!

Have fun sewing and see you tomorrow!

Jessamy